

**BEFORE THE HON'BLE NATIONAL GREEN TRIBUNAL
PRINCIPAL BENCH, NEW DELHI**

ORIGINAL APPLICATION NO. 623 OF 2024

IN THE MATTER OF:-

Ajay Kumar Singh

...Applicant

Versus

State Level Environmental Impact
Assessment Authority, Uttar Pradesh & Ors.

...Respondents

INDEX

S. No.	PARTICULARS	PAGE NO.
1.	Reply on behalf of the Respondent No. 2/ Project Proponent, M/s RS BMW Services to the Appeal preferred by the Appellant under Section 16 of the National Green Tribunal Act, 2010.	<i>1-21</i>
2.	ANNEXURE R/1 A true copy of the Application form of SIDA, Jaunpur with the form Annexures.	<i>22-37</i>
3.	ANNEXURE R/2 A true copy of the Consent to Establish dated 16.03.2023 granted by the Uttar Pradesh Pollution Control Board to the answering Respondent for the period 26.01.2023 to 25.01.2028.	<i>38-42</i>
4.	ANNEXURE R/3 A true copy of the proposal number SIA/UP/INFRA2/416082/2023 dated 30.01.2023 for fresh Terms of Reference.	<i>43-45</i>
5.	ANNEXURE R/4 A true copy of the Terms of Reference dated 31.01.2023 bearing File No. 7574 issued to the answering Respondent.	<i>46-52</i>

6.	ANNEXURE R/5 A true copy of the Final Environmental Impact Assessment/ Environment Management Plan Report.	53-310
7.	ANNEXURE R/6 A true copy of the environmental clearance dated 10.11.2023 bearing EC Identification No. EC23B057UP110206 issued by the Respondent No. 1.	311-319
8.	ANNEXURE R/7 A true copy of the online application dated 20.09.2024 for grant of Consent-to-Operate preferred by the answering Respondent before UPPCB.	320-330
9.	ANNEXURE R/8 Photograph of the inspection done by RO, UPPCB, Varanasi against the CTO Application.	331-342
10.	ANNEXURE R/9 A true copy Letter bearing ref. no. H00136/ C-6 NOC-169/ 2023 dated 30.08.2023 issued by the UPPCB (original Respondent No. 8) to the answering Respondent.	343

11. Vakalatnama

344

**RESPONDENT NO. 2
M/S RS BMW SERVICES**

Through



Deva Singh Shukla
Advocate for the Respondent No. 2
Chamber No. 448, Lawyers' Chambers
District Court Compound
Ghaziabad, Uttar Pradesh
Email: deva.s.shukla@outlook.com
Mob No. 9999228882; 9999118882

Place: New Delhi
Date : 14.11.2024

**BEFORE THE HON'BLE NATIONAL GREEN TRIBUNAL
PRINCIPAL BENCH, NEW DELHI**

ORIGINAL APPLICATION NO. 623 OF 2024

IN THE MATTER OF:

Ajay Kumar Singh

...Applicant

Versus

State Level Environmental Impact

Assessment Authority, Uttar Pradesh & Ors.

...Respondents

**REPLY ON BEHALF OF THE RESPONDENT NO. 2/ PROJECT
PROPONENT, M/S VRBA BIO WASTE SOLUTIONS PVT. LTD.
TO THE APPEAL REFERRED BY THE APPELLANT UNDER
SECTION 16 OF THE NATIONAL GREEN TRIBUNAL ACT,
2010**

MOST RESPECTFULLY SHEWETH

1. That at the outset, it is submitted that the present Application is an abuse of the process of this Hon'ble Tribunal and the same deserves to be dismissed with heavy costs. It is further submitted that the Appellants have not approached this Hon'ble Tribunal with clean hands and have misrepresented several vital facts before this Hon'ble Tribunal.

PRELIMINARY OBJECTIONS:

2. That the present Original Application is not maintainable as the same is barred by limitation. It is submitted that the Original Application is preferred under Sections 14, 15 and 18(1) of the National Green Tribunal Act, 2010 and the limitation provided

under Section 14(3) of the Act is six months. Section 14(3) reads as under:

Section 14(3): No Application for adjudication of dispute under this section shall be entertained by the tribunal unless it is made within a period of 6 months from the date on which the cause of action for such dispute first arose.

The Applicant has challenged the grant of Consent to Establish dated 16.03.2023 and Environmental Clearance dated 10.11.2023 and the challenge to the same was beyond the limitation when the present Original Application was preferred.

Hence, the present Original Application is barred by limitation and liable to be dismissed on this ground alone.

It is worthwhile to note that no relief is sought under Section 15 of the National Green Tribunal Act, 2010.

3. That the Original Application is not maintainable as the grant of Environmental Clearance can only be challenged in Appeal under Section 16 (h) of the National Green Tribunal Act, 2010.
4. That the present Original Application is not maintainable as the Applicant has not invoked the remedy provided under Rule 16 of the Common Bio-Medical Waste Management Rules, 2016. Rule 16 of the Common Bio-Medical Waste Management Rules, 2016 is reproduced hereinbelow for ready reference:

Rule 16: Appeal –

(1) Any person aggrieved by an order made by the prescribed authority under these rules may, within a period of 30 days from

the date on which the order is communicated to him, prefer an appeal in Form V to the Secretary (Environment) of the State Government or Union Territory administration.

5. That the present Original Application is not maintainable as the Applicant has not shown as to how he falls under Section 18(2) of the National Green Tribunal Act, 2010. It is submitted that the Applicant cannot be said to be an aggrieved person or has sustained any injury, hence, the present Original Application is not maintainable and liable to be dismissed. Section 18(2) of the National Green Tribunal Act, 2010 is reproduced herein below for ready reference:

18. Application or appeal to Tribunal.

Without prejudice to the provisions contained in section 16, an application for grant of relief or compensation or settlement of dispute may be made to the Tribunal by –

- (a) the person, who has sustained the injury; or*
- (b) the owner of the property to which the damage has been caused; or*
- (c) where death has resulted from the environmental damage, by all or any of the legal representatives of the deceased; or*
- (d) any agent duly authorised by such person or owner of such property or all or any of the legal representatives of the deceased, as the case may be; or*
- (e) any person aggrieved, including any representative body or organisation; or*
- (f) the Central Government or a State Government or a Union territory Administration or the Central Pollution Control Board or a State Pollution Control Board or a*

Pollution Control Committee or a local authority, or any environmental authority constituted or established under the Environment (Protection) Act, 1986 or any other law for the time being in force.

6. That the Applicant has deliberately not cited the Para 6 of the Revised Guidelines for Common Bio Medical Waste Treatment facilities, which promotes that the CBMWF should be preferably developed in the notified industrial area without the requirement of the buffer zone. Para 6 of the revised guidelines which provides for the Location Criterion is reproduced herein below:

PARA 6: LOCATION CRITERIA

In the context of these guidelines, buffer zone represents a separation distance between the source of pollution in CBWTF and the receptor - following the principle that the degree of impact reduces with increased distance. The following parameters may be considered for ascertaining buffer distance on case-to-case basis:

- (i) potential for spread of infection from wastes stored in the premises.*
- (ii) applicable standards for pollution control and the relative efficiency of the existing incinerators and emission control systems,*
- (iii) potential of fugitive dust emission from incinerators,*
- (iv) potential for discharge of wastewater*
- (v) the potential for odour production,*
- (vi) the potential for noise pollution*
- (vii) the risk posed to human health and safety due to exposure to emissions from incinerator*
- (viii) the risk of fire and*
- (ix) Significance of the residual impacts such as bottom ash and fly ash.*

As far as possible, the CBWTF shall be located near to its area of operation in order to minimize the transportation distance in waste collection, thus enhancing its operational flexibility as

well as for ensuring compliance to the time limit for treatment and disposal of bio-medical waste as stipulated under the BMWM Rules (i.e., within 48 hours). Also, the location of the CBWTF should be in conformity to the CRZ Norms and other provisions notified under the Environment (Protection) Act, 1986. The location shall be decided in consultation with the State Pollution Control Board (SPCB)/ Pollution Control Committee (PCC). The location criteria for development of a CBWTF are as follows:

(a) A CBWTF shall preferably be developed in a notified industrial area without any requirement of buffer zone (or)

(b) A CBWTF can be located at a place reasonably far away from notified residential and sensitive areas and should have a buffer distance of preferably 500 m so that it shall have minimal impact on these areas. In case of non-availability of such a land, the buffer zone distance from the notified residential area may be reduced to less than 500 m by SPCB/PCC without referring the matter to CPCB by prescribing additional control measures such as (i) adoption of best available technologies (BAT) by the proponent of CBWTF; (ii) prescribing stringent standards for operation of the CBWTF by the SPCB/PCC; (iii) adoption of zero liquid discharge by the CBWTF and (iv) in case of any complaints from the public, then CBWTF should prove that the facility is not causing any adverse impact on environment and habitation in the vicinity. If SPCB/PCC is not in a position to resolve the issue relating to buffer zone while selecting the site for CBWTFs, in such a case, SPCBs/PCCs may refer the matter to CPCB.

(c) The CBWTF can also be developed as an integral part of the Hazardous Waste Treatment Storage and Disposal Facility (TSDF) subject to obtaining of necessary approvals from the authorities concerned including 'environmental clearance' as per Environmental Impact Assessment 2006 and further amendments notified under the Environment (Protection) Act, 1986, provided there is no CBWTF exist within 150 KM distance from the existing TSDF.

This Hon'ble Tribunal in Common Bio Medical Waste Treatment Facility Operators Association Vs. Maharashtra Pollution

Control Board (OA No. 51 of 20222 (WZ) [2023 SCC Online NGT 2022] has held:

“9. During argument made by the learned counsel for the applicant, it appeared that he wanted to communicate that the MPCB should not be allowed to have more than one facility within the coverage area of 75 KM as the same would affect commercial viability of other units. We are not impressed by the said argument made by the learned counsel for the applicants because Rules do not provide that there cannot be more than one CBMWTFs installed within the area of 75 KM. In our opinion, the said criteria appear to have minimum one such facility therefore, if there are more than one facility does not mean that it would amount to violation of the said Rules. It appears that the intention of the legislature is that minimum one CBMWTF should be established within 75 KM area.”

7. That the Applicant has misread the import of definition of Hazardous Waste as defined in Section 2(e) of the Environment Protection Act, 1986.

Section 2(e) of the Environment Protection Act, 1986 is reproduced hereunder for ready reference:

Section 2(e): hazardous substance means any substance or preparation which by reason of its chemical or physio-chemical properties or handling who is liable to cause harm to human beings, other living creatures, plants micro-organism property or the environment;

It is submitted that the definition is to classify the substance which is hazardous in nature for which specific guidelines are stipulated for CBWTF by CPCB which is to be implemented prior to establishment of the CBWTF unit. For the purposes of CBMWTF, the hazard is the bio-waste which is generated by the healthcare units and the CBWTF facility is engaged into treating

such hazardous waste and not the generation of hazardous waste.

8. That it is correct that in the modified directions dated 07.03.2016 by Central Pollution Control Board, the Common Bio-Medical Waste Treatment Facility is placed in Red Category, however, at the same time CBWTF is designated in a special category being part of pollution control facilities:

“ii. *There are specific remarks in respect of some of the industrial sectors. These sectors are either merged with other relevant sectors or deleted due to duplication. The overall details are as follows:*

Sr. No	Original S.No.	Industry / Sector	Original Category	Remarks
1	14	<i>Common treatment and disposal facilities (CETP, TSDF, Ewaste recycling, CBMWTF, effluent conveyance project, incinerator, solvent / acid recovery plant, MSW sanitary land fill site)</i>	R	<i>All such facilities are classified as Red but special category projects as these are parts of pollution control facilities.</i>

9. That the Applicant has relied upon the Revised Guidelines for Common Bio-Medical Waste Treatment and Disposal Facilities being made by the Central Pollution Control Board. It is

submitted that these guidelines are not mandatory and does not have the force of law but only directory in nature.

The Bio-Medical Waste Management Rules, 2016 were made Central Government in exercise of the powers conferred under Sections 6, 8 and 25 of the Environment (Protection) Act, 1986 (29 of 1986).

It is submitted that Rule 6 casts duty on the authorities (specified in column (2) of Schedule-III) to perform their duties and Rule 9(3) directs the prescribed authorities to comply responsibilities stipulated in Schedule III.

Rules 6 and 9(3) alongwith Sr. No. 3 of Schedule III are reproduced herein below for ready reference:

6. Duties of authorities-

The Authority specified in column (2) of Schedule-III shall perform the duties as specified in column (3) thereof in accordance with the provisions of these rules.

9. Prescribed authority

(3) The prescribed authorities shall comply with the responsibilities as stipulated in Schedule III of these rules.

SCHEDULE III

List of Prescribed Authorities and the Corresponding Duties

S.No.	Authority	Corresponding Duties
4.	Central Pollution Control Board	<p>(i) Prepare Guidelines on bio-medical waste Management and submit to the Ministry of Environment, Forest and Climate Change.</p> <p>(ii) Co-ordination of activities of State Pollution Control Boards or</p>

		<p><i>Pollution Control Committees on bio-medical waste.</i></p> <p><i>(iii) Conduct training courses for authorities dealing with management of bio-medical waste.</i></p> <p><i>(iv) Lay down standards for new technologies for treatment and disposal of bio-medical waste (Rule 7) and prescribe specifications for treatment and disposal of bio-medical wastes (Rule 7).</i></p> <p><i>(v) Lay down Criteria for establishing common bio-medical waste treatment facilities in the Country.</i></p> <p><i>(vi) Random inspection or monitoring of health care facilities and common bio-medical waste treatment facilities.</i></p> <p><i>(vii) Review and analysis of data submitted by the State Pollution Control Boards on bio-medical waste and submission of compiled information in the form of annual report along with its observations to Ministry of Environment, Forest and Climate Change.</i></p> <p><i>(viii) Inspection and monitoring of health care facilities other than Medical Inspection (MI) rooms, sick bays on board ships or submarines, station medical centres and field hospitals in forward locations operated by the</i></p>
--	--	---

		<p><i>Director General, Armed Forces Medical Services (Rule-9).</i></p> <p><i>(ix) Undertake or support research or operational research regarding bio-medical waste.</i></p>
--	--	---

Therefore, S. No. 4 of the Schedule III only casts duty upon the Central Pollution Control Board to Prepare Guidelines on bio-medical waste Management and submit to the Ministry of Environment, Forest and Climate Change. It is submitted that such guidelines may be considered by the Central Government and whenever required may implement the same by issuing appropriate notification or rules.

In the present case although the Central Pollution Controls Board has framed the guidelines, but the same are either not sent to the Central Government or not implemented by the Central Government. Hence, the Revised Guidelines for Common Bio-Medical Waste Treatment and Disposal Facilities can only be used for reference purposes only and are not binding.

10. The land allocated to M/s RS BMW Services is by the Sathariya Industrial Development Authority (SIDA), Sathariya, Jaunpur. Even otherwise, Para 2.05 of the Operating Manual uses the word 'may'. It is submitted that the Operating Manual itself has given discretion to UPSIDC for allocation of plots even for setting up of the hazardous project. Para 2.05 of the Operating Manual is reproduced herein below for ready reference:

2.05 The application for allotment of plots / sheds may be rejected by Regional Manager / Area Manager on the following grounds

- (i) *if the proposed project to be set up is hazardous as categorised by Uttar Pradesh pollution Control Board*

It is submitted that the said fact can be ascertained from the reply dated 01.04.2024 to the RTI Application preferred by the Appellant before the Respondent No. 7. The relevant portion of the said reply dated 01.04.2024 is reproduced hereunder for ready reference:

“यूपीसीडा के ऑपरेटिंग मैनुअल – 2011 व 2023 के अनुसार किसी भी भूखंड का आवंटन/ हस्तांतरण परीक्षण करने के उपरांत ही किया जाता है। ऑपरेटिंग मैनुअल – 2023 के प्रस्तर 2.05 Rejection of Application के अंतर्गत निहित प्रावधानों में आवेदन निरस्त किया जा सकता है परंतु अनिवार्यता नहीं है।”

11. The Revised Guideline for Common Biomedical Waste Treatment Facility 2016 mentions that in Point 2 (d) “*Alternately, a CBWTF may also be allowed to be established on a land procured by an entrepreneur in accordance with the location criteria suggested under these guidelines*” As compliance to the same the responding Respondent has established the CBWTF Unit with allotment procedure done with the UPSIDC.

12. That for the efficacious adjudication of the present matter, the vital facts pertaining to the present case are elaborated hereunder as Preliminary Submissions.

PRELIMINARY SUBMISSIONS:

13. That the Plot C-20 at SIDA, Jaunpur was allotted by the allotment committee of the SIDA, Jaunpur complying with all the requisite procedures including the publication of advertisement by the SIDA. It is submitted that the plot chosen by the answering Respondent is suitable in both location and size criteria as the per the guidelines prescribed by the CPCB. It is submitted that the answering Respondent applied for the allotment with the detailed project report alongwith the Application Form, Registration Fee, Earnest Money Deposit
A true copy of the application form alongwith the documents filed by the answering Respondent before the SIDA is annexed herewith and marked as **Annexure R/1**.
14. That the answering Respondent has established a Common Bio-Medical Waste Treatment Facility (hereinafter referred to as 'CBWTF' for the sake of brevity) as provided for in the Bio-Medical Waste Management Rules, 2016 and aims to render the services for disposal of bio-medical waste in accordance with the Rules made by the Government of India and in consonance with the guidelines formulated by the Central Pollution Control Board.

15. That the CBWTF unit has been developed with an approximate project cost of INR 4.85 Cr and the following equipment have been installed for effective treatment of bio-medical waste:

S. No.	Equipment	Capacity
1.	Incinerator (one + one standby)	250 kg/ hr
2.	Autoclave (2 Nos)	1000 Ltr/ Batch (Each)
3.	Shredder	150 Kg/ Hr
4.	Chemical Disinfection tank	1500 Ltr.
5.	ZLD Effluent Treatment Plant (Zero Liquid Discharge)	10 KLD

16. That for the establishment of CBWTF, the answering Respondent preferred an application form no. 19620037 dated 26.01.2023 before the Uttar Pradesh Pollution Control Board (original Respondent No. 8) for issuance of Consent to Establish under the provisions of Water (Prevention and Control of Pollution) Act, 1974 and Air (Prevention and control of Pollution) Act, 1981.
17. That the Uttar Pradesh Pollution Control Board (original Respondent No. 8) granted Consent to Establish to the answering Respondent on 16.03.2023 for the period 26.01.2023 to 25.01.2028 vide its letter bearing reference no. 176317/ UPPCB / Varanasi (UPPCBRO) / CTE/ JAUNPUR /2023.

A true copy of the Consent to Establish dated 16.03.2023 granted by the Uttar Pradesh Pollution Control Board to the answering Respondent for the period 26.01.2023 to 25.01.2028 is annexed herewith and marked as **ANNEXURE No. R/2.**

18. That for the establishment of CBWTF at Plot No. C-20, Sathariya Industrial Development Authority, Sathariya, Jaunpur, Uttar Pradesh, the answering Respondent on 30.01.2023 applied for Terms of Reference (ToR) to the State Expert Appraisal Committee ('SEAC') vide proposal number SIA/UP/INFRA2/416082/2023.

A true copy of the proposal number SIA/UP/INFRA2/416082/2023 dated 30.01.2023 for fresh Terms of Reference is annexed herewith and marked as **ANNEXURE No. R/3.**

19. That the Respondent No. 1 on 31.01.2023 issued Terms of Reference to the answering Respondent for the purpose of preparing environment impact assessment report and environment management plan for obtaining prior environment clearance.

A true copy of the Terms of Reference dated 31.01.2023 bearing File No. 7574 issued to the answering Respondent is annexed herewith and marked as **ANNEXURE No. R/4.**

20. That the Final Environmental Impact Assessment/ Environment Management Plan Report was prepared by the Rian Enviro Pvt. Ltd. and was submitted before the Respondent No. 1 on

07.09.2023 for consideration in grant of Environmental Clearance to the answering Respondent.

A true copy of the Final Environmental Impact Assessment/ Environment Management Plan Report is annexed herewith and marked as **ANNEXURE No. R/5.**

21. That the case of the answering Respondent was considered by the State Expert Appraisal Committee in its 788th meeting dated 19.09.2023 wherein it recommended grant of environmental clearance to the answering Respondent while prescribing additional conditions.
22. That the grant of environmental clearance to the answering Respondent was then considered by the Respondent No. 1 in its 767th meeting dated 26.10.2023 and the Respondent No. 1 agreed with the recommendations of the State Expert Appraisal Committee for grant of environmental clearance to the answering Respondent.
23. That the Respondent No. 1 on 10.11.2023 granted Environmental Clearance to the answering Respondent bearing EC Identification No. EC23B057UP110206.
A true copy of the environmental clearance dated 10.11.2023 bearing EC Identification No. EC23B057UP110206 issued by the Respondent No. 1 is annexed herewith and marked as **ANNEXURE No. R/6.**

24. That the Respondent No. 2 on 20.09.2024 has applied for Consent-to-Operate from Uttar Pradesh Pollution Control Board (original Respondent No. 8) and the same is under consideration by UPPCB.

A true copy of the online application dated 20.09.2024 for grant of Consent-to-Operate preferred by the answering Respondent before UPPCB is annexed herewith and marked as **ANNEXURE No. R/7**.

The Photographs of the Inspection done by the RO, UPPCB Varanasi at the CBWTF Unit agisnt the CTO Application is Annexed herewith and marked as **ANNEXURE No. R/8**

25. That the CBWTF is proposed to be established in a notified industrial i.e. Sathariya Industrial Area, Sathariya, Jaunpur, Uttar Pradesh and conforms to all the guidelines prescribed under the Revised Guidelines for Common Bio-Medical Waste Treatment Facilities.

26. That currently the Jaunpur Circle comprising of districts Bhadohi, Jaunpur, Mirzapur, Prayagraj, Sultanpur, Amethi and Pratapgarh have a total number of 41102 hospital beds and even though three CBWTF exists within the 75 km radius, their combined operation is unable to deal with 10275.50 kg waste being generated per day and the same is evident from the Gap Analysis conducted by Uttar Pradesh Pollution Control Board (original Respondent No. 8).

It is pertinent to mention here that even though CBWTF is classified as a RED category industry, its operations cannot be

equated with other RED category industries as it is not a pollution causing industry but a pollution treatment facility. Furthermore, the CPCB in its modified directions dated 07.03.2016 bearing no. B-29012/ESS(CPA)/2015-2016 have remarked CBWTF as special category projects as they are parts of pollution control facilities. It is further pertinent to mention here that the Hon'ble Gujarat High Court in Uttarsanda Gram Panchayat & Ors. Vs. State of Gujarat & Ors., Special Civil Application No. 12235 of 2017 observed as under:

“49. ... The right to life and live in a clean environment, although may be a basic human life or a fundamental right, yet the same is not absolute. As discussed at length above, the bio-medical waste has got to be processed in accordance with the rules and regulations laid down by the Central Pollution Control Board. If, according to the applicants, operating a Bio-Medical waste Process Unit is an evil, then ignoring the bio-medical waste and allowing it to be disposed of without being processed, is a greater evil and would lead to more health hazard. The importance of the Bio-Medical waste Process Unit should not be undermined, and in my view, the applicants are unnecessarily hyper in this regard. The private respondents have been put to the strictest of the terms for the purpose of functioning and operation of the unit and they can still be put to certain more terms to ensure that the same does not lead to any pollution.

.....It is a settled law that the balance between environmental protection and developmental activities could only be maintained by strictly following the principle of "sustainable development. This is a development strategy that caters to the needs of the present without negotiating the ability of upcoming

generations to satisfy their needs. The strict observance of sustainable development will put us on a path that ensures development while protecting the environment, a path that works for all peoples and for all generations. It is a guarantee to the present and a bequeath to the future. All environment related developmental activities should benefit more people while maintaining the environmental balance. This could be ensured only by strict adherence to sustainable development without which life of the coming generations will be in jeopardy. The adherence to sustainable development principle is a sine qua non for the maintenance of the symbiotic balance between the rights to environment and development.

Right to environment is a fundamental right. On the other hand, right to development is also one. Here the right to sustainable development cannot be singled out. Therefore, the concept of sustainable development is to be treated as an integral part of life under Article 21. Weighty concepts like intergenerational equity, public trust doctrine and precautionary principle, which have been declared as inseparable ingredients of our environmental jurisprudence, could only be nurtured by ensuring sustainable development. To ensure sustainable development is one of the goals of the Environment (Protection) Act, 1986 and this is quite necessary to guarantee the right to life under Article 21.”


A true copy Letter bearing ref. no. H00136/ C-6 NOC-169/ 2023 dated 30.08.2023 issued by the UPPCB (original Respondent No. 8) to the answering Respondent is annexed herewith and marked as **ANNEXURE No. R/9**.

27. That the averments made by the Applicant in the OA are vehemently denied unless otherwise specifically admitted hereinabove.
28. That the Applicant is not entitled for any relief from this Hon'ble Tribunal vis-à-vis the CBWTF established and is ready to be operated by the answering Respondent as also the Environmental Clearance has been granted to it after fulfillment of all the necessary criteria and after due and proper compliance of the applicable rules and regulations.

It is prayed that the OA preferred by the Applicant be dismissed with heavy costs as the same is an abuse of the process of law and is based on vexatious and misleading facts and averments.

RESPONDENT NO. 2
M/S RS BMW SERVICES

THROUGH


DEVA SHUKLA
Advocate for the Respondent No. 2
Chamber No. 448, Lawyers' Chambers
District Court Compound
Ghaziabad, Uttar Pradesh
Ph. No. 9999228882; 9999118882
Email: deva.s.shukla@outlook.com

Date: 14.11.2024
Place: New Delhi

20

**BEFORE THE HON'BLE NATIONAL GREEN TRIBUNAL
PRINCIPAL BENCH, NEW DELHI**

ORIGINAL APPLICATION NO. 623 OF 2024

IN THE MATTER OF:


Ajay Kumar Singh

...Applicant

Versus


State Level Environmental Impact
Assessment Authority, Uttar Pradesh & Ors.

...Respondents




AFFIDAVIT

I, Diwakar Singh S/o Narendra Bahadur Singh aged about 47 years am the Partner of M/s RS BMW Services having its office at NDL Tower, Third Floor, Behnanpurwa, Near Wave Mall, Gomti Nagar, Lucknow, Uttar Pradesh do hereby solemnly affirm and state as under:



1. That I am the Partner in Respondent No. 2 in the present matter, well conversant with the facts and circumstances of the entire case and therefore, competent to swear the present Affidavit.
2. That the accompanying Reply to the OA has been drafted by my counsel under my instructions the contents of the same are true and correct as per my knowledge based on record and legal knowledge obtained.

SWORN & VERIFIED
BEFORE ME

Sign:  DI 13/11/24
VIJAY KUMAR DWIVEDI
Assistant Notary
Regn. 22166 Govt. of India



DEPONENT

21

VERIFICATION

Verified at Lucknow on this **13** day of November, 2024 that the contents of above affidavit are true and correct to my knowledge based on records and information received and believed to be true, no part of it is false and nothing material has been concealed therefrom.

For R. S. BMW SERVICES



DEPONENT



**SWORN & VERIFIED
BEFORE ME**

Sign:  On: 13/11/2024
VIJAY KUMAR DWIVEDI
Associate & Notary
Regn. 22366 Govt. of India

I identify the person who has signed this document as

(M) +91 9721603636 22

E-mail : rs.bmw2022@gmail.com

NDL Tower Third Floor

Behnanpurwa Near Wave Mall

Gomti Nagar Lucknow 226010

Uttar Pardesh India

R.S. BMW SERVICES

Ref

Date

To,

The Chief Executive Officer,
SATHARIYA INDUSTRIAL DEVELOPMENT AUTHORITY,
SATHARIYA, JAUNPUR

Subject: - EMD Submission for Land Allotment Application

Dear Sir / Ma'am,

With Ref to the advertisement No – 4/4(3)/औ०भू०आद०न/2022-23/
दिनांक-09.11.2022. We want to purchase a land as we have planned to open
CBWTF Unit in Sathariya, Jaunpur. The area of the available plots mentioned in
the advertisement, Plot – C20 is suitable for our plant whose area is 5794 SQM
and the Cost of the Land mentioned in the Advertisement is Rs. 2,02,79,000.00
and Its EMD for the application is submitted in the form of Bank Demand Draft
for Rs. 20,30,000.00. Details of the DD is mentioned below: -

Bank Name: - UCO Bank

DD No: - 338400

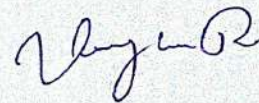
DD Amount: - Rs. 20,30,000.00

Dated: - 21 / 11 / 2022

Payable At: - Jaunpur

Thank You

Yours's Sincerely



Vinay Kumar Rai

Partner

R.S. BMW SERVICES

Mobile No : - 7007265289



SI. No. F----

(To be submitted in duplicate) (दो प्रतियों में प्रस्तुत करें)

Application Form For Allotment of Plots/Sheds In Industrial Areas/Estates Growth Centers of SIDA

सतहरिया औद्योगिक विकास प्राधिकरण के औद्योगिक क्षेत्रों/आस्थानों में एवं विकास केन्द्रों में भूखण्डों/निर्मित शेडों के आवंटन हेतु आवेदन पत्र

Note- The applicant is required to read the terms and conditions from pages 5 to 10 carefully and to fill each columns and give specific information and thereby help the Authority in speedy consideration of his application. Applications with incomplete information will unnecessarily delay their processing.

नोट- आवेदक से अनुरोध है कि वे कृपया पृष्ठ 5 से 10 पर वर्णित शर्तों को ध्यान पूर्वक पढ़ लें और प्रत्येक स्तम्भ को भरें एवं वांछित सूचना देकर आवेदन पर त्वरित विचार करने में प्राधिकरण की सहायता करें। अपूर्ण सूचना वाले आवेदन पत्रों के निस्तारण में अनावश्यक विलम्ब होगा।

To,

The Chief Executive Officer,
Sathariya Industrial Development Authority,
Sathariya, JAUNPUR

Dear Sir/ प्रिय महोदय,

I apply for a plot/shed in Industrial Area/Estate of SIDA. I am agreeable/ not agreeable for a plot being allotted in any nearby Industrial Area. The details are given below :

मैं प्राधिकरण के औद्योगिक क्षेत्र/आस्थान में भूखण्ड/निर्मित शेड के आवंटन हेतु आवेदन करता हूँ। यदि मुझे किसी अन्य निकटवर्ती औद्योगिक क्षेत्र में भूखण्ड का आवंटन होगा तो वह मुझे स्वीकार होगा/स्वीकार नहीं होगा। विवरण नीचे दिया गया है।

1. Particulars of the plot

भूखण्ड का विवरण

(a) Name of the Industrial Area in which the plot is required

SATHARIA

औद्योगिक क्षेत्र का नाम जिसमें भूखण्ड वांछित है

सतहरिया

(b) Total Area of the plot

वांछित भूखण्ड का क्षेत्रफल

5794 SQM (PLOT - C20)

2. Full particulars of the applicant i.e., individual/ organization in whose name the plot /shed is required to be allotted

आवेदक का पूर्ण विवरण यथा व्यक्ति/संगठन जिसके नाम भूखण्ड/निर्मित शेड का आवंटन वांछित है।

R.S. BMW SERVICES

NDL Tower Third Floor, Behnanpurwa
Near Wave Mall, Gomti Nagar, Lucknow

(a) If an individual or a sole proprietorship firm, give father's name also.

यदि आवेदक व्यक्ति या एकल स्वामित्व वाली फर्म है, तो पिता का नाम भी लिखें।

N/A

- (b) If a partnership firm (give also the names and addresses of partners)
यदि आवेदक साझेदारी फर्म है तो साझेदारों के नाम और पते भी लिखें।
- VINAY KUMAR RAI
Lane No 3, Maa Laxmi Nagar, Kanchanpur, BLW, Varanasi
- DIWAKAR SINGH
NDL Tower Third Floor, Behnanpurwa
Near Wave Mall, Gomti Nagar, Lucknow
- (c) If the proprietor / partner / promotor belongs to scheduled caste/ scheduled tribe, please specify details and attach the relevant certificate in support thereof.
यदि एकल स्वामी/साझेदार/प्रवर्तक किसी अनुसूचित जाति/जनजाति का हो, तो विवरण दें और पृष्ठ में आवश्यक प्रमाण पत्र संलग्न करें।
- N/A
- (d) If a Private Limited Company क्या आवेदक प्राइवेट लिमिटेड कंपनी है?
- N/A
- (e) If a Public Limited Company क्या आवेदक सार्वजनिक लिमिटेड कंपनी है?
- N/A
- (f) If a Govt. Company or a Company in the Co operative Sector क्या सरकारी कंपनी है या सरकारी क्षेत्र की कंपनी है?
- N/A
3. Full name and address of the person signing the application and his status/ relationship with the applicant.
आवेदन पत्र पर हस्ताक्षर करने वाले व्यक्ति का पूरा नाम व पता और प्रस्थिति/आवेदक से उसका सम्बन्ध।
- VINAY KUMAR RAI
- (a) Name / नाम
- (b) Age / आयु
- 54
- (c) Present Address
वर्तमान पता
- Lane No 3, Maa Laxmi Nagar, Kanchanpur, BLW, Varanasi
- (d) Permanent Address
स्थायी पता
- Lane No 3, Maa Laxmi Nagar, Kanchanpur, BLW, Varanasi
- (e) Status/ Relationship
प्रस्थिति/आवेदक के सम्बन्ध
- Partner
4. Type of industry proposed to be set up (enclose project report describing briefly the salient features of the industry)
किस प्रकार के उद्योग को स्थापित करना प्रस्तावित है? (प्रस्तावित उद्योग की मुख्य विशेषताएँ देते हुए प्रोजेक्ट रिपोर्ट संलग्न करें)
- Common Bio-medical Waste Treatment and Disposal Facility
(CBWTF)
5. (a) Estimated cost of the project
परियोजना की अनुमानित लागत
- 602.45 Lacks
- (b) Estimated employment generation
अनुमानित रोजगार सृजन
- 30
6. (a) Proposed layout plan of land
Indicating broadly :

भूमि का प्रस्तावित तलपट मानचित्र जिसमें गोटे तौर से निम्नलिखित दिखाया गया हो—

- (i) Covered Area/आच्छादित क्षेत्रफल
(ii) Open area required and its purpose
वांछित खुला क्षेत्रफल और उसका उद्देश्य।

Attached

All the area is Covered for Plant (45%)

Some parts of land are open for Pathway & Plantation, Details are mentioned in the Layout (55%)

Note: A copy of proposed layout plan must be attached.

नोट— प्रस्तावित तलपट मानचित्र की प्रतिलिपि संलग्न करें।

Attached

7. Details of the proposed investment may be given on the following items :-

निम्नांकित मदों पर प्रस्तावित पूंजी विनियोजन का विवरण दें :—

(a) Land / भूमि

200.05 Lakhs

(b) Building / भवन

60 Lakhs

(c) Machinery and equipment (also attach list)

203 Lakhs

मशीनें तथा उपकरण (सूची संलग्न करें)

8. Will any fumes be generated in the process of manufacture and if so, their nature and quantity.

क्या उत्पादन क्रिया में कोई गैस उत्पन्न होगी ? यदि हां, तो उसकी प्रकृति और मात्रा बतायें।

Gaseous matter like Sulphure di-oxides, CO₂, HCL is emitted from chimney during incineration of Bio-Medical waste

9. Industrial effluents / औद्योगिक उत्प्रवाह

Name नाम

Quantity

Chemical Composition

(i) Liquid/ द्रव

मात्रा

रासायनिक संरचना

10 KLD

BOD, COD, Oil & Grease, pH, TSS

(ii) Solid/ ठोस

100 KG/day, 5 KG/Day

Incineration ASH, Recyclable Plastic and Glass

(iii) Gaseous/ वाष्पीय

Sulphur Di- oxides, CO₂, HCL

10. Proposed Effluent Treatment measures

उत्प्रवाहों के शोधन के प्रस्तावित तरीके

POLLUTION CONTROL DEVICE APPROVED BY UPPCB WILL BE INSTALLED IN THE PLANT (DETAILS ARE MENTIONED IN THE DPR)

11. Power requirement (in KW)

विद्युत शक्ति की आवश्यकता (किलोवाट में)

65

12. Telephone/Telex requirement

Number of telephone connections

Number of telex connections

टेलीफोन/टेलेक्स की आवश्यकता

टेलीफोन संयोजनों की संख्या

टेलेक्स संयोजनों की संख्या

First Year / प्रथम वर्ष

1

N / A

Ultimate requirement

1

N / A

कुल आवश्यकता

13. Amount and other details of the Bank Drafts enclosed towards non-adjustable, non-refundable, Application Fee and Earnest Money. Application fee of Rs. 100/- for land and Rs 200/- in case of shed and Earnest Money at the rate given in the annexed Table.

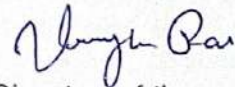
न समायोजित किये जाने वाले, न लौटाये जाने वाले आवेदन शुल्क सहित धरोहर धनराशि के संलग्न बैंक ड्राफ्ट की कुल धनराशि, उसकी संख्या, तिथि तथा अन्य विवरण। भूखण्ड हेतु आवेदन शुल्क ₹ 100/- और निर्मित शेड हेतु ₹ 200/- है। धरोहर धनराशि संलग्न तालिका के अनुसार देय है।

Amount/ धनराशि	<u>APP FEE Rs. 590 & Rs. 5000 = Rs. 5590 EMD - Rs. 20,30,000.00</u>
Bank Draft No./ बैंक ड्राफ्ट संख्या	<u>APP FEE CASH DEPOSITE (DEPOSITE SLIP NO - 775) EMD DD NO 338400</u>
Date / दिनांक	<u>APP FEE - 17 / 11 / 2022 EMD - 21 / 11 / 2022</u>
Payable at / कहां भुगतान मिलेगा	<u>N / A (DEPOSITE DONE IN CASH) EMD - JAUNPUR</u>

The information given in the above application is true to the best of my knowledge and belief and the general conditions for allotment of plot/shed and grant of lease indicated, in this application form for allotment of plots / sheds in Industrial Area have been read carefully and understood by me and are fully acceptable to me. I further agree to abide by all changes made in the general conditions by SIDA from time to time.

ऊपर आवेदन में दी गई सूचना मेरे ज्ञान और विश्वास के अनुसार पूर्णतया सत्य है। मैंने इस आवेदन पत्र में वर्णित औद्योगिक क्षेत्रों में भूखण्डों/निर्मित शेडों के आवंटन सम्बन्धी सामान्य शर्तों को सावधानी से पढ़ा और समझा है जो मुझे पूर्णतया स्वीकार है। साथ ही इन सामान्य शर्तों में प्राधिकरण द्वारा समय-समय पर किये गए अन्य सभी परिवर्तन मुझे स्वीकार है जिसका मैं पालन करूंगा।

Date/ दिनांक 23-11-2022



Signature of the applicant

आवेदक के हस्ताक्षर

GENERAL CONDITIONS FOR ALLOTMENT OF PLOTS/SHEDS AND GRANT OF LEASE

भूखण्डों/निर्मित शेडों के आवंटन तथा पट्टा देने की सामान्य शर्तें

1. Every application for allotment of plot (s), shed (s) should be made in duplicate on the prescribed Application Form accompanied by Earnest Money and application fee or Rs. 100/- for land (Rs. 200/- in the case of shed) payable in favour of Satharia Industrial Development Authority alongwith the documents mentioned below. The application fee is non-refundable and non-adjustable.

भूखण्ड एवं निर्मित शेडों हेतु आवेदन निर्धारित आवेदन पत्र पर दो प्रतियों में प्रस्तुत किया जाना चाहिये। उसके साथ बयाना धनराशि तथा रु 100/- (निर्मितक शेड के लिये रु 200/-) आवेदन शुल्क का बैंक ड्राफ्ट भी संलग्न किया जाय जो 'सतहरिया औद्योगिक विकास प्राधिकरण' के पक्ष में देय हो। आवेदन शुल्क न तो लौटाया जायेगा और न ही समायोजित किया जायेगा। आवेदन पत्र के साथ निम्नलिखित अभिलेख भी (दो प्रतियों में संलग्न किए जाने चाहिए।

- (i) Brief Project Report/ संक्षिप्त परियोजना प्रतिवेदन।
- (ii) Proposed land utilization plant/ प्रस्तावित भू-उपयोग मानचित्र।
- (iii) Copy or Partnership Deed/Memorandum and Articles of Association and Certificate of Incorporation, whichever is applicable.

साझेदारी विलेख/संस्था की नियमावली व अर्न्तनियम तथा निगमन प्रमाण पत्र जो भी संगत हो, की प्रतिलिपि।

2. The plot are allotted in the Industrial Area on 'as is where is' basis and leveling etc. If necessary is to be undertaken by the allottee himself at his own expense. Arrangements for the discharge of industrial effluents have also to be made by the allottees themselves according to the laws in force and rules made thereunder from time to time.

औद्योगिक क्षेत्रों में भूखण्ड 'जैसा है जहां है' आधार पर आवंटित किए जाते हैं और आवश्यकतानुसार समतल कराना आदि कार्य आवंटियों को अपने खर्च पर करना होंगे। प्रचलित विधि तथा उसके अधीन समय-समय पर बनाये गये नियमों के अनुसार औद्योगिक उत्प्रावह के विसर्जन की व्यवस्था भी आवंटियों को स्वयं करनी होगी।

3. SIDA does not normally provide facilities for housing in the Industrial Areas but subject to rules and bye-laws of local bodies, if any, 6% of the total plotted area or 10% of the covered area, whichever is less, in the plot at any time can be used for the residence of essential staff only.

सामान्यतः प्राधिकरण औद्योगिक क्षेत्रों में आवासीय सुविधायें उपलब्ध नहीं कराता है, परन्तु स्थानीय निकायों के नियमों तथा उप नियमों के अन्तर्गत किसी समय भूखण्ड के कुल क्षेत्रफल के 6% या आच्छादित क्षेत्रफल के 10% जो भी कम हो, पर अनिवार्य कार्मिकों के लिए आवास बनाये जा सकते हैं।

4. SIDA reserves the right to make its own assessment of the requirement of land and is not bound to make allotment according to the demand made in the application. However, if the difference in the area allotted by the authority, and the area demanded is more than 20%, the allottee may refuse the allotment without loss of Earnest Money if such refusal is communicated within the time allowed in the allotment letter to deposit the allotment money.

भूमि की आवश्यकता के अंकलन का अधिकार प्राधिकरण के पास सुरक्षित है और वह आवेदन पत्र में दी गई मांग के अनुसार आवंटन करने को बाध्य नहीं है। फिर भी, यदि मांगी गई भूमि और निगम द्वारा आवंटित भूमि में 20% से अधिक अन्तर हो तो आवंटी आवंटन अस्वीकार कर सकता है और ऐसी दशा में उसे धरोहर धनराशि की हॉनि नहीं होगी बसर्तें कि आवंटन पत्र में आवंटन धनराशि के जमा करने की तिथि तक उक्त अस्वीकृति सूचित कर दी जाये।

5. Plots in the Industrial Area will be given on lease for a total period of ninety years.
औद्योगिक क्षेत्रों में भूखण्ड 90 साल के लीज पर दी जाएगी।
6. The applicant will have to abide by the terms and conditions of the allotment letter, and the Lease Deed and such other terms as are laid down by the SIDA from time to time.
आवेदक को आवंटन पत्र तथा पट्टा विलेख की शर्तों और प्राधिकरण द्वारा समय-समय पर लगाई गई अन्य शर्तों का पालन करना होगा।
7. The allottee will be required to deposit the allotment money which would be 10% to 25% of the total premium of the allotted land, depending on the Industrial Area after adjusting the Earnest Money, within the time stipulated in the allotment letter. In the event of failure to deposit the allotment money, within the stipulated period the allotment shall stand automatically cancelled and the Earnest Money shall stand forfeited to the SIDA. The allottee will be required to execute Lease Deed in the prescribed form. In case the allottee does not execute Lease Deed when asked by SIDA it will have the right to cancel the allotment and forfeit the deposits of the allottee as per clause 18 below.

आवंटी को आवंटन पत्र में दी हुई निर्धारित तिथि तक आवंटन धनराशि जो विभिन्न औद्योगिक क्षेत्रों के लिए आवंटित भूमि के कुल प्रीमियम के 10% से 25% तक होगी, धरोहर धनराशि के समायोजन के बाद जमा करनी होगी। आवंटन पत्र में दी गई निर्धारित तिथि तक आवंटन धनराशि जमा न किये जाने की दशा में आवंटन स्वतः निरस्त हो जायेगा और धरोहर धनराशि प्राधिकरण के पक्ष में जब्त हो जायेगी। आवंटनी को निर्धारित प्रपत्र पर पट्टा विलेख निष्पादित करना होगा। यदि प्राधिकरण द्वारा कहे जाने के बाद भी आवंटनी पट्टा विलेख निष्पादित नहीं करेगा तो प्राधिकरण को आवंटन निरस्त करने और नीचे प्रस्तर 18 के अनुसार आवंटनी द्वारा जमा धनराशि जब्त करने के अधिकार होंगे।

8. The allottee shall have to take over possession of the land executing the lease deed within 30 days from the date of inviting him to do so or within 3 months from the date of allotment whichever is earlier.

आवंटी को आवंटन के 3 महीने के अन्दर अथवा उन्हें बुलाये जाने के 30 दिन के अन्दर जो भी पहले हो पट्टा विलेख निष्पादित करके आवंटित भूमि का कब्जा ले लेना होगा।

If the allottee fails to take over possession of the allotted plot within the period stipulated above the allotment shall stand automatically cancelled and the deposits forfeited as per clause 17 below unless extension in time is granted by the Chief Executive of the Authority on the grounds of extra ordinary circumstances beyond the control of the allottee, provided allottee's request in this regard is received well within the stipulated period.

यदि आवंटनी निर्धारित अवधि के भीतर आवंटित भूमि का कब्जा नहीं ले लेगा, तो आवंटन स्वतः निरस्त हो जायेगा और नीचे दिये प्रस्तर 17 के अनुसार जमा धनराशियां जब्त हो जायेंगी जब तक कि प्राधिकरण के मुख्य कार्यपालक अधिकारी, आवंटनी के नियन्त्रण के बाहर की असाधारण परिस्थितियों के अधार पर निर्धारित अवधि न बढ़ा दें, बशर्ते समय बढ़ाने हेतु अनुरोध निर्धारित समयावधि समाप्त होने से काफी पहले प्राप्त हो गया हो।

9. Within the time period stipulated in Lease Deed, the allottee will have to commence the construction of factory building, complete the same by covering at least 30% of the area of the plot by roof / permanent shed as also install machinery and plant, and start commercial production therein, failing which allotment of plot is liable to be cancelled with forfeiture of deposits as per clause 17 below.

पट्टा विलेख में निर्धारित समयावधियों के भीतर आवंटी को भूखण्ड पर कारखाना-भवन निर्माण कार्य प्रारम्भ करना होगा, आवंटित क्षेत्रफल के कम से कम 30% को छत/स्थायी शेडक से अच्छादित करते हुए निर्माण कार्य पूरा करके मशीनों और संयंत्र को लगाना होगा और इकाई में वाणिज्यिक उत्पादन प्रारम्भ कर देना होगा अन्यथा आवंटन निरस्तीकरण योग्य होगा और तब नीचे प्रस्तर 17 के अनुसार जमा धनराशियां जब्त हो जायेगी।

10. The allottee will pay use and occupation charges/ lease rent of allotted land at the rate of Rs. 2000/- per sq. hectare per year during the first thirty years, Rs. 5000/- per hectare per year during the next thirty years after expiry of the first thirty years and Rs. 1000/- per hectare per year during the next thirty after expiry of first sixty years.

आवंटी पहले 30 वर्ष की अवधि में 2000/- प्रति हेक्टेयर वार्षिक, पहले 30 वर्षों की समाप्ति के बाद अगले 30 वर्ष की अवधि में रु 5000/- प्रति हेक्टेयर वार्षिक और 60 वर्षों की समाप्ति के बाद अगले 30 वर्ष की अवधि में रु 10000/- प्रति हेक्टेयर वार्षिक की दर से आवंटित भूमि का उपयोग शुल्क/लीज रेंट अदा करेगा।

11. The transfer of plot (s) shall not be permitted except in the cases which are permissible without the payment of transfer levy under the existing policy of SIDA.

जिन स्थितियों में प्राधिकरण की प्रचलित नीति के अनुसार हस्तान्तरण शुल्क अदा किये बिना भूखण्ड का हस्तान्तरण अनुमत्त है, के अतिरिक्त भूखण्ड के हस्तान्तरण की अनुमति नहीं दी जायेगी।

12. The stamp duty, registration charges and legal expenses involved in the execution of Agreement, sale Deed, lease Deed, etc. will have to be borne by the allottee.

आवंटी को अनुबन्ध, विक्रय विलेख, पट्टा विलेख, आदि के निष्पादन के सम्बन्ध में स्टाम्प शुल्क, निबन्धन शुल्क तथा विधिक व्यय का भार वहन करना होगा।

13. The interest at the prevailing rates which are subject to revision at any time without notice, is to be calculated on the total balance premium outstanding from time to time and is payable half yearly subject to rebate if the payments are made on or before the due dates and there are no arrears of SIDA ration dues in the event of non-payment of dues, the allotment is liable to be cancelled with consequences stated in clauses 17 below.

प्रचलित दर जिसे किसी पूर्व सूचना के बिना किसी समय भी पुनरीक्षित किया जा सकता है, के अनुसार समय-समय पर कुल शेष प्रीमियम पर हर छमाही ब्याज देय होगा जिसमें छूट अनुमत्त होगी बशर्ते नियत तिथि को या उसके पूर्व भुगतान कर दिया गया है और आवंटी पर प्राधिकरण का कोई देय बकाया न हो। देयों की अदायगी न किये जाने की दशा में आवंटन निरस्तीकरण योग्य होगा जिसका प्रभाव नीचे प्रस्तर 17 के अनुसार होगा।

14. The total balance premium together with the stipulated interest will continue to be first charge on the allotted plot till fully paid.

कुल शेष भूमि प्रीमियम तथा उस पर निर्धारित दर से देय ब्याज तब तक भूखण्ड पर प्रथम प्रभार बने रहेंगे जब तक ये पूरे अदा नहीं हो जाते।

15. The date of the allotment letter will be the date of allotment of the plot.

आवंटन पत्र की तिथि ही भूखण्ड के आवंटन की तिथि होगी।

16. The payments made by the allottee/ licensee / lessee shall, be first adjusted towards the interest due if any then towards the premium due, if any, and balance, if any, towards lease rent / use and occupation charges.

आवंटी/अनुज्ञप्ति धारक/पट्टेदार द्वारा किये गये भुगतान की धनराशि का समायोजन सर्वप्रथम ब्याज की मद में, यदि देय हो, तत्पश्चात् भूमि प्रीमियम की मद में, यदि देय हो, और अवशिष्ट, यदि कुछ हो, लीज रेंट/उपयोग शुल्क की मद में किया जायेगा।

17. In the event of cancellation of allotment on account of any default on the part of the allottee, the following amounts will stand forfeited to SIDA.

यदि आवंटी की किसी त्रुटि के कारण आवंटन निरस्त हो जाता है, तो निम्नलिखित धनराशियां सतहरिया औद्योगिक विकास प्राधिकरण के पक्ष में जब्त हो जायेगी।

- (a) Interest calculated from the date of allotment to the date of cancellation on Total balance premium from time to time without any rebate in interest whether or not payments were made by the due dates :

समय-समय पर शेष कुल भूमि प्रीमियम पर आवंटन की तिथि से निरस्त होने की तिथि तक ब्याज जिसमें कोई छूट नहीं मिलेगी, चाहे भुगतान निर्धारित तिथि तक ही क्यों न कर दिये गये हों।

AND / तथा

- (b) Use and Occupation Charges / Lease Rent, Maintenance charge, water Maintenance charge etc. from the date of allotment upto the date of cancellation :

आवंटन की तिथि से आवंटन निरस्त होने की तिथि तक भू-उपयोग शुल्क / लीज रेंट, रख-रखाव शुल्क, जल रख-रखाव शुल्क अदि।

AND / तथा

- (c) In the case of constructed sheds allotted by SIDA 5% of the cost of the shed towards depreciation.

सतहरिया औद्योगिक विकास प्राधिकरण द्वारा निर्मित एवं आवंटित शेडों की दशा में निर्मित शेड के कुल मूल्य का 5% मूल्य हास्य स्वस्व।

The balance of deposits, if any, after adjusting the amount aforesaid in sub-clauses (a) and (b) and also (c), if applicable, will be refundable. In case the total deposits of the allottee fall short of the total of the above deductions, the allottee is liable for payment of the balance which would be recoverable by SIDA from him.

ऊपर उप-प्रस्तर (अ) तथा (ब) और, यदि संगत हो तो, (स) के अनुसार धनराशियां समायोजित करने के बाद आवंटी द्वारा जमा धनराशियों में से जो भी शेष बचेगा वह उसे लौटाया जा सकेगा। यदि आवंटी द्वारा जमा कुल धनराशियां उपर्युक्त ढंग से कटी जाने वाली धनराशियों के योग से कम हुई तो इन दोनों के अन्तर को अदा करने का दायित्व आवंटी का होगा और जिसे प्राधिकरण वसूल कर सकता है।

18. In the event of surrender of allotment, the following amounts will stand forfeited to Satharia Industrial Development Authority.

आवंटन के समर्पण की दशा में निम्नलिखित धनराशियां सतहरिया औद्योगिक विकास प्राधिकरण के पक्ष में जब्त हो जायेगी।

- (a) Interest calculated from the date allotment till the date of surrender of allotment on the total balance premium from time allowing rebate as per the said Table whether or not the payments were made by the due dates.

समय-समय पर शेष कुल भूमि प्रीमियम पर आवंटन की तिथि से समर्पण की तिथि तक ब्याज जिसमें उक्त तालिका के अनुसार छूट अनुमत्य होंगी, चाहे भुगतान निर्धारित तिथियों के बाद ही क्यों न किए गए हों :

AND/ तथा

- (b) Use and Occupation charges/ Lease Rent, Maintenance charge, water Maintenance charge etc. from the date of allotment to the date of surrender.

आवंटन की तिथि से समर्पण की तिथि तक भू-उपयोग शुल्क /लीज रेंट, रख-रखाव शुल्क, जल रख-रखाव शुल्क आदि।

AND/ तथा

- (c) 5% cost of the shed towards depreciation in the case of sheds constructed and allotted by SIDA.

सतहरिया औद्योगिक विकास प्राधिकरण द्वारा निर्मित तथा आवंटित शेडों की दशा में निर्मित शेड के कुल मूल्य का 5% मूल्य हिसाब स्वरूप

The balance of deposits of the allottee, if any after adjusting the amounts aforesaid in sub-clause (a) and (b) and also (c), if applicable, will be refundable. In case the total deposits of the allottee fall short of the total of the above deductions, the allottee is liable for payment of the balance which would be recoverable by the SIDA from him.

ऊपर उप स्तर (अ) तथा (ब) और, यदि संगत हो तो, (स) के अनुसार धनराशियां समायोजित करने के बाद, आवंटी द्वारा जमा कुल धनराशियों में से जो भी शेष बचेगा, वह उसे लौटाया जा सकेगा। यदि आवंटी द्वारा कुल धनराशियां उपर्युक्त ढंग से काटी जाने वाली धनराशियों के योग से कम हुई, तो इन दोनों के अन्तर को अदा करने का दायित्व आवंटी का होगा और जिसे प्राधिकरण वसूल कर सकता है।

19. The premium for the allotted land will be chargeable at the rates which are in force on the date on which letter of allotment is issued and not at the rates in force on the date of application or issuance of informal earmarking letter.

आवंटित भूमि का प्रीमियम उस पर देय होगा जो आवंटन-पत्र निर्गत करने की तिथि पर प्रभावी होगा न कि उन दरों पर जो आवंटन करने की तिथि या अनौपचारिक सुरक्षा पत्र निर्गत करने की तिथि पर प्रभावी रहे हों।

20. The allottee will have to make his own arrangements for discharge of effluents of his unit in accordance with the terms and conditions of the State Effluent Board, U.P. Pollution Control Board/ other Competent authority. The allotment will be liable to be cancelled if the effluent is obnoxious/ hazardous to the others in the vicinity. The allottee has also to obtain NOC from U.P. Pollution Control Board.

आवंटी को अपनी इकाई के उत्प्रावहों के विसर्जन की व्यवस्था स्वयं करनी होगी जिसके लिए उसे प्रदेशीय उत्प्रावह परिषद/ उ०प्र० प्रदूषण नियन्त्रण परिषद/ अन्य सक्षम प्राधिकारी की शर्तें मान्य होंगी। यदि इकाई का उत्प्रावह आस-पास के लोगों के लिए अहितकर या खतरनाक हुआ, तो आवंटन निरस्त किया जा सकता है। आवंटी को उ०प्र० प्रदूषण नियन्त्रण परिषद से अनपत्ति प्रमाण पत्र भी प्राप्त करना होगा।

21. The allottee / licensee / Lessee of the Authority will mention in the postal address of his correspondence/ letters invariable the name of " Satharia Industrial Area".

प्राधिकरण के आवंटी/ अनुज्ञापित धारक/ पट्टेदार अपने पत्राचार/ पत्रों के अपने डाक पते में सतहरिया औद्योगिक क्षेत्र अनिवार्य रूप से लिखेंगे।

22. In employing labour for the unit skilled, semi-skilled and unskilled, the allottee shall give preference to one or two able bodies persons from the families whose land has been acquired for the purpose of that Industrial Area.

आवंटी अपनी इकाई में कुशल, अर्द्ध कुशल तथा अकुशल कर्मचारियों की भर्ती में उन परिवारों के एक या दो शारीरिक रूप से समर्थ व्यक्तियों को वरीयता प्रदान करेगा, जिसकी भूमि उस औद्योगिक क्षेत्र के स्थापनार्थ अधिग्रहीत की गई हो।

23. The allottee shall also be liable to pay maintenance / service charges in addition to other dues as per the demand made by the SIDA.

अन्य देयों के अतिरिक्त आवंटी को प्राधिकरण द्वारा मांगे गये रख-रखाव शुल्क/सेवा शुल्क का भी भुगतान करना होगा।

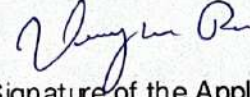
24. The allottee shall have to seek power connection from the Captive power plant only, if it is being put up by the SIDA in any Industrial Area. In that case he shall not be allowed to take power connection from any other agency.

यदि किसी औद्योगिक क्षेत्र में प्राधिकरण द्वारा कैप्टिव पावर प्लांट लगाया जाता है तो आवंटी को विद्युत कनेक्शन इसी प्लांट से लेना होगा और उन्हें किसी अन्य एजेंसी से विद्युत कनेक्शन लेने की अनुमति नहीं दी जायेगी।

NOTE-The terms & conditions stipulated above are not exhaustive and are only illustrative and are subject to change at any time without notice.

नोट- ऊपर बताई गई शर्तें केवल उदाहरण के लिए हैं और सम्पूर्ण नहीं हैं जिनमें सूचना दिये बिना ही किसी भी समय परिवर्तन किये जा सकते हैं।

Date / दिनांक 23-11-2022



Signature of the Applicant

आवेदक के हस्ताक्षर

CHECK LIST

जांच सूची

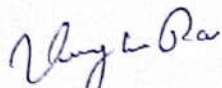
Please ensure whether the following documents have been enclosed with the application form (in duplicate)

(कृपया सुनिश्चित कर लें कि निम्नलिखित अभिलेख सभी दो प्रतियों में आवेदन पत्र के साथ संलग्न कर दिए गए हैं)

	Yes	No.
1. Bank Draft for Rs. ^{APP FEE - 5590} EMD - 20,30,000 towards earnest money and application fee. बयाना धनराशि और आवेदन शुल्क के लिए बैंक ड्राफ्ट	✓	
2. Copy of project profile. संक्षिप्त परियोजना प्रतिवेदन की प्रति	✓	
3. Copy of the proposed land utilization plan. प्रस्तावित भूमि उपयोग मानचित्र की प्रति	✓	
4. Copy of partnership deed / Company - Memorandum and Articles of Association and Certificates of Incorporation, List of shareholders and Directors along with their shareholding/ Certificate of registration of Society, Bye-laws of society, list of members with their addresses साझीदारी विलेख/ कम्पनी-पंजीकरण प्रमाण पत्र, मेमोरेण्डम ऑफ एसोसिएशन, आर्टिकल्स ऑफ एसोसिएशन अंश धारकों एवं निदेशकों की सूची उनके अंश के साथ/ सोसाइटी के रजिस्ट्रेशन का प्रपत्र, सोसाइटी के बाइलाज, सदस्यों की सूची उनके पते सहित।	✓	
5. Any other relevant document (please specify) कोई अन्य संगत अभिलेख (कृपया स्पष्ट उल्लेख करें)	✓	
(a) ..GST CERTIFICATE & PAN OF THE FIRM.....	✓	
(b) PAN & ADHAAR OF PARTNERS	✓	
(c) UDYAM REGISTRATION CERTIFICATE		
(d)		

Checked and received

जांच की तथा प्राप्त किया


Signature of the applicant
आवेदक के हस्ताक्षर

Signature & Date.....
हस्ताक्षर तथा दिनांक.....



चालान संख्या G & M

दिनांक 17/11/22

क्रमांक सं०- 775

प्रथम - आवेदक प्रति

सतहरिया औद्योगिक विकास प्राधिकरण (सीडा)

प्रशासनिक भवन-सतहरिया, जौनपुर

दूरभाष : 05454-273304, 273669

सभी योजना के अन्य शुल्क जमा करने हेतु चालान

आवेदक/आवंटी का नाम (हिन्दी में) R. S. BMLG Services

(अंग्रेजी में)

पैन नं०

भूखण्ड सं० सेक्टर सं०

कोड संख्या	मद का नाम	धनराशि रूपये में
1.	रख रखाव शुल्क	
2.	ब्रह्मण कर्मण शुल्क	59 0
3.	हस्तान्तरण शुल्क	
4.	व्याज	
5.	समय विस्तारीकरण शुल्क	
6.	प्रक्रिया शुल्क	500 0
7.	पुनर्जीवीकरण शुल्क	
8.	लीज रेंट	
9.	अन्य शुल्क	
10.	योग	559 0

धनराशि शब्दों में पांच हजार पांच सित्त रुपये

नकद/चेक/ड्राफ्ट/बैंकर्स चेक संख्या दिनांक अदाता

बैंक व शाखा का नाम भारतीय स्टेट बैंक सतहरिया

UTR/Ref. No.-

(जमाकर्ता के हस्ताक्षर)

बैंक का प्रमाण - पत्र

धनराशि रूपया दिनांक को

भारतीय स्टेट बैंक सतहरिया के खाता संख्या 11872463364

IFSC Code BML0005796 में जमा किया गया

बैंक कैशियर/लिपिक

के हस्ताक्षर

बैंक प्रबन्धक के हस्ताक्षर

मोहर सहित

- चालान के माध्यम से जमा की जाने वाली धनराशि का समायोजन आवंटन-पत्र के नियम एवं शर्तों के अनुसार देयक के सापेक्ष किया जायेगा।
- कृपया योजना का नाम सामने आवासीय संस्थागत, औद्योगिक वाणिज्यिक में से संबंधित भरे।

यूको बैंक
जारी करने वाली शाखा,



UCO Bank
ISSUING BRANCH

कूट सं. CODE NO

केवल तीन महीने के लिए वैध VALID FOR THREE MONTHS ONLY

21 11 20 22
D D M M Y Y Y Y

Page 1 of

9
8
7
6
5
4
3
2
1

मांगे जानेपर ON DEMAND PAY SIDA, JAUNPUR.

को या उनके आदेश पर OR ORDER

रुपये RUPEES 1654

21-11-2022

GOMTI NAGAR, LUCKNOW

अदा करें

₹ 20,30,000/-

21SIDA20JAUNPUR

मूल्य प्राप्त VALUE RECEIVED

Twenty Lakh Thirty Thousand only

कृते यूको बैंक
For UCO Bank

*****20,30,000.00

Purchaser R S BMW SERVICES
LUC/COD/001

अदाकर्ता शाखा/DRAWEE BRANCH स. प्रबन्धक/ Asst. MANAGER
(कार्मिक स. / EMP. NO. 57116)

प्रबन्धक / MANAGER
(कार्मिक स. / EMP. NO. 55873)

Please sign above

Ranjana

***** Not Over INR. 20,30,000.00 *****
⑈ 338400 ⑈ 0000280000⑈

16

SHREE ANAND BECUNE PRINT PVT LTD - 1100 / GTS - 2010

Project Cost Summary

36

Cost of Project for setting up Common Bio-Medical Waste Treatment Facility at Jaunpur			
S.No	Description	Amount (In Lacs)	Remarks
1	Cost of Land (One Acre)	200.05	
2	Site Developments - Including Boundary wall, Green Belt, Plantation, Roads, Drainage, Main Gate, Tube well and other infrastructure , Complete in all respects)	50.00	
3	Construction of Buildings- Including Guard Room, Entrance, General Office, General Manager Office, Conference Hall, Staff Lunch room, Pantry, Stores, Incinerator Unit, Loading & Unloading Platform, Washing Platform, Toilets,	60.00	
4	Dual Chambered Incinerator Capacity 500 Kg/Hr	150.00	
(a)	<p>(i) Compliant with CPCB guidelines . Incinerator of 500 kh/hr capacity, includes Primary & Secondary Chambers, 4Nos Burners, I.D Fan (minimum 20,000 M3/Hr. Suitable for the complete system, F.D Fan (minimum 2100 M3/Hr), Air & Smoke Ducting of 5 mm thickness, External heat resistant painting, Refractory Lining from inside, Thermocouple, Air Flow meters in both the duct. Measurement device for Negative Draft in the primary Chamber, PLC suitable to support the total system satisfactory (with memory storage of 7-10 days operations along with suitable provision for connecting it to personal computer for transferring of data) along with its control panel, display unit & printer, complete in all respects as per attached specification.</p> <p>(ii) Air Pollution control devices includes Ventury Scrubber, Two Droplet Separators & Measuring device in Ventury Scrubber, Water Circulation Tank & other as per attached specification. Packed Bed Scrubber, Pressure Sand Filter & Activated Carbon Filter unit. Fuel Tank & piping & any other items required for successful operation. pH meter along with controller 7 other accessories. Automatic feeding system 9Hydraulic Ram Pusher Bin Tipper(Without Hydraulic oil). Weighing System comprising of load cell, analog device, transducer and interconnection to PLC.</p> <p>(iii) Chimney of 30 mtrs. Height (8mm up to first 10 mtrs & remaining 20 mtrs of 6mm thickness), complete with internal rubber lining with minimum 3mm thick natural hard rubber suitable for the duty condition and shall also conform to IS: 4682 part 1-1968 to avoid corrosion due to oxygen and acid in the flue gas & design shall be as per IS:6533-1989.</p>		

(b)	Erections Commissioning, transportation, Insurance etc.		
5	Autoclave- Horizontal Rectangular High-Pressure Sterilizer- Capacity 1000 Ltrs. Fully automatic system, Horizontal in shape, Auto & Manual lock system, S.S electric boiler having air break contractor, pressure controller, Low water protection, Water drain and water inlet valves. Provision of High-pressure Feed Water Pump, Water ring vacuum pump. Microprocessor based control panel. S.S Carriage & rolled Steel Tubular & S.S loading/Unloading trolley. Computerized 6 channel recording device with printer. Motor of 21 K.W	20.00	
6	Shredder (1 Nos.)- Plastic & Glass Shredder- Bio-Medical Waste Grinder/Shredder with 11" Blades. Plate thickness 12mm, Jali Holes 15 mm, Hopper sheet thickness 10mm. Wheel weight 34 kg . Cutting Blades of Tank plate, Inner blades 3 pcs, Outer blades 4 pcs, RPM 50. Size of frame angle 2" x 1/4" with AC Drives and electrical motor.	8.00	
7	Electrification (Internal & External)	5.00	
8	D.G. Set (82.5 KVA) - Kirloskar Engine, Model- 4R 1040 TA, Water cooled developing, 105 BHP @ 1500 RPM, Coupled to 62.5 KVA, 66 KW, 415 Volts, 3Ph, 0.8 PF, Kirloskar Green alternator with standard accessories like battery with Leads, Exhaust Silencer, Control Panel, Fuel Tank with CPCB approved Acoustic enclosure (75 dba @ 1 mtr)	12.00	
9	Furniture & Fixtures	1.00	
10	Computers & Printers	2.00	
11	E.T.P. (Including PSF, ACF and Pumps)	8.00	
12	Waste Bins	2.00	
13	Transformer 62.5 KVA	5.00	
14	Vehicles (Tata ACE X 4 nos.)	20.00	
15	Online Monitoring System	7.00	
16	Environmental Clearance	12.00	
17	GPRS	0.40	
18	Pre-Operating expenses	25.00	
19	Licenses and other approvals (Contingencies)	15.00	
	Total	602.45	
Total (In Words)- Six Crores Two Lah Lakhs Forty Five Thousand Only			

Vijay k Dc



UTTAR PRADESH POLLUTION CONTROL BOARD

38

Building. No TC-12V Vibhuti Khand, Gomti Nagar, Lucknow-226010

Phone:0522-2720828,2720831, Fax:0522-2720764, Email: info@uppcb.com, Website: www.uppcb.com

Validity Period :26/01/2023 To 25/01/2028

Ref No. - 176317/UPPCB/Varanasi(UPPCBRO)/CTE/JAUNPUR/2023 Dated:- 16/03/2023

To ,

Shri DIWAKAR SINGH

M/s RS BMW SERVICES

C-20, Satharia Industrial Development Authority Industrial Estate, Satharia,JAUNPUR,222202
JAUNPUR

Sub : Consent to Establish for New Unit/Expansion/Diversification under the provisions of Water (Prevention and control of pollution) Act, 1974 as amended and Air (Prevention and control of Pollution) Act, 1981 as amended.

Please refer to your Application Form No.- 19620037 dated - 26/01/2023. After examining the application with respect to pollution angle, Consent to Establish (CTE) is granted subject to the compliance of following conditions :

1. Consent to Establish is being issued for following specific details :

A- Site along with geo-coordinates : Latitude-25.6488329, Longitude-82.2324129.

B- Main Raw Material :

Main Raw Material Details		
Name of Raw Material	Raw Material Unit Name	Raw Material Quantity
BIO MEDICAL WASTE	Metric Tonnes/Day	2

C- Product with capacity :

Product Detail	
Name of Product	Product Quantity
NA	0

D- By-Product if any with capacity :

By Product Detail			
Name of By Product	Unit Name	Licence Product Capacity	Install Product Capacity
ASH	Metric Tonnes/Day	0.25	5.0

2. Water Requirement (in KLD) and its Source :

Source of Water Details		
Source Type	Name of Source	Quantity (KL/D)
Ground Water (within premises)	BOREWELL	10.0

3. Quantity of effluent (In KLD) :

697
Effluent Details

Source Consumption	Quantity (KL/D)
Domestic	2.0
Process	6.0
Others(Washing)	1.0
Others(Plantation)	1.0

4. Fuel used in the equipment/machinery Name and Quantity (per day) :

Fuel Consumption Details		
Fuel	Consumption(tpd/kld)	Use
Diesel	0.05	FOR INCINERATOR RUNNING
Diesel	0.02	FOR DIESEL GENERATOR

5. For any change in above mentioned parameters, it will be mandatory to obtain Consent to Establish again. No further expansion or modification in the plant shall be carried out without prior approval of U.P. Pollution Control Board.
- For any change in above mentioned parameters, it will be mandatory to obtain Consent to Establish again. No further expansion or modification in the plant shall be carried out without prior approval of U.P. Pollution Control Board.
2. You are directed to furnish the progress of Establishment of plant and machinery, green belt, Effluent Treatment Plant and Air pollution control devices, by 10th day of completion of subsequent quarter in the Board.
3. Copy of the work order/purchase order, regarding instruction and supply of proposed Effluent Treatment Plant/Sewerage Treatment Plant /Air Pollution control System shall be submitted by the industry till 25/01/2028 to the Board.
4. Industry will not start its operation, unless CTO is obtained under water (Prevention and control of Pollution) Act, 1974 and Air (Prevention and control of Pollution) Act, 1981 from the Board.
5. It is mandatory to submit Air and Water consent Application, complete in all respect, four months before start of operation, to the U.P. Pollution Control Board.
6. Legal action under water (Prevention and control of Pollution) Act, 1974 and Air (Prevention and Control of Pollution) Act, 1981 may be initiated against the industry With out any prior information, in case of non compliance of above conditions.

Specific Conditions:

1. This CTE of M/s RS BMW Services is valid for establishment of Common Bio Medical Waste Treatment Facility (CBWTF) at C-20, Sathariya, Industrial Development Authority (SIDA), Jaunpur -222202 Uttar Pradesh and GEO coordinates are Latitude-25.6488329, Longitude-82.2324129.
2. This CTE is valid for common facility for Bio medical waste treatment through double chambered incinerators of capacity 02 Double Chamber Incinerator 250 Kg/Hr each (01 Standby), Autoclave 1000 litter/batch, Shredder 150 Kg/Hr and Chemical Disinfection Tank 1500 liters as proposed.
3. The Proponent shall use 01 incinerator having capacity 250 Kg/Hr at a time and other incinerator having capacity 250 Kg/Hr shall be in stand by position, in no case proponent shall allow to use all the incinerators at a time.
4. The CTE shall only be valid with the effect from the date on which the proponent obtained Environmental Clearance (EC) from SIEAA, UP.
5. The proponent could not start construction activities before obtaining Environmental Clearance (EC) from SIEAA, UP, failing which this CTE would deemed void.
6. The CBWTF shall reuse the treated effluent for irrigation purpose in the premises as proposed and in no industrial effluent shall be allowed to discharge from the CBWTF.
7. The proponent shall submit adequacy of proposed Water Pollution Control System and Air Pollution Control System done by reputed technical Institution like IIT/NPC etc.
8. CBWTF shall strictly comply with the CPCB guidelines dated 21.12.2016 for setting up the Common Bio Medical Waste Treatment Facility.
9. CBWTF shall install ETP of capacity-10.0 KLD for treatment of industrial effluent.
10. CBWTF shall provide the arrangement for storage of incinerator ash as per CPCB guidelines and shall obtain membership of Common TSDF for disposal of incineration ash.
11. CBWTF shall comply with the emission Standard for treatment and disposal of Biomedical Waste by incineration as per Schedule-II of BMW Rules 2016.
12. Transportation and handling of Bio-medical Wastes shall be as per the Biomedical Waste (Management and Handling) Rules, 2016.
13. Record w.r.t. operational parameter of autoclave such as temperature pressure etc. as well as records for validation test conducted to check efficiency of autoclave shall be maintained.
14. Incinerator shall be operated in accordance with Bio-Medical Waste Management Rules, 2016 w.r.t. maintenance of Temperature for primary and secondary chamber of incinerator.
15. Incinerator Ash shall be disposed through TSDF and Log books/records shall be maintained properly for generation and disposal of incinerator Ash.
16. The water generated from scrubbing system of incinerator shall be treated through ETP and treated water shall be recycled for scrubbing purpose and for irrigation in the premises. No effluent shall be discharged directly or indirectly outside the premises.
17. Discarded medicine shall be disposed in incinerator as per BMW Rule, 2016 and sharp pit shall be provided for disposal of waste sharp as per CPCB Guidelines.
18. The CBWTF shall comply with the Bio Medical Waste Management Rules 2016 and annual report shall be submitted.
19. The CBWTF shall comply with the provisions of Hazardous and Other waste (Management and Trans boundary Movement) Rules, 2016.
20. The facility shall ensure bar coding system to be adopted by member of healthcare facility in accordance with Bio Medical Waste Management Rules 2016.

21. The CBWTF shall obtain the State Ground Water Department permission for withdrawal of ground water and also comply with the CGWA guidelines for recharging of ground water.
22. The Facility shall develop and maintain green belt as per the guidelines issued by the Board vide office order dated 16/02/2018, which is available on Board's Website- www.uppcb.com.
23. Separate space for untreated Bio Medical Waste shall be provided by facility as per CPCB guidelines/Bio Medical Waste Management Rules 2016.
24. Comprehensive safety measures must be followed in handling of wastes and the staff must be properly trained.
25. CBWTF shall install Online Continuous Emission Monitoring System and Online Continuous Effluent Monitoring System with data connectivity to CPCB server before commissioning of the plant.
26. Onsite emergency plan approved by the competent authority shall be submitted to board.
27. Project shall install at least 0.5 meter from roof level along with acoustic enclosures on DG set of capacity 82.5 KVA for use of backup power.
28. The dust emission from the construction sites will be completely controlled and all precautions will be taken as per the provisions of Construction & Demolition Waste Management Rules 2016.
29. CBWTF shall comply the provisions of Environment (Protection) Act 1986, Water (Prevention and Control of Pollution) Act, 1974 as amended, Air (Prevention and Control of Pollution) Act, 1981 as amended. CBWTF shall operate the plant after taking CTO under the provisions of Water Act 1974 and Air Act 1981 from the Board.
30. Project shall comply with the provisions of SWM Rules 2016 and provide facility for safe disposal of generated solid waste in housing project area.
31. Construction Work/installation of plant and machinery for the establishment of CBWTF shall be started after obtaining the Environmental Clearance under the Environment (Protection) Act, 1986.
32. The CBWTF shall comply with the Guideline of CPCB and shall only cater to beds which are in addition to 10,000 beds admissible to pre-existing CBWTFs capacity located within 75 km radius.
33. CBWTF shall comply with the relevant provisions of Environmental Laws.
34. The CBWTF shall produce a MoU with the nearest CBWTF as an alternate arrangement in case of closure/any emergency before CTO.
35. Concealing factual data or submission of false/fabricated data and failure to comply with any of the conditions mentioned above may result in withdrawal of this CTE and attract action under the provisions of Law.
36. To ensure the compliance of CTE condition from 1 to 35 a Bank Guarantee of Rupees 2,00,000/- (Two Lacs only) in the prescribed format shall be submitted to the Board within 15 days, failing which this CTE would deemed void.

Please note that consent to Establish will be revoked, in case of, non compliance of any of the above mentioned conditions. Board reserves its right for amendment or cancellation of any of the conditions specified above. Industry is directed to submit its first compliance report regarding above mentioned specific and general conditions till 16/04/2023 in this office. Ensure to submit the regular compliance report otherwise this Consent to Establish will be revoked.

Chief Environmental Officer, Circle-6

Dated:- 16/03/2023

Copy To -

700

42

Regional Officer, U.P. Pollution Control Board, Varanasi for information and necessary

Chief Environmental Officer, Circle-6

Project Details

1. Details of Project

1.1. Name of the Project	Common Bio Medical Waste Treatment Facility (CBWTF) M/s R.S. BMW Services Plot No. C-20 at Sathariya Industrial Development Authority (SIDA) Sathariya Jaunpur
1.2. Project Proposal For	New
1.3. Project ID (Single Window Number)	SW/116821/2023
1.4. Description of Project	Common Bio Medical Waste Treatment Facility (CBWTF)

2. Details of the Company/Organization/User Agency making application

2.1. Legal Status of the Company/Organization/User Agency	Others
2.2. Name of the Company/ Organization/User agency	R.S. BMW SERVICES

Registered address

2.3. Address	NDL Tower Third Floor, Behnanpurwa Near Wave Mall, Gomti Nagar
2.4. Village /Town / City	Gomti Nagar
2.5. State	UTTAR PRADESH
2.6. District	LUCKNOW
2.7. Pin Code	226010
2.8. E-mail address	rs.bmw2022@gmail.com
2.9. Mobile number	9839603636

3. Details of the person making application

3.1. Name	R.S. BMW SERVICES
3.2. Designation	Partner

Correspondence address

3.3. Address	NDL Tower Third Floor, Behnanpurwa Near Wave Mall, Gomti Nagar
3.4. State	UTTAR PRADESH
3.5. District	LUCKNOW
3.6. Pin Code	226010
3.7. E-mail address	rs.bmw2022@gmail.com
3.8. Landline Number	4052656
3.9. Mobile number	9839603636

Project Location

4. Location of the Project or Activity

4.1. Upload KML	RSBMWSERVICES kml.kml
4.2. Whether the project/activity falling in the state/UT sharing international borders	NO

5. Shape of the Project	Non - Linear
-------------------------	--------------

Location Details

Toposheet No	State/UT	District	Sub District	Village	Plot/Survey/Khasra No.
--------------	----------	----------	--------------	---------	------------------------

G44Q2 UTTAR Jaunpu Machhisha Sata 702 Plot No. C-20 at Sathariya Industrial Development Authority (SIDA)
 PRADESH r hr Hariya Sathariya Jaunpur

Remarks

Plot No. C-20 at Sathariya Industrial Development Authority (SIDA) Sathariya Jaunpur

6. Land Requirement (in Ha) of the project or activity

6.1. Nature of Land involved

6.2. Non-Forest Land [A]	0
6.3. Forest Land [B]	0.58
6.4. Total Land [A+B]	0.58

Project Activity Cost

6. Project/Activity Cost

6.1. Total Cost of the Project at current price level (in Lakhs)	278 Amount in Words : Two Hundred Seventy Eight Lakh(s) Only
--	--

7. Employment likely to be generated

7.1. During construction phase

Permanent employment

7.1.1. No. of permanent employment (No.s) [A]	5
7.1.2. Period of employment (No. of days) [B]	120
7.1.3. No. of man-days [X]=[A]*[B]	600

Temporary employment

7.1.4. Temporary / Contractual employment (No. of Man days) [Y]	50
7.1.5. Total [X] + [Y]	650

7.2. During operational phase

Permanent employment

7.2.1. No. of permanent employment (No.s) [A]	20
7.2.2. Period of employment (No. of days) [B]	365
7.2.3. No. of man-days [X]=[A]*[B]	7300

Temporary employment

7.2.4. Temporary / Contractual employment (No. of Man days) [Y]	365
7.2.5. Total [X] + [Y]	7665

Others

8. Whether Rehabilitation and Resettlement (R&R) involved?	NO
9. Whether project area involves shifting of watercourse/road/rail/Transmission line/water pipeline, etc. required?	NO
10. Whether any alternative site(s) examined or part thereof for the non-site-specific component?	Not applicable as the project or activity is site specific
11. Whether there is any Government Order or Policy/ Court order relevant or restricting to the site?	NO
12. Whether there is any litigation pending against the project and/or land in which the project is proposed to be set up?	NO
13. Whether the proposal involves violation of	NO

13. whether the proposal involves violation of
Act/Rule/Regulation/Notification of Central/State Government?

703^{NO}

45

File No.7574

Government of India

State Level Environment Impact Assessment Authority

Uttar Pradesh

To,

M/s R.S. BMW SERVICES

NDL Tower Third Floor, Behnanpurwa Near Wave Mall, Gomti Nagar,

Lucknow-226010

Uttar Pradesh

Tel.No.-; Email:rs.bmw2022@gmail.com**Sub. Terms of Reference to the Common Bio Medical Waste Treatment Facility (CBWTF)
M/s R.S. BMW Services Plot No. C-20 at Sathariya Industrial Development Authority (SIDA)
Sathariya Jaunpur, NDL Tower Third Floor, Behnanpurwa Near Wave Mall, Gomti Nagar**

Dear Sir/Madam,

This has reference to the proposal submitted in the Ministry of Environment, Forest and Climate Change to prescribe the Terms of Reference (TOR) for undertaking detailed EIA study for the purpose of obtaining Environmental Clearance in accordance with the provisions of the EIA Notification, 2006. For this purpose, the proponent had submitted online information in the prescribed format (Form-1) along with a Pre-feasibility Report. The details of the proposal are given below:

1. **Proposal No.:** SIA/UP/INFRA2/416082/2023
2. **Name of the Proposal:** Common Bio Medical Waste Treatment Facility (CBWTF) M/s R.S. BMW Services Plot No. C-20 at Sathariya Industrial Development Authority (SIDA) Sathariya Jaunpur
3. **Category of the Proposal:** INFRA-2
4. **Project/Activity applied for:** 7(d)(a)Common Bio-Medical Waste Treatment Facility
5. **Date of submission for TOR:** 30 Jan 2023

Date : 31-01-2023

Member Secretary
(Member-Secretary, SEIAA)

Office : **Uttar Pradesh Pollution Control Board**

Phone No : Mobile : **9839603636**

Email id : **msseiaaup@gmail.com**

Note : This is auto tor granted letter.

In this regard, under the provisions of the EIA Notification 2006 as amended, the Standard TOR for the purpose of preparing environment impact assessment report and environment management plan for obtaining prior environment clearance is prescribed with public consultation as follows:

7(da): STANDARD TERMS OF REFERENCE FOR CONDUCTING ENVIRONMENT IMPACT ASSESSMENT STUDY FOR BIO-MEDICAL WASTE TREATMENT FACILITIES AND INFORMATION TO BE INCLUDED IN EIA/EMP REPORT

I. Project Details

- i. Importance and benefits of the project.
- ii. Reasons for selecting the site with details of alternate sites examined/rejected/selected on merit with comparative statement and reason/basis for selection. The examination should justify site suitability in terms of environmental damages, resources sustainability associated with selected site as compared to rejected sites. The analysis should include parameters considered along with weightage criteria for short-listing selected site.
- iii. The cost of the Project (capital cost and recurring cost) as well as the cost towards implementation of EMP should be clearly spelt out.
- iv. Details of various waste management units with capacities for the proposed project. Details of utilities indicating size and capacity to be provided.
- v. List of waste to be handled and their characteristics. Details of temporary storage facility for storage of Bio-medical waste at project site.
- vi. Other chemicals and materials required with quantities and storage capacities.
- vii. Detailed design of pre-treatment and waste stabilization facility of *Bio-medical waste*.
- viii. *Project proponents would also submit a write up on how their project proposal conform to the stipulations made in the " Bio-Medical Waste Management Rules, 2016 ", notified by the MoEF&CC on 28th March, 2016.*
- ix. Process description along with major equipment and machineries, process flow sheet (quantitative) from *Bio-Medical waste* material to disposal to be provided.
- x. Details of man-power requirement (regular and contract).
- xi. A detailed layout of the project site indicating all the project components.

II. Road and Traffic

- xii. Submit the details of the road/rail connectivity along with the likely impacts and mitigative measures
- xiii. Examine the details of transportation of Bio-Medical wastes, and its safety in handling.

III. Land Environment

- xiv. Detailed soil analysis of the site including its permeability, water holding capacity be included.
- xv. Submit the present land use and permission required for any conversion such as forest, agriculture etc.
- xvi. Specify the land area and space allotted for each activity proposed within the facility. The area requirements for each activity shall be calculated as per the CPCB guidelines for the specified activity.
- xvii. Status of the land purchases in terms of land acquisition Act. If acquisition is not complete, stage of the acquisition process and expected time of complete possession of the land.
- xviii. The EIA would address to the conformity of site to the stipulations as made in the Bio-Medical Waste Management Rules, 2016 and Hazardous and Other Wastes (Management and Trans-boundary Movement) Rules, 2016 and will have a complete chapter indicating conformity to the said rules. NOC shall be obtained from State Pollution Control Board/Committee (SPCB/SPCC) regarding site suitability for establishment of Bio-Medical Waste Treatment Facilities.
- xix. Post project reclamation management program with financial allocation.

IV. Environmental Monitoring and Management

- xx. Examine and submit the details of on line pollutant monitoring.
- xxi. Project proponent must ensure Good Combustion Practice (GCP) to reduce the possibilities of formation of 'Total dioxins and furans'. In addition, GCP must be coupled with appropriate End-of-the-pipe treatment at low temperature to reduce the emission of 'Total dioxins and furans' below the standards. Further, the project proponent must provide detailed Standard operating procedure (SOPs) for sampling and monitoring of 'Total dioxins and furans'.

- xxii. Environmental Management Plan should be accompanied with Environmental Monitoring Plan and environmental cost and benefit assessment. Regular monitoring shall be carried out for odour control
- xxiii. Water quality around the landfill site shall be monitored regularly to examine the impact on the ground water.
- xxiv. A detailed draft EIA/EMP report should be prepared in accordance with the above additional TOR and should be submitted to the Ministry in accordance with the Notification.
- xxv. Air Quality Index shall be calculated for base level air quality.
- xxvi. Baseline data on Ground water quality is required.
- xxvii. Possible carbon footprint contribution from each activities and mitigation measures proposed shall be included as part of Environment Management Plan.

V. Waste Management

- xxviii. Examine and submit details of the proposed odour control measures.
- xxix. The storage and handling of Bio-Medical wastes shall be as per the Bio-Medical Waste Management Rules, 2016.
- xxx. Details of storage and disposal of pre-processing and post-processing rejects/inerts and products. List of proposed end receivers for the rejects/inerts/products should be provided. MoUs to be submitted in this regard.
- xxxi. Details of hazardous/solid waste generation and their management.

VI. Water Environment

- xxxii. Detailed hydro-geological studies and possible impact if any accidental contamination occurs shall be included.
- xxxiii. Examine and submit details of monitoring of water quality around the landfill site.
- xxxiv. Examine and submit details of impact on water body and mitigative measures during rainy season.
- xxxv. Details of Drainage of the project up to 5 km radius of study area. If the site is within 1 km radius of any major river, peak and lean season river discharge as well as flood occurrence frequency based on

peak rainfall data of the past 30 years. Details of Flood Level of the project site and maximum Flood Level of the river shall also be provided.

VII. Water Management

- xxxvi. Details of effluent treatment and recycling process.
- xxxvii. A certificate from the local body supplying water, specifying the total annual water availability with the local authority, the quantity of water already committed, the quantity of water allotted to the project under consideration and the balance water available. This should be specified separately for ground water and surface water sources, ensuring that there is no impact on other users.

VIII. Energy Management

- xxxviii. A certificate of adequacy of available power from the agency supplying power to the project along with the load allowed for the project.

IX. Disaster Management Plan

- xxxix. Submit details of a comprehensive Disaster Management Plan including emergency evacuation during natural and man-made disaster.
 - xl. Hazard identification and proposed mitigation measures.

X. Green Belt

- xli. A detailed Plan for green belt development.

XI. Socioeconomic Environment

- xlii. Public hearing to be conducted for the project in accordance with provisions of Environmental Impact Assessment Notification, 2006 and the issues raised by the public should be addressed in the Environmental Management Plan. The Public Hearing should be conducted based on the ToR letter issued by the Ministry and not on the basis of Minutes of the Meeting available on the web-site.
- xliii. The project proponents shall satisfactorily address all the complaints/suggestions that have been received against the project till the date of submission of proposals for Appraisal.

XII. Court Cases

- xliv. Details of litigation pending against the project, if any, with direction /order passed by any Court of Law against the Project should be given.

XIII. Miscellaneous

- xlv. Any further clarification on carrying out the above studies including anticipated impacts due to the project and mitigative measure, project proponent can refer to the model ToR available on Ministry website <http://moef.nic.in/Manual/Incinerator>

R.S. BMW SERVICES

(M) +91 9721603636

E-mail : rs.bmw2022@gmail.com

NDL Tower Third Floor
Behnanpurwa Near Wave Mall
Gomti Nagar Lucknow 226010
Uttar Pardesh India

Ref

Date 05-09-2023

To,

The Member Secretary,
State Environment Impact Assessment Authority,
Directorate of Environment, Govt. of U.P,
Dr. Bhimrao Ambedkar Paryavaran Parisar,
Vineet Khand-1, Gomti Nagar, Lucknow

File No.7574

Subject: Submission of application for Environment Clearance of Proposed Common Bio Medical Waste Treatment Facility (CBWTF) M/s R.S. BMW Services Plot No. C-20 at Sathariya Industrial Development Authority (SIDA) Sathariya Jaunpur.

Dear Sir,

This is with reference to subject mentioned above, we are hereby submitting the TOR application (EIA & EMP report and relevant Annexure) for the proposed Common Bio Medical Waste Treatment Facility (CBWTF) **M/s R.S. BMW Services Plot No. C-20 at Sathariya Industrial Development Authority (SIDA) Sathariya Jaunpur.** The application is done as per the EIA notification 2006 and its amendments.

We hereby request you to kindly consider our request for EC appraisal.

Thanking You,

For M/s R.S. BMW Services

For - R.S. BMW SERVICES



PARTNER

(Authorized Signatory)

**FINAL EIA/EMP REPORT
OF
PROPOSED COMMON BIOMEDICAL
WASTE TREATMENT FACILITY
(CBWTF)**

At

**Plot No. C-20 at Sathariya Industrial Development
Authority (SIDA) Sathariya Jaunpur, Uttar Pradesh.**

OF

M/s R.S. BMW Services

NDLTower,3rd Floor, Behnapurwa, Near Wave Mall

Gomti Nagar, Distt-Lucknow, Uttar Pradesh

**TOR Details: SEIAA Uttar Pradesh TOR File No.7574, Proposal No.
SIA/UP/INFRA2/416082/2023**

Baseline data – 1st March 2023 to 31st May 2023

**Prepared by
Rian Enviro Private Limited
(NABET, QCI Approved -)
202 & 402, Mangal Market, Sheikhpura, Raja Bazar, Patna, Bihar-800014**

Table of Content

1	INTRODUCTION	1
1.1	Purpose of the Project	1
1.2	Identification of the Project.....	3
1.3	Objective of the Project.....	3
1.4	Reporting to regulatory authorities as needed.....	4
1.5	Relevant Provisions of Biomedical Waste Management Rules 2016.....	4
1.6	Salient features	9
1.7	Importance of Project to Country & Region	2
1.8	Demand- Supply Gap	3
1.9	Scope of the study	4
1.10	Status of Litigation	5
1.11	Structure of EIA Report	5
1.12	Compliance of TOR	7
2	PROJECT DESCRIPTION.....	14
2.1	Need for the Project.....	14
2.2	Site selection criteria	15
2.3	Environmental Setting of the Project	15
2.4	Size and magnitude of Operation	16
2.5	Land requirement and availability.....	17
2.6	Health and Safety	38
2.7	Occupational Hazards	38
2.8	Documents and Records.....	38
2.9	ANALYSIS OF PROPOSAL	39
2.10	PROJECT IMPLEMENTATION SCHEDULE	39

3	DESCRIPTION OF THE EXISTING ENVIRONMENT	40
3.1	Introduction	40
3.1	Present Environmental Scenario	40
3.2	Sources of Environmental Data.....	40
3.3	Study Area.....	40
3.4	Topography	41
3.5	Climate & Rainfall	41
3.6	Ambient Air Quality.....	46
3.7	Water Environment	51
3.8	Noise Environment.....	65
3.9	Soil Environment.....	69
3.10	Landuse/Landcover	75
3.11	Biological Environment	80
3.12	Socio- Economic Environment	86
3.13	Traffic Analysis.....	96
4	ANTICIPATED ENVIRONMENTAL IMPACTS & MITIGATION MEASURES ..	100
4.1	General	100
4.1	Potential Impacts	100
4.2	Prediction of Impacts	101
4.3	Impacts during Development Phase or Construction Phase.....	101
4.4	Impacts during Operation Phase	102
4.5	Mitigation of Impacts	113
4.6	Gaseous Pollutants	116
4.7	Waste Generation and Its Management	117
4.8	Ecology and Biodiversity.....	118

EIA Report of Proposed Development of Common Biomedical Waste Treatment Facility at Plot No. C-20 at Sathariya Industrial Development Authority (SIDA) Sathariya Jaunpur, Uttar Pradesh Project Proponent: M/s R.S. BMW Services

4.9	Land Environment.....	119
5	ANALYSIS OF ATERNATIVE.....	120
5.1	Site Selection.....	120
6	ENVIRONMENTAL MONITORING PROGRAM.....	122
6.1	Introduction.....	122
6.2	Need for Environmental Monitoring.....	122
6.3	Aim of Environmental Monitoring.....	123
7	ADDITIONAL STUDIES.....	125
7.1	Public Hearing.....	125
7.2	Risk Assessment.....	125
7.3	Biomedical Waste:.....	125
7.4	Occupational Health Hazards.....	130
7.5	Disposal Methods for Medical Waste at Health Care Facilities.....	132
7.6	Disaster Management.....	135
7.7	Social Impact Assessment.....	139
8	PROJECT BENEFITS.....	140
8.1	Physical Infrastructure.....	140
8.2	Employment Opportunities.....	140
8.3	Socio-Economic Development Activities.....	140
8.4	Corporate Social Responsibility (CSR).....	141
9	ENVIRONMENT COST & BENEFIT ANALYSIS.....	142
9.1	Environmental Cost and Benefit Analysis.....	142
10	ENVIRONMENTAL MANAGEMENT PLAN.....	143
10.1	Introduction.....	143
10.2	Purpose of Environmental Management Plan.....	143

EIA Report of Proposed Development of Common Biomedical Waste Treatment Facility at Plot No. C-20 at Sathariya Industrial Development Authority (SIDA) Sathariya Jaunpur, Uttar Pradesh Project Proponent: M/s R.S. BMW Services

10.3	Details of Environmental Management Plan	143
10.4	During Construction Phase.....	143
10.5	Water Environment	144
10.6	Solid Waste	144
10.7	Noise Environment.....	145
10.8	Land Environment.....	145
10.9	Socio-Economic	146
10.10	During Operation Phase.....	146
10.11	Environmental Management Cell.....	149
10.12	Budgetary Provisions for EMP.....	151
11	SUMMARY AND CONCLUSION	152
11.1	Project Details	152
11.2	Project Requirement.....	152
11.3	Corporate Social Responsibility (CSR).....	154
11.4	Environmental Management Plan	154
12	DISCLOSURE OF CONSULTANTS.....	155
12.1	Introduction	155
12.2	EIA Team	156

Lists of Tables

Table 1-1: Salient Features of the Project	9
Table 1-2: Compliance of TOR.....	7
Table 2-1: Environment setting project	16
Table 2-2: Proposed equipment's in the plant	16
Table 2-3: Treatment and disposal method are employed according to Bio-medical Waste Treatment Rules 2016	30
Table 2-4: Emission Standards	34
Table 3-1: Stability Classification based Wind direction fluctuation.....	42
Table 3-2: Weather Monitoring Data of the Site	42
Table 3-3: Meteorological Parameters (March-May 2023)	43
Table 3-4: Details of Ambient Air Quality Monitoring stations.....	46
Table 3-5: Report of collected ambient air monitoring samples.....	49
Table 3-6: Surface Water Sampling Locations	52
Table 3-7: Analysis Report of Surface Water.....	54
Table 3-8: Standards of Surface Water Quality Criteria.....	56
Table 3-9: Analysis Report of Ground Water.....	60
Table 3-10: Noise monitoring Locations	65
Table 3-11: Noise monitoring data	68
Table 3-12: Soil sampling locations	69
Table 3-13: Chemical Classification of Soil Quality.....	71
Table 3-14: Results of soil sample analyses report.....	73
Table 3-15: Landuse Landcover classification of the study area.....	80
Table 3-16: List of Fauna in the Study Area by Site Visit, Inputs from the Locals and Pursued from Secondary Data	84
Table 3-17: Methodologies of social data collection.....	87
Table 3-18: Breakup of the population for male and female	89
Table 3-19: Distribution of Population by Social structure in Study Area.....	90
Table 3-20: Distribution of Literates in Study Area	91
Table 3-21: Occupational Pattern of the study area.....	93

EIA Report of Proposed Development of Common Biomedical Waste Treatment Facility at Plot No. C-20 at Sathariya Industrial Development Authority (SIDA) Sathariya Jaunpur, Uttar Pradesh Project Proponent: M/s R.S. BMW Services

Table 3-22: Social setup of the study area	95
Table 3-23: Traffic Survey and Projection near Metalled Road adjacent to the project site	97
Table 3-24: Guidelines of IRC for Judging LOS Vs Performance	98
Table 4-1: Emission rate	105
Table 4-2: Air Pollution Control Device Emission.....	105
Table 4-3: Slades Stability Classification based Wind direction fluctuation	106
Table 4-4: Brigg`s Dispersion Parameters σ_y (m) and σ_z (m) (100m<x<10000m)	107
Table 4-5: Weather Monitoring Data of the Site	108
Table 4-6: Meteorological Parameters (March-May 2023)	108
Table 4-7: Air Pollution Sources, Fuel Consumption and Chimney Height Details	113
Table 4-8: Details of Solid waste.....	117
Table 4-9: Hazardous Waste Generation and Its Management	118
Table 6-1: Monitoring Schedule of Environmental Parameters	123
Table 10-1: Cost for EMP during construction phase	151
Table 10-2: Cost for EMP during Operational phase	151
Table 11-1: Project Requirements	152

List of Figures

Figure 1-1 : Location of the project	1
Figure 2-1: Location on Topo sheet.....	15
Figure 2-2: Buffer map of the study area.....	17
Figure 2-3: Layout plan of the site.....	18
Figure 2-4: Site Photographs	19
Figure 2-6: Process Flow Diagram	20
Figure 2-7: Diagrammatic view of Incinerator	28
Figure 2-8: Process Flow Diagram of Autoclave	29
Figure 2-9: Effluent Treatment Plant Flow Diagram.....	37
Figure 3-1: Wind Rose Diagram at project site during study period.....	45
Figure 3-2: Air monitoring Locations.....	47
Figure 3-3: Air Monitoring photographs	47
Figure 3-4: Drainage map of the study area.....	51

EIA Report of Proposed Development of Common Biomedical Waste Treatment Facility at Plot No. C-20 at Sathariya Industrial Development Authority (SIDA) Sathariya Jaunpur, Uttar Pradesh Project Proponent: M/s R.S. BMW Services

Figure 3-5: Surface water location.....	53
Figure 3-6: Surface water sampling photograph.....	53
Figure 3-7: Ground water location.....	58
Figure 3-8: Ground Water sampling photograph.....	59
Figure 3-9: Noise monitoring location map.....	66
Figure 3-11: Soil Monitoring Location Map	70
Figure 3-12: Soil monitoring photos.....	71
Figure 3-13: Flow Chart: Methodology	76
Figure 3-14: Shows the False color Composite Map of the study area	77
Figure 3-15: shows Landuse landcover classification	79
Figure 3-16: Settlement map of the project site.....	88
Figure 3-17: Distribution of Population in Study area.....	90
Figure 3-18: Distribution of Literate Male & Female Population in Study Area.....	90
Figure 3-19: Literacy Status of the Study Area	91
Figure 4-1: PM 10 Isopleth	109
Figure 4-2: NOX Isopleth	110
Figure 4-3: SO2 Isopleth.....	111
Figure 4-4: CO Isopleth	112
Figure 4-5: Design of Venturi Scrubber	115
Figure 4-6: Schematic Flow Diagram of Proposed STP cum ETP (10.0 KLD).....	117

List of Annexure (s)

Annexure I- Copy of TOR

Annexure II- Land documents

Annexure III- CTE Application

Annexure IV- Lab data

Annexure V- Gap analysis report

1 INTRODUCTION

1.1 Purpose of the Project

Improper management of waste generated in health care facilities causes a direct health impact on the community, the health care workers and on the environment. Every day, a significant amount of potentially infectious bio-medical waste is generated around the world. Indiscriminate disposal of bio-medical waste and exposure to such waste poses a serious threat to environment and to human health, bio-medical waste requires specific treatment and management prior to its final disposal

Ministry of Environment, Forest & Climate Change (MoEFCC), Govt. of India has introduced the new notification as Biomedical Waste Management Rules, 2016 based on draft Biomedical Waste (Management & handling) 2011, under the Environment (Protection) act 1986 which replaced the earlier Biomedical waste (management & handling) rules, 1998. In accordance with the rules, every occupier of a healthcare establishment (HCE) shall either set up requisite biomedical waste treatment facilities on site or ensure requisite treatment of the biomedical waste at an approved common treatment facility. It is to ensure that no untreated biomedical waste shall be kept stored beyond a period of 48 hours.

According to Bio-Medical Waste Management Rules 2016, Bio-Medical Waste (BMW) means “any waste, which is generated during the diagnosis, treatment or immunization of human beings or animals or research activities pertaining thereto or in the production or testing of biological or in health camps”.

The treated waste may finally be sent for disposal after incineration or for recycling purposes.

Installation of individual treatment facilities by small healthcare units requires comparatively high capital investment. In addition, it requires separate manpower and infrastructure development for proper operation and maintenance of treatment systems. The concept of CBWTF not only addresses such problems but also prevents proliferation of treatment equipment in a city. In turn it reduces the monitoring pressure on regulatory agencies. By running the treatment equipment at CBWTF to its full capacity, the cost of treatment per kilogram gets significantly reduced especially with the introduction of new Biomedical Waste

Management Rules in 2016 which prescribes the standards for dioxin & furans from incinerator. Its considerable advantages have made CBWTF popular and proven concept in many developed countries. CBWTF as an option has been legally introduced in India. The Bio-medical Waste Management Rules makes it mandatory for the bio-medical waste generator within 75 km radius to treat the biomedical waste at the CBWTF.

The Government of India has made it mandatory for all developmental projects to prepare a detailed EIA study so that the impacts of the proposed developmental activity can be predicted and a suitable management plan can be implemented before commissioning the project.

Environmental Impact Assessment (EIA) serves as a useful tool in prediction of potential impacts on the surrounding environment due to developmental project. The purpose of this EIA report is to reduce the burden of environmental impacts for sustainable development. It helps the project proponent, impact assessment authorities, regulatory agencies and other stakeholders in understanding the project, environmental impacts and mitigation measures, and establishing emission requirements and other measures early in the project cycle. This report describes the project location, baseline environmental scenario, potential impacts of the project on the environment and proposed measures for effective environment management during the project cycle (Environmental Management Plan during construction and operation stage of the project).

M/s R.S. BMW Services is a private company proposes to setup a Common Bio-medical Treatment Facility (CBWTF) at Plot No.C-20 at Sathariya Industrial Development Authority (SIDA) Sathariya Jaunpur, Uttar Pradesh. The proposed project of setting up the Common Bio-medical Waste Treatment Facility (CBWTF) includes Incinerator with Air Pollution Control Device (APCD), Autoclave, Shredder and Effluent Treatment Plant. It is proposed to utilize 0.58 ha of land for the proposed project.

As per EIA Notification 2006, the project was earlier considered by MoEF&CC under Category “B” Projects of activity 7(d), namely Common hazardous waste treatment and disposal facility. Subsequently in the amendment vide Gazette Notification dated 17th April 2015, separate entry has been made therein for Bio-medical Waste Treatment Facilities. Thus, all Projects of Bio-medical Waste Treatment Facilities now fall under “Category B” activity

7(da). As a part of above process, the application (Form-1 along with Pre-Feasibility Report) was submitted for setting up of Biomedical Waste Treatment Facility.

M/s Rian Enviro Private Limited, a NABET approved consultant with Certificate No. NABET/EIA/2124/SA 0197 dated 07/07/2023, has been assigned for the Environmental Impact Assessment (EIA) studies. The study is done based on Standard Terms of Reference (TOR) issued by State Environmental Impact Assessment Authority, Uttar Pradesh for assessing the impact of the proposed of Common Biomedical Waste Treatment Facility on various environmental parameters in the study area.

1.2 Identification of the Project

The present proposal is for setting up of Common Biomedical Waste Treatment Facility (CBWTF), which includes Incinerator with APCD, Autoclave, Shredder and Effluent Treatment Plant capacity 10.0 KLD which will be built at project site located at Plot No.C-20 at Sathariya Industrial Development Authority (SIDA) Sathariya Jaunpur, Uttar Pradesh. It is proposed to utilize 0.58 ha of land for setting up of Common Biomedical Waste Treatment Facility.

Common Bio-Medical Waste Treatment Facility (CBWTF) is providing services to Health Care Units for collection of bio-medical wastes for its final disposal to their site. Bio-Medical Waste Management Rules 2016, stipulates that occupier of every organization generating bio-medical waste (as defined in the rules) must manage bio-medical waste as prescribed in the rules such that it does not cause any harm to the environment.

1.3 Objective of the Project

- ❖ Establish a Common Bio-medical Waste Treatment facility including the Incinerator, autoclave, shredder and effluent treatment unit.
- ❖ Collection of Segregated Biomedical waste and its transportation, storage, treatment and disposal in accordance to the Biomedical Waste Management Rules 2016.
- ❖ Compliances with statutory and environmental norms.
- ❖ Develop concise waste management principles.

- ❖ Introduce a continuing waste management education program for all staff to increase awareness of Occupational Health & Safety issues and waste minimization principles.
- ❖ Adopt policies and procedures to minimize the environmental impacts of waste treatment and Disposal.

1.4 Reporting to regulatory authorities as needed.

- ❖ Establish a Common Bio-medical Waste Treatment facility including the Incinerator, autoclave, shredder and effluent treatment unit.
- ❖ Collection of Segregated Biomedical waste and its transportation, storage, treatment and disposal in accordance to the Biomedical Waste Management Rules 2016.
- ❖ Compliances with statutory and environmental norms.
- ❖ Develop concise waste management principles.
- ❖ Introduce a continuing waste management education program for all staff to increase awareness of Occupational Health & Safety issues and waste minimization principles.
- ❖ Adopt policies and procedures to minimize the environmental impacts of waste treatment and
- ❖ Disposal.
- ❖ Reporting to regulatory authorities as needed

1.5 Relevant Provisions of Biomedical Waste Management Rules 2016

"Bio-medical waste" means any waste, which is generated during the diagnosis, treatment or immunization of human beings or animals or research activities pertaining thereto or in the production or testing of biological or in health camps.

"Handling" in relation to bio-medical waste includes the generation, sorting, segregation, collection, use, storage, packaging, loading, transportation, unloading, processing, treatment, destruction, conversion, or offering for sale, transfer, disposal of such waste.

“Health Care Facility” means a place where diagnosis, treatment or immunization of human beings or animals is provided irrespective of type and size of health treatment system, and research activity pertaining thereto;

“Major accident” means accident occurring while handling of bio-medical waste having potential to affect large masses of public and includes toppling of the truck carrying bio-medical waste, accidental release of bio-medical waste in any water body but exclude accidents like needle prick injuries, mercury spills.

“Management” includes all steps required to ensure that bio- medical waste is managed in such a manner as to protect health and environment against any adverse effects due to handling of such waste;

“Occupier” means a person having administrative control over the institution and the premises generating biomedical waste, which includes a hospital, nursing home, clinic, dispensary, veterinary institution, animal house, pathological laboratory, blood bank, health care facility and clinical establishment, irrespective of their system of Medicine and by whatever name they are called;

“Operator of a common bio-medical waste treatment facility” means a person who owns or controls a Common Bio-medical Waste Treatment Facility (CBMWTF) for the collection, reception, storage, transport, treatment, disposal or any other form of handling of bio-medical waste;

Duties of the Occupier- It shall be the duty of every occupier to-

- a. Take all necessary steps to ensure that bio-medical waste is handled without any adverse effect to human health and the environment;
- b. Make a provision within the premises for a safe, ventilated and secured location for storage of segregated biomedical waste in colored bags or containers in the manner, to ensure that there shall be no secondary handling, pilferage of recyclables or inadvertent scattering or spillage by animals and the bio-medical waste from such place or premises shall be directly transported in the manner as prescribed Biomedical

- Waste Management Rules 2016 to the common bio-medical waste treatment facility or for the appropriate treatment and disposal.
- c. Pre-treat the laboratory waste, microbiological waste, blood samples and blood bags through disinfection or sterilization on-site in the manner as prescribed by the World Health Organization (WHO) or National AIDs Control Organization (NACO) guidelines and then sent to the common bio-medical waste treatment facility for final disposal;
 - d. Phase out use of chlorinated plastic bags, gloves and blood bags
 - e. Dispose off solid waste other than bio-medical waste in accordance with the provisions of respective waste management rules made under the relevant laws and amended from time to time;
 - f. Not to give treated bio-medical waste with municipal solid waste;
 - g. Provide training to all its health care workers and others, involved in handling of bio medical waste at the time of induction;
 - h. Ensure segregation of liquid chemical waste at source and ensure pre-treatment or neutralization prior to mixing with other effluent generated from health care facilities;
 - i. Ensure treatment and disposal of liquid waste in accordance with the Water (Prevention and Control of Pollution) Act, 1974;
 - j. Ensure occupational safety of all its health care workers and others involved in handling of bio-medical waste by providing appropriate and adequate personal protective equipment;
 - k. Maintain and update on day to day basis the bio-medical waste management register and display the monthly record on its website according to the bio-medical waste generated in terms of category and color coding.
 - l. Report major accidents including accidents caused by fire hazards, blasts during handling of bio-medical waste and the remedial action taken
 - m. Establish a system to review and monitor the activities related to bio-medical waste management, either through an existing committee or by forming a new committee and the Committee shall meet once in every six months.

1.5.1 Duties of the operator of a common bio-medical waste treatment and disposal facility:

It shall be the duty of every operator to-

- a. Take all necessary steps to ensure that the bio-medical waste collected from the occupier is transported, handled, stored, treated and disposed of, without any adverse effect to the human health and the environment, in accordance with Biomedical Waste Management Rules, 2016 and guidelines issued by the Central Government or the central pollution control board from time to time;
- b. Ensure timely collection of bio-medical waste from the occupier;
- c. Establish bar coding and global positioning system for handling of bio-medical waste within one year;
- d. Inform the prescribed authority immediately regarding the occupiers which are not handing over the segregated bio-medical waste in accordance with these rules;
- e. Provide training for all its workers involved in handling of bio-medical waste at the time of induction and at least once a year thereafter;
- f. Assist the occupier in training conducted by them for bio-medical waste management;
- g. Report major accidents including accidents caused by fire hazards, blasts during handling of bio-medical waste and the remedial action taken and the records relevant thereto;
- h. Maintain a log book for each of its treatment equipment according to weight of batch; categories of waste treated; time, date and duration of treatment cycle and total hours of operation;
- i. Allow occupier, who are giving waste for treatment to the operator, to see whether the treatment is carried out;
- j. Shall display details of authorization, treatment, annual report etc.
- k. After ensuring treatment by autoclaving or microwaving followed by mutilation or shredding, whichever is applicable, the recyclables from the treated bio-medical wastes such as plastics and glass, shall be given to recyclers having valid consent or authorization or registration from the respective State Pollution Control Board or Pollution Control Committee;
- l. Supply non-chlorinated plastic coloured bags to the occupier on chargeable basis, if required;
- m. Common bio-medical waste treatment facility shall ensure collection of biomedical waste on holidays also;

1.5.2 Duties of Common Biomedical Waste Treatment Facility (CBWTF):

- Guidelines for Handling, Treatment and Disposal of Waste Generated during Treatment/Diagnosis/ Quarantine of COVID-19 Patients:
- Report to SPCBs/PCCs about receiving of waste from COVID-19 isolation wards / Quarantine
- Camps / Quarantined homes / COVID-19 Testing Centers;
- Operator of CBWTF shall ensure regular sanitization of workers involved in handling and collection of biomedical waste;
- Workers shall be provided with adequate PPEs including three layer masks, splash proof aprons/gowns, nitrile gloves, gum boots and safety goggles;
- Use dedicated vehicle to collect COVID-19 ward waste. It is not necessary to place separate label on such vehicles;
- Vehicle should be sanitized with sodium hypochlorite or any appropriate chemical disinfectant after every trip.
- COVID-19 waste should be disposed-off immediately upon receipt at facility.
- In case it is required to treat and dispose more quantity of biomedical waste generated from COVID-19 treatment, CBWTF may operate their facilities for extra hours, by giving information to SPCBs/PCCs.
- Operator of CBWTF shall maintain separate record for collection, treatment and disposal of COVID-19 waste.
- Do not allow any worker showing symptoms of illness to work at the facility. May provide adequate leave to such workers and by protecting their salary.
- CBWTF operator shall register on 'COVID19BWM' Tracking App developed by CPCB and also ensure registration of Waste Handler (with vehicle) for entering the data of COVID-19 biomedical waste received and disposed.

1.6 Salient features

The salient feature of the project is summarized in **Table 1.1**.

Table 1-1: Salient Features of the Project

S.No.	Parameters	Description																		
1.	Identification of Project	The amendment vide Gazette Notification dated 17 th April 2015, separate entry has been made there in form Bio-medical Waste Treatment Facilities. Thus, all Projects of Bio-medical Waste Treatment Facilities now fall under “Category B activity 7(da).”																		
2.	Project Proponent	M/s R.S. BMW Services																		
3.	Brief description of nature of the project	Biomedical waste is generated from all health care institutions; nursing homes, clinics, dispensaries, veterinary institutions, animal houses, pathological laboratories, blood banks etc. The responsibility of collection, treatment and safe disposal of all types of solid wastes rests with the generator. A Common Bio-medical Waste Treatment Facility (CBWTF) is proposed to be set up where bio-medical waste, generated from a number of healthcare units, will be suitably treated as per the prescribed procedure & norms laid down in the regulation. Proposed project of setting up of the Common Bio- medical Waste Treatment Facility includes Incinerator, Autoclave, Shredder and Effluent Treatment Plant. The present proposal is to utilize 0.58 ha land for setting up of Biomedical Waste Treatment Facility.																		
4.	Salient Features of the Project																			
5.	Proposed plant capacity	Proposed Capacity of CBWTF: <table border="1"> <thead> <tr> <th>Equipment</th> <th>Capacity</th> <th>Number</th> </tr> </thead> <tbody> <tr> <td>Incinerator (One + one standby)</td> <td>250 kg/hr</td> <td>2</td> </tr> <tr> <td>Autoclave</td> <td>1000 litre/Batch</td> <td>2</td> </tr> <tr> <td>Shredder</td> <td>150 kg/hr</td> <td>1</td> </tr> <tr> <td>Chemical Disinfection Tank</td> <td>1500 Ltr</td> <td>1</td> </tr> <tr> <td>Effluent Treatment Plant</td> <td>10 KLD</td> <td>1</td> </tr> </tbody> </table>	Equipment	Capacity	Number	Incinerator (One + one standby)	250 kg/hr	2	Autoclave	1000 litre/Batch	2	Shredder	150 kg/hr	1	Chemical Disinfection Tank	1500 Ltr	1	Effluent Treatment Plant	10 KLD	1
Equipment	Capacity	Number																		
Incinerator (One + one standby)	250 kg/hr	2																		
Autoclave	1000 litre/Batch	2																		
Shredder	150 kg/hr	1																		
Chemical Disinfection Tank	1500 Ltr	1																		
Effluent Treatment Plant	10 KLD	1																		
6.	Category of Projects	Category “B” and Schedule- 7(da)																		
7.	Number of working days	365																		
8.	Total Plot Area	0.58 ha																		

EIA Report of Proposed Development of Common Biomedical Waste Treatment Facility at Plot No. C-20 at Sathariya Industrial Development Authority (SIDA) Sathariya Jaunpur, Uttar Pradesh Project Proponent: M/s R.S. BMW Services

9.	Khasra Numbers	Plot No. C-20
10.	Location	Plot No. C-20 at Sathariya Industrial Development Authority (SIDA) Sathariya, Jaunpur Uttar Pradesh
11.	Coordinates of the Plant	1. 25°38'58.56"N 82°13'54.23"E 2. 25°38'58.59"N 82°13'57.17"E 3. 25°38'55.99"N 82°13'54.39"E 4. 25°38'56.11"N 82°13'56.36"E
13.	Elevation	108meter-110 meter
14.	Nearest habituated area	Sarai Dingur, Approx. 1.23 km towards North-West
15.	Nearest Main Public Road	NH-31 is about Approx. 1.12 Km towards North.
16.	Nearest Railway station/Airport	Badshahpur Railway Station, approx. 4.13 km in West direction. Chaudhary Charan Singh International Airport, approx. 182 km in North West direction.
17.	Nearest water body	Varna River, approx. 8.13 km in SSW direction
18.	Water requirement	Water requirement for the proposed CBWTF project is 11 KLD. Fresh- 7.10 KLD Recycled- 3.90 KLD
19.	Source of water	Ground water Supply (Water will be abstracted only after getting NOC from CGWA).
20.	Wastewater Generation	Waste water generated from the treatment of Biomedical waste during autoclaving, washing of floors, and domestic purpose etc. is 5.25 KLD and it shall be treated in effluent treatment plant and reuse in process
21.	Man Power	During Construction phase, the labors and workers will be hired from nearby villages. Total 20 persons are proposed to hire for plant operation including officers, skilled and unskilled workers.
22.	Air Pollution Control Device	Wet Scrubber, Cyclone and Bag Filter
23.	Nos. of Stack	2
24.	Power requirement	DG Set of 82.5 KVA is proposed for the project and lines will be taken from the authorized electricity board. ~ 1% of the total power load will meet through solar energy.
25.	Alternative site	No Alternative site is examined

EIA Report of Proposed Development of Common Biomedical Waste Treatment Facility at Plot No. C-20 at Sathariya Industrial Development Authority (SIDA) Sathariya Jaunpur, Uttar Pradesh Project Proponent: M/s R.S. BMW Services

26.	Land form, Land use and land ownership	The land for project is Plot No. C-20 at Sathariya Industrial Development Authority (SIDA) Sathariya Jaunpur, Uttar Pradesh.
27.	Project Cost	4.85 Cr.

1.6.1 Project Proponent

M/s R.S. BMW Services

NDL Tower, 3rd Floor, Behnapurwa, Near Wave Mall

Gomti Nagar, Dist-Lucknow, Uttar Pradesh

1.6.2 Brief Description of the Project

1.6.2.1 Nature of the project

A Common Bio-medical Waste Treatment Facility (CBWTF) is a set up where bio-medical waste, generated from a number of healthcare units, is suitably treated to reduce adverse effects that this waste may pose. The treated waste may finally be sent for disposal in a secured landfill or for recycling purposes.

Proposed project of setting up of the Common Bio-medical Waste Treatment Facility includes Incinerator, Autoclave, Shredder, Storage, Recycling Unit and Effluent Treatment Facility.

Size of the Project

The proposed project of setting up of the Common Bio-medical Waste Treatment Facility (CBWTF) includes Incinerator, Autoclave, Shredder and Effluent Treatment Plant. It is proposed to utilize 0.58 ha land for setting up of Biomedical Waste Treatment Facility.

1.6.2.2 Cost of the Project

Total Cost of the Proposed Project is estimated approximately Rs.4.85 Cr.

1.6.2.3 Location of the Project

The study area of proposed project of setting up of the Common Bio-medical Waste Treatment Facility (CBWTF) is situated at Plot No.C-20 at Sathariya Industrial Development Authority (SIDA) Sathariya Jaunpur, Uttar Pradesh.

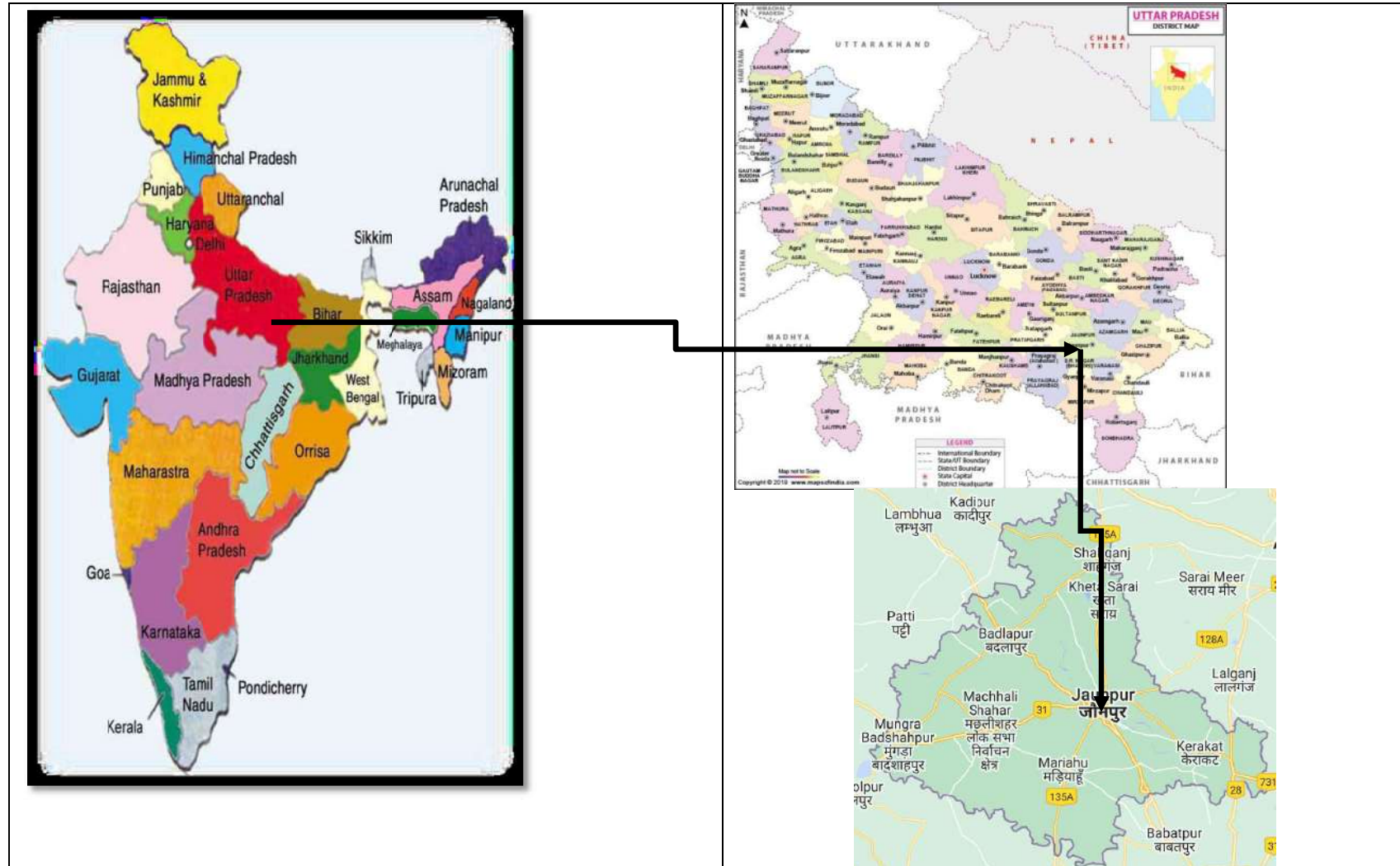


Figure 1-1 : Location of the project

1.7 Importance of Project to Country & Region

In 1983, the World Health Organization Regional office for Europe convened a meeting of concerned personal at Bergen, Norway, which was the first time when this issue was discussed. The seriousness of improper Bio Medical Waste management was brought to the limelight during the “*beach wash-ups*” during summer 1998; which was investigated by the Environment Protection Agency (EPA) of USA; and it culminated in the passing of Medical Waste Tracking Act (Mwta).

The issue of indiscriminate Bio-Medical Waste management in India has attracted the attention of the highest judicial body at the level of Hon’ble Supreme Court of India and Apex Court has, from time to time issued instructions regarding management of Bio-Medical Waste. In this background in pursuance to the directive of the Court, the Ministry of Environment and Forests, Government of India notified the Bio-Medical Waste (Management and Handling) Rules on 20th July 1998; further amended in Biomedical Waste Management Rules, 2016, under the provision of Environment Protection Act 1986. These rules apply to all persons who generate, collect, receive, store, transport, treat, dispose or handle bio-medical waste in any form. The ‘prescribed authority’ for enforcement of the provisions of these rules in respect of all the health care facilities located in any State/Union Territory is the respective State Pollution Control Board (SPCB)/ Pollution Control Committee (PCC) and in case of health care establishments of the Armed Forces under the Ministry of Defense shall be the Director General, Armed Forces Medical Services (DGAFMS).

‘Bio-medical waste’ means any waste generated during diagnosis, treatment or immunization of human beings or animals. Management of waste generated from health care facilities is an integral part of infection control and hygiene programs in healthcare settings. These settings are a major contributor to community-acquired infection, as they produce large amounts of biomedical waste.

A Common Bio-medical Waste Treatment Facility (CBWTF) is a set up where bio-medical waste, generated from a number of healthcare units, is imparted necessary treatment to reduce adverse effects that this waste may pose. The treated waste may finally be sent for disposal in a landfill or for recycling purposes. Installation of individual treatment facilities by small healthcare units requires comparatively high capital investment. In addition, it requires separate

manpower and infrastructure development for proper operation and maintenance of treatment systems. The concept of CBWTF not only addresses such problems but also prevents proliferation of treatment equipment in a city. In turn it reduces the monitoring pressure on regulatory agencies. By running the treatment equipment at CBWTF to its full capacity, the cost of treatment of per kilogram gets significantly reduced. Its considerable advantages have made CBWTF popular and proven concept in many developed countries.

CBWTF as an option has also been legally introduced in India. The Biomedical Waste Management, 2016, gives an option to the bio-medical waste generator that such waste can also be treated at the common bio-medical waste treatment facility. The Second Amendment of the Rules in June, 2000, further eased the bottleneck in upbrining the CBWTF by making Local Authority responsible for providing suitable site within its jurisdiction. The concept of CBWTF is also being widely accepted in India among the healthcare units, medical associations and entrepreneurs. Recently, a gazette notification dated 28th March 2016 has come into effect posing the rules and regulations of handling, storage and treatment of biomedical waste generated under Biomedical Waste Management Rules, 2016.

In order to set up a CBWTF to its maximum perfection, care shall be taken in choosing the right technology, development of CBWTF area, proper designing of transportation system to achieve optimum results.

1.8 Demand- Supply Gap

The Biomedical Waste Management Rules, 2016 stipulates that no occupier shall establish an on-site treatment and disposal facility, if a service of Common Bio-medical Waste Treatment Facility (CBWTF) is available within seventy-five kilometers. There has been a gradual increase in the bio-medical waste generation from the past consecutive years. Present proposal is to utilize 0.58 ha area of land for setting up of Biomedical Waste Treatment Facility. In the Jaunpur Circle (Districts are Bhadohi, Jaunpur, Mirzapur, Prayagraj, Sultanpur, Amethi & Pratabgarh) having total number of beds are 41102 & 10275.50 kg/day and there are three numbers of CBWTF in this area therefore as per the revised guideline of CPCB for CBWTF there is requirement of one more CBWTF in this 75 km radius area.

1.9 Scope of the study

To conduct EIA Study and prepare report for setting up of Common Biomedical Waste Treatment Facility, which is situated at Plot No.C-20 at Sathariya Industrial Development Authority (SIDA) Sathariya Jaunpur, Uttar Pradesh which will be operated accordance to Standard Terms of Reference prescribed by the **SEIAA, U.P TOR File No.7574, Proposal No. SIA/UP/INFRA2/416082/2023**. Copy of TOR is attached as Annexure-I.

1.9.1 Methodology

The Environment Impact Assessment report has been prepared with the following steps:

Establishment of Baseline Environmental Status

A comprehensive database on the baseline environmental status/conditions of the study area has been established through review, compilation & analysis of:

- i) Existing published secondary data/literature/information, and
- ii) Primary data generated/collected through initial site surveys and field study. The field monitoring has been carried out as per the guidelines of CPCB and requirement of the MoEF for one complete season. Field study/monitoring has been conducted on:
 - Soil Quality
 - Water Quality (ground and surface waters)
 - Ambient Air Quality
 - Noise
 - Ecological Aspects
 - Socio- Economic Aspects

1.9.2 Environmental Impact Assessment

The project data/activities has been analyzed & linked with the baseline environmental condition in order to list out the affected environmental parameters and assess the likely impacts on such parameters. Compliance of the project with national standards has been duly checked.

1.9.3 Preparation of Environment Management Plan

Environmental Management Plan (EMP) is the key to ensure a safe and clean environment. The desired results from the environmental mitigation measures proposed in the project may not be obtained without a management plan in order to assure its proper implementation & function. The EMP envisages the plans for the proper implementation of mitigation measures to reduce the adverse impacts arising out of the project activities. EMP has been prepared addressing issues such as:

- ❖ Details of management plans

- ❖ Pollution control/mitigation measures for abatement of the undesirable impacts caused during construction and operational activities
- ❖ Maintenance of water resources and water quality
- ❖ Post project environmental monitoring programme
- ❖ Institutional set up identified/recommended for implementation of the EMP

The study area covers an area of 5 km radius around the proposed project site. Baseline environmental quality of the study area has been assessed based on primary and secondary data collected from various sources supplemented by data generated at site during the period 1st March 2023 to 31st May 2023. Environmental attributes and frequency of monitoring are outlined in Chapter -3.

1.10 Status of Litigation

There are no litigation/ court cases pending against the project as on date.

1.11 Structure of EIA Report

The entire EIA report has been prepared in line with generic structure of EIA document as annexed in EIA Notification, 2006:

Chapter 1: Introduction: This chapter describes the Purpose of the project, Identification of project & project proponent, Brief description of nature, size, location of the project and its importance to the country, region, Scope of the study – details of regulatory scoping carried out (As per Terms of Reference)

Chapter 2: Project Description (Based on pre-feasibility Report): This chapter includes Type of project, Need for the project, Location (maps showing general location, specific location, project boundary & project site layout), Size or magnitude of operation (including associated activities required by or for the project, Proposed schedule for approval and implementation, Technology and process description, Project description (Including drawings showing project layout, components of project etc. Schematic representations of the feasibility drawings which give information important for EIA purpose), Description of mitigation measures incorporated into the project to meet environmental standards, environmental operating conditions, or other EIA requirements (as required by the scope), Assessment of New & untested technology for the risk of technological failure.

Chapter3: Description of the Environment: It covers Study area, period, components & methodology, Establishment of baseline for valued environmental components, as identified in the scope, Base maps of all environmental components.

Chapter 4: Anticipated Environmental Impacts & Mitigation Measures: It includes Details of Investigated Environmental impacts due to project location, possible accidents, project design, project construction, regular operations, final decommissioning or rehabilitation of a completed project, Measures for minimizing and / or offsetting adverse impacts identified, Irreversible and Irretrievable commitments of environmental components, Assessment of significance of impacts (Criteria for determining significance, Assigning significance) and Mitigation measures.

Chapter 5: Analysis of Alternatives (Technology & Site): In case if scoping includes any alternative then it includes description of each alternative, Summary of adverse impacts of each alternative, Mitigation measures proposed for each alternative and Selection of alternative.

Chapter 6: Environmental Monitoring Program: This chapter covers technical aspects of monitoring the effectiveness of mitigation measures (including Measurement methodologies, frequency, location, and data analysis, reporting schedules, emergency procedures, detailed budget & procurement schedules).

Chapter 7: Risk Assessment and additional Studies: This chapter includes Public Consultation, Risk assessment, Social Impact Assessment and Rehabilitation & Resettlement Action Plans.

Chapter 8: Project Benefits: This chapter describes the benefits coming from the project in terms of improvements in the physical and social infrastructure, employment potential –skilled, semi- skilled and unskilled and other tangible benefits.

Chapter 9: Environmental Cost & Benefit Analysis: This chapter describes if recommended at the Scoping stage.

Chapter 10: Environmental Management Plan: This chapter describes the administrative aspects of ensuring that mitigation measures are implemented and their effectiveness monitored after approval of the EIA.

EIA Report of Proposed Development of Common Biomedical Waste Treatment Facility at Plot No. C-20 at Sathariya Industrial Development Authority (SIDA) Sathariya Jaunpur, Uttar Pradesh Project Proponent: M/s R.S. BMW Services

Chapter 11: Summary and Conclusion: It includes overall justification for implementation of the project and Explanation of how, adverse effects have been mitigated

Chapter 12: Disclosure of consultants Engaged: The names of the Consultants engaged with their brief resume and nature of Consultancy rendered.

1.12 Compliance of TOR

TOR Details SEIAA Uttar Pradesh TOR File No.7574, Proposal No. SIA/UP/INFRA2/416082/2023. Copy of TOR is attached as Annexure –I.

Table 1-2: Compliance of TOR

S.NO	TOR	Compliance
I.	Project Details	
i.	Importance and benefits of the project.	<p>Biomedical waste is generated from all health care institutions; nursing homes, clinics, dispensaries, veterinary institutions, animal houses, pathological laboratories, blood banks etc. The responsibility of collection, treatment and safe disposal of all types of solid wastes rests with the generator.</p> <p>A Common Bio-medical Waste Treatment Facility (CBWTF) is proposed to be set up where bio-medical waste, generated from a number of healthcare units, will be suitably treated as per the prescribed procedure & norms laid down in the regulation.</p> <p>Proposed project of setting up of the Common Bio- medical Waste Treatment Facility includes Incinerator, Autoclave, Shredder and Effluent Treatment Plant. The present proposal is to utilize 0.58 ha land for setting up of Biomedical Waste Treatment Facility.</p> <p>In the Jaunpur Circle (Districts are Bhadohi, Jaunpur, Mirzapur, Prayagraj, Sultanpur, Amethi & Pratabgarh) having total number of beds are 41102 & 10275.50 kg/day and there are three numbers of CBWTF in this</p>

EIA Report of Proposed Development of Common Biomedical Waste Treatment Facility at Plot No. C-20 at Sathariya Industrial Development Authority (SIDA) Sathariya Jaunpur, Uttar Pradesh Project Proponent: M/s R.S. BMW Services

		area therefore as per the revised guideline of CPCB for CBWTF there is requirement of one more CBWTF in this 75 km radius area.																		
ii.	Reasons for selecting the site with details of alternate sites examined/rejected/selected on merit with comparative statement and reason/basis for selection. The examination should justify site suitability in terms of environmental damages, resources sustainability associated with selected site as compared to rejected sites. The analysis should include parameters considered along with weightage criteria for short-listing selected site.	The proposed project site is located in Industrial area, Plot No. C-20 at Sathariya Industrial Development Authority (SIDA) Sathariya Jaunpur. As per the revised guideline of CPCB for CBWTF states that <i>"A CBWTF shall preferably be developed in a notified industrial area without any requirement of buffer zone"</i> .																		
iii.	The cost of the Project (capital cost and recurring cost) as well as the cost towards implementation of EMP should be clearly spelt out.	Project Capital Cost Rs. 4.85 Crores EMP capital cost is Rs 45.0 Lakhs and 4 Lakhs is recurring cost of EMP																		
iv.	Details of various waste management units with capacities for the proposed project. Details of utilities indicating size and capacity to be provided	<table border="1"> <thead> <tr> <th>Equipment</th> <th>Capacity</th> <th>Number</th> </tr> </thead> <tbody> <tr> <td>Incinerator (One + one standby)</td> <td>250 kg/hr</td> <td>2</td> </tr> <tr> <td>Autoclave</td> <td>1000 litre/Batch</td> <td>2</td> </tr> <tr> <td>Shredder</td> <td>150 kg/hr</td> <td>1</td> </tr> <tr> <td>Chemical Disinfection Tank</td> <td>1500 Ltr</td> <td>1</td> </tr> <tr> <td>Effluent Treatment Plant</td> <td>10 KLD</td> <td>1</td> </tr> </tbody> </table>	Equipment	Capacity	Number	Incinerator (One + one standby)	250 kg/hr	2	Autoclave	1000 litre/Batch	2	Shredder	150 kg/hr	1	Chemical Disinfection Tank	1500 Ltr	1	Effluent Treatment Plant	10 KLD	1
Equipment	Capacity	Number																		
Incinerator (One + one standby)	250 kg/hr	2																		
Autoclave	1000 litre/Batch	2																		
Shredder	150 kg/hr	1																		
Chemical Disinfection Tank	1500 Ltr	1																		
Effluent Treatment Plant	10 KLD	1																		
v.	List of waste to be handled and their characteristics. Details of temporary storage facility for storage of Bio-medical waste at project site.	All the details of waste are given in Chapter -2 of EIA report																		
vi.	Other chemicals and materials required with quantities and storage capacities.	No such chemical will be stored.																		
vii.	Detailed design of pre-treatment and waste stabilization facility of Bio-medical waste.	Autoclave waste will be pretreated in disinfection tank for pretreatment.																		
viii.	Project proponents would also submit a write up on how their project proposal conform to the stipulations made in the " Bio-Medical Waste Management Rules, 2016 ", notified by the MoEF&CC on 28th March, 2016.	Point wise compliance of Bio-Medical Waste Management Rules, 2016 ", notified by the MoEF&CC on 28th March, 2016 will be given in Chapter-2.																		

EIA Report of Proposed Development of Common Biomedical Waste Treatment Facility at Plot No. C-20 at Sathariya Industrial Development Authority (SIDA) Sathariya Jaunpur, Uttar Pradesh Project Proponent: M/s R.S. BMW Services

ix.	Process description along with major equipment and machineries, process flow sheet (quantitative) from Bio-Medical waste material to disposal to be provided.	Process description along with major equipment and machineries, process flow sheet is detailed in Chapter -2.
x.	Details of man-power requirement (regular and contract).	Total manpower will be 25 on regular basis and 50 will be on contract basis.
xi.	A detailed layout of the project site indicating all the project components.	Detailed lay out is given in Chapter -2
II.	Road and Traffic	
xii.	Submit the details of the road/rail connectivity along with the likely impacts and mitigative measures	The proposed site is located at E-46, Industrial area, Plot No. C-20 at Sathariya Industrial Development Authority (SIDA) Sathariya. The nearest road adjacent to the site is industrial road no- 10. NH-31 is about Approx. 1.12 Km towards North. The nearest Railway station Badshahpur, Uttar Pradesh is about 4.05 Km West from the site
xiii.	Examine the details of transportation of Bio-Medical wastes, and its safety in handling.	The details of transportation of Bio-Medical wastes, and its safety in handling is given in Chapter -2
III	Land Environment	
xiv.	Detailed soil analysis of the site including its permeability, water holding capacity be included.	Soil analysis report of site including its permeability, water holding capacity is given in Chapter -3.
xv.	Submit the present land use and permission required for any conversion such as forest, agriculture etc.	The present land of the project site is industrial land, and no need of for any conversion is required.
xvi.	Specify the land area and space allotted for each activity proposed within the facility. The area requirements for each activity shall be calculated as per the CPCB guidelines for the specified activity.	Specify the land area and space allotted for each activity proposed within the facilities is given in Chapter -2.
xvii	Status of the land purchases in terms of land acquisition Act. If acquisition is not complete, stage of the acquisition process and expected time of complete possession of the land	Land document is attached is as Annexure - II.

EIA Report of Proposed Development of Common Biomedical Waste Treatment Facility at Plot No. C-20 at Sathariya Industrial Development Authority (SIDA) Sathariya Jaunpur, Uttar Pradesh Project Proponent: M/s R.S. BMW Services

xviii.	The EIA would address to the conformity of site to the stipulations as made in the Bio-Medical Waste Management Rules, 2016 and Hazardous and Other Wastes (Management and Trans-boundary Movement) Rules, 2016 and will have a complete chapter indicating conformity to the said rules. NOC shall be obtained from State Pollution Control Board/Committee (SPCB/SPCC) regarding site suitability for establishment of Bio-Medical Waste Treatment Facilities.	Yes, the site to the stipulations as made in the Bio-Medical Waste Management Rules, 2016. Copy of CTE is attached as Annexure III. <table border="1" data-bbox="847 461 1402 792"> <thead> <tr> <th>Equipment</th> <th>Capacity</th> <th>Number</th> </tr> </thead> <tbody> <tr> <td>Incinerator (One + one standby)</td> <td>250 kg/hr</td> <td>2</td> </tr> <tr> <td>Autoclave</td> <td>1000 litre/Batch</td> <td>2</td> </tr> <tr> <td>Shredder</td> <td>150 kg/hr</td> <td>1</td> </tr> <tr> <td>Chemical Disinfection Tank</td> <td>1500 Ltr</td> <td>1</td> </tr> <tr> <td>Effluent Treatment Plant</td> <td>10 KLD</td> <td>1</td> </tr> </tbody> </table>	Equipment	Capacity	Number	Incinerator (One + one standby)	250 kg/hr	2	Autoclave	1000 litre/Batch	2	Shredder	150 kg/hr	1	Chemical Disinfection Tank	1500 Ltr	1	Effluent Treatment Plant	10 KLD	1
Equipment	Capacity	Number																		
Incinerator (One + one standby)	250 kg/hr	2																		
Autoclave	1000 litre/Batch	2																		
Shredder	150 kg/hr	1																		
Chemical Disinfection Tank	1500 Ltr	1																		
Effluent Treatment Plant	10 KLD	1																		
xix.	Post project reclamation management program with financial allocation.	There will be no landfill site therefore no site reclamation management program will be proposed.																		
IV.	Environmental Monitoring and Management																			
xx.	Examine and submit the details of on line pollutant monitoring.	All pollutant which are mentioned in CPCB guideline for CBWTF are monitored regularly and online stack monitoring system and ambient monitoring system will be installed at site.																		
xxi.	Project proponent must ensure Good Combustion Practice (GCP) to reduce the possibilities of formation of 'Total dioxins and furans'. In addition, GCP must be coupled with appropriate End-of-the-pipe treatment at low temperature to reduce the emission of 'Total dioxins and furans' below the standards. Further, the project proponent must provide detailed Standard operating procedure (SOPs) for sampling and monitoring of 'Total dioxins and furans'.	Yes, will ensure Good Combustion Practice (GCP) to reduce the possibilities of formation of 'Total dioxins and furans. In addition, GCP must be coupled with appropriate. Combustion efficiency (CE) will be at least 99.00%.																		
xxii.	Environmental Management Plan should be accompanied with Environmental Monitoring Plan and environmental cost and benefit assessment. Regular monitoring shall be	Environmental Monitoring Plan and environmental cost and benefit assessment.																		

EIA Report of Proposed Development of Common Biomedical Waste Treatment Facility at Plot No. C-20 at Sathariya Industrial Development Authority (SIDA) Sathariya Jaunpur, Uttar Pradesh Project Proponent: M/s R.S. BMW Services

	carried out for odour control.	
xxiii.	Water quality around the landfill site shall be monitored regularly to examine the impact on the ground water.	Not applicable as landfill site is not proposed in CBWTF.
xxiv.	A detailed draft EIA/EMP report should be prepared in accordance with the above additional TOR and should be submitted to the Ministry in accordance with the Notification.	The Final EIA /EMP report is prepared in accordance with the TOR and should be submitted to the MOEF &CC.
xxv.	Air Quality Index shall be calculated for base level air quality.	Air Quality level is given in chapter -3
xxvi.	Baseline data on Ground water quality is required.	Ground water quality report of the study area is given in Chapter -03.
xxvii	Possible carbon footprint contribution from each activities and mitigation measures proposed shall be included as part of Environment Management Plan.	Detailed pollution control and mitigation measures are given in Chapter -4.
V.	Waste Management	
xxviii	Examine and submit details of the proposed odour control measures.	Best management practice will be adopted to control the odour.
xxix.	The storage and handling of Bio-Medical wastes shall be as per the Bio-Medical Waste Management Rules, 2016.	Yes, storage and handling of Bio-Medical wastes shall be done as per the Bio-Medical Waste Management Rules, 2016
xxx.	Details of storage and disposal of pre-processing and post-processing rejects/inerts and products. List of proposed end receivers for the rejects/inerts/products should be provided. MoUs to be submitted in this regard.	
xxxi.	Details of hazardous/solid waste generation and their management.	Details of hazardous waste/solid waste are detailed in chapter -2.
VI.	Water Environment	
xxxii.	Detailed hydro-geological studies and possible impact if any accidental contamination occurs shall be included.	There will be no interaction of ground water therefore no hydro-geological studies are required and no accidental contamination occurs shall be included.
xxxiii.	Examine and submit details of monitoring of water quality around the landfill site.	Landfill is not proposed in CBWTF. Therefore, monitoring of water quality around the landfill site is not applicable.
xxxiv.	Examine and submit details of impact on water body and mitigative measures during rainy season.	There will be no impact on water body.
xxxv.	Details of Drainage of the project up to	Drainage of project up to 5 km radius of

EIA Report of Proposed Development of Common Biomedical Waste Treatment Facility at Plot No. C-20 at Sathariya Industrial Development Authority (SIDA) Sathariya Jaunpur, Uttar Pradesh Project Proponent: M/s R.S. BMW Services

	5 km radius of study area. If the site is within 1 km radius of any major river, peak and lean season river discharge as well as flood occurrence frequency based on peak rainfall data of the past 30 years. Details of Flood Level of the project site and maximum Flood Level of the river shall also be provided.	study area. There is no any major river in 1km radius.
VII.	Water Management	
xxxvi.	Details of effluent treatment and recycling process.	ETP (10 KLD) will be installed at site and treated water from ETP will be reused for scrubbing and green belt development
xxxvii.	A certificate from the local body supplying water, specifying the total annual water availability with the local authority, the quantity of water already committed, the quantity of water allotted to the project under consideration and the balance water available. This should be specified separately for ground water and surface water sources, ensuring that there is no impact on other users.	Source of water is ground water. NOC is exempted for abstraction of ground water as this is an MSME project and water requirement is less than 10 KLD.
VIII.	Energy Management	
xxxviii.	A certificate of adequacy of available power from the agency supplying power to the project along with the load allowed for the project.	Proposed – 62.5 KVA power load is required for the proposed CBWTF. Source of power is UPPCL
IX.	Disaster Management Plan	
xxxix.	Submit details of a comprehensive Disaster Management Plan including emergency evacuation during natural and man-made disaster.	The details of Disaster Management Plan is give in Chapter -7
xl.	Hazard identification and proposed mitigation measures.	Details are given in Chapter -7 of EIA report.
X.	Green Belt	
Xli	A detailed Plan for green belt development.	Detail plan for green belt development is given in Chapter-10 of the EIA report.
XI.	Socioeconomic Environment	
Xlii	Public hearing to be conducted for the project in accordance with provisions of Environmental Impact Assessment Notification, 2006 and the issues raised by the public should be addressed in the Environmental Management Plan. The Public Hearing should be conducted	As the proposed project is located in the Industrial area therefore the project is exempted for the Public hearing.

EIA Report of Proposed Development of Common Biomedical Waste Treatment Facility at Plot No. C-20 at Sathariya Industrial Development Authority (SIDA) Sathariya Jaunpur, Uttar Pradesh Project Proponent: M/s R.S. BMW Services

	based on the ToR letter issued by the Ministry and not on the basis of Minutes of the Meeting available on the web-site.	
X1iii.	The project proponents shall satisfactorily address all the complaints/suggestions that have been received against the project till the date of submission of proposals for Appraisal.	No complaints/suggestions are received at the time of Final EIA report submission.
XII.	Court Cases	
x1iv.	Details of litigation pending against the project, if any, with direction /order passed by any Court of Law against the Project should be given.	No, litigation pending against the project.
XIII	Miscellaneous	
x1v	Any further clarification on carrying out the above studies including anticipated impacts due to the project and mitigative measure, project proponent can refer to the model ToR available on Ministry website http://moef.nic.in/Manual/Incinerator	Yes, we have referred model ToR available on Ministry website.

2 PROJECT DESCRIPTION

Proposed Common Bio Medical Waste Treatment Facility (CBWTF) by M/s R.S. BMW Services is located at Plot No. C-20 at Sathariya Industrial Development Authority (SIDA) Sathariya where bio-medical waste generated from various healthcare units, are suitably treated to reduce adverse effects that these wastes may pose. The Bio-medical Waste Management Rules, 2016 makes it mandatory for the biomedical waste generators within 75 km distance to get the biomedical waste treated and disposed of through CBMWTF.

In the Jaunpur Circle (Districts are Bhadohi, Jaunpur, Mirzapur, Prayagraj, Sultanpur, Amethi & Pratabgarh) having total number of beds are 41102 & 10275.50 kg/day and there are three numbers of CBWTF in this area therefore as per the revised guideline of CPCB for CBWTF there is requirement of one more CBWTF in this 75 km radius area. The Gap analysis report is attached as Annexure-V.

2.1 Need for the Project

In need of professional attention for effective management to contain costs on the one hand and enhance efficiencies on the other, M/s R.S. BMW Services has proposed for development of Common biomedical waste treatment facility (CBWTF) for biomedical waste generation in the district of Jaunpur of Uttar Pradesh. The project aims to cater the biomedical waste generated from nearby health care facilities and medical institutions from the proposed site. Currently, there is no other Common Biomedical Waste Treatment Facilities operational in in 75 km area as shown in Figure 2. As per the CPCB guidelines, a CBWTF can be located at a place reasonably far away from notified residential and sensitive areas and should have a buffer distance of preferably 500m so that it shall have minimal impact on these areas.

EIA Report of Proposed Development of Common Biomedical Waste Treatment Facility at Plot No. C-20 at Sathariya Industrial Development Authority (SIDA) Sathariya Jaunpur, Uttar Pradesh Project Proponent: M/s R.S. BMW Services

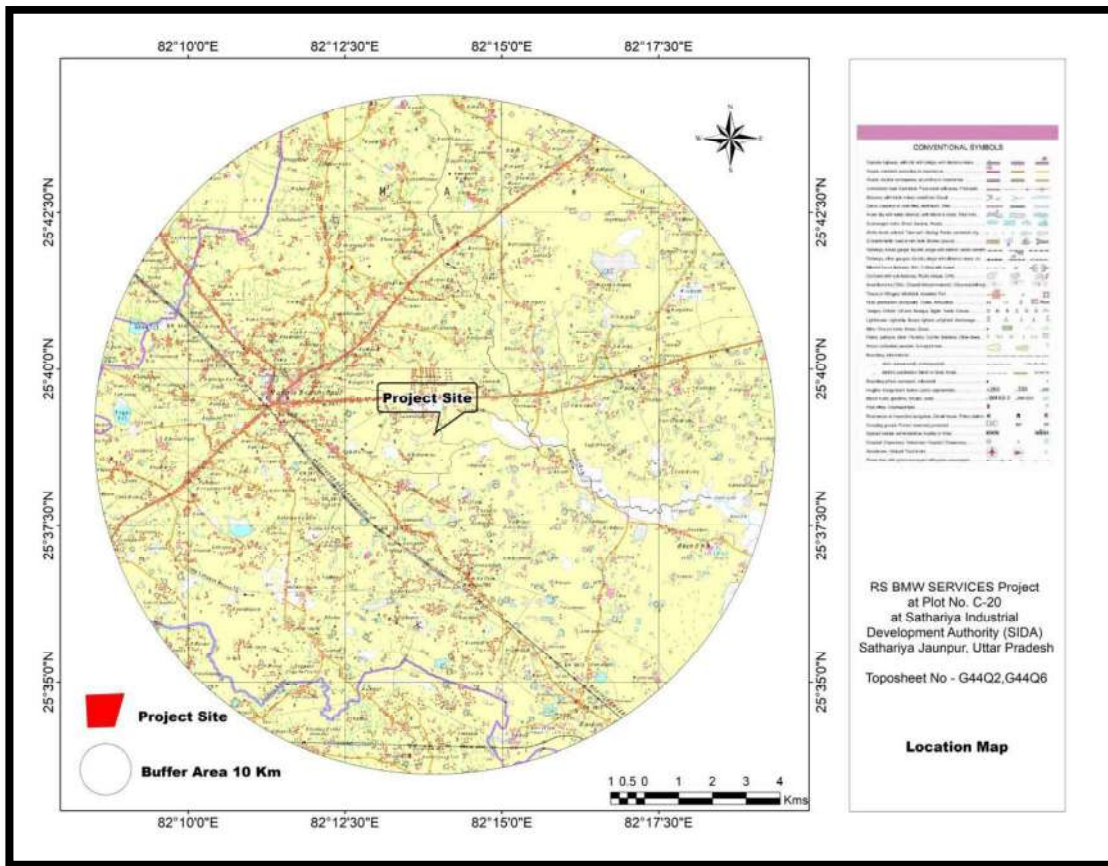


Figure 2-1: Location on Topo sheet

2.2 Site selection criteria

As per the Revised Guidelines for Common Bio-medical Waste Treatment Facilities- *A CBWTF shall preferably be developed in a notified industrial area without any requirement of buffer zone.* The proposed project area is fall into notified industrial area at Plot No.C-20 at Sathariya Industrial Development Authority (SIDA) Sathariya.

2.3 Environmental Setting of the Project

The details of the Environment setting project are shown in below Table.

EIA Report of Proposed Development of Common Biomedical Waste Treatment Facility at Plot No. C-20 at Sathariya Industrial Development Authority (SIDA) Sathariya Jaunpur, Uttar Pradesh Project Proponent: M/s R.S. BMW Services

Table 2-1: Environment setting project

S. No.	Particulars	Details
1.	Topo-sheet no.	G44Q2, G44Q6
2.	Elevation	110 meter
3.	Nearest settlement	Sarai Dingur, approx. 1.23 km towards South-West
4.	Nearest major town	Jaunpur, approx. 46.0 km in ENE direction
5.	Nearest highway	NH-31, approx. 1.12 km in North direction NH-319D, approx. 4.62 km in West direction
6.	Nearest railway Station	Badshahpur Railway Station, approx. 4.05 km towards West direction Nibhapur Railway Station, approx. 4.50 km in South direction
7.	Nearest major Airport	Lal Bahadur Shastri International Airport, approx. 65 km in South- East direction
8.	Nearest tourist Places	Nil (Within 15 kms of study area)
9.	Defense Installations	Nil (Within 15 kms of study area)
10.	Archaeologically Listed important Place	Nil (Within 15 kms of study area)
11.	Ecological sensitive Zones	Nil (Within 15 kms of study area)
12.	Reserved/Protected Forest	Nil (Within 15 kms of study area)
13.	Nearest Streams/Rivers	Varna River: 8.13 km (SSE)
14.	Seismic zone	Seismic zone- IV

2.4 Size and magnitude of Operation

The proposed facility is extended up to 0.58 ha land. The total cost of the project is estimated to be Rs. 4.85 Cr. The proposed equipment's to be installed in the plant are mentioned in table below.

Table 2-2: Proposed equipment's in the plant

Equipment	Capacity	Number
Incinerator (One + one standby)	250 kg/hr	2
Autoclave	1000 litre/Batch	2
Shredder	150 kg/hr	1
Chemical Disinfection Tank	1500 Ltr	1
Effluent Treatment Plant	10 KLD	1

EIA Report of Proposed Development of Common Biomedical Waste Treatment Facility at Plot No. C-20 at Sathariya Industrial Development Authority (SIDA) Sathariya Jaunpur, Uttar Pradesh Project Proponent: M/s R.S. BMW Services

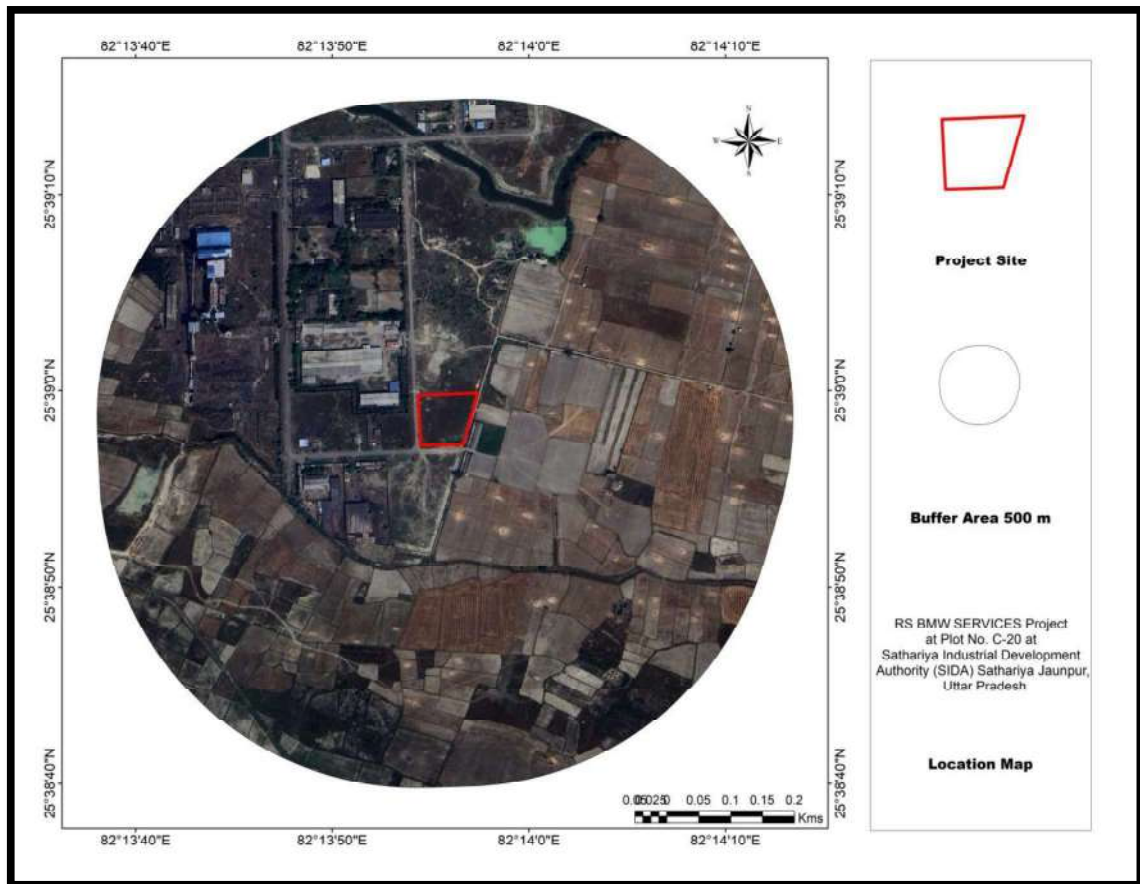


Figure 2-2: Buffer map of the study area

2.5 Land requirement and availability

M/s R.S. BMW Services has proposed to setup the Common Biomedical Waste Treatment Facility at is located at Plot No.C-20 at Sathariya Industrial Development Authority (SIDA) Sathariya. The present proposal is to utilize 0.58 hectare land for setting up of Biomedical Waste Treatment Facility.

2.5.1 Land Ownership Details

Land Documents are attached as Annexure II. The proposed project is located within the notified industrial area Sathariya Industrial Development Authority (SIDA) Sathariya Jaunpur.

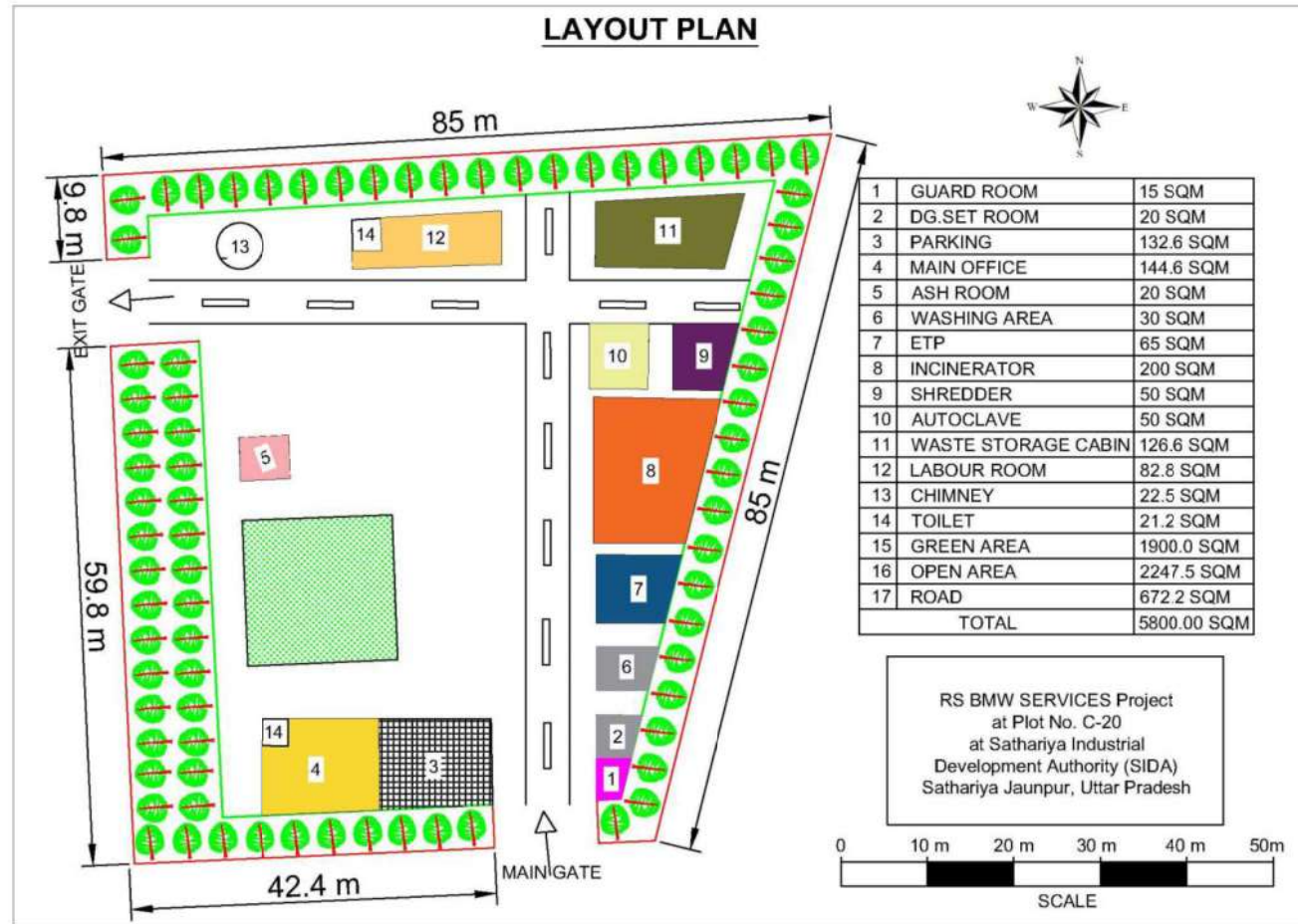


Figure 2-3: Layout plan of the site

EIA Report of Proposed Development of Common Biomedical Waste Treatment Facility at Plot No. C-20 at Sathariya Industrial Development Authority (SIDA) Sathariya Jaunpur, Uttar Pradesh Project Proponent: M/s R.S. BMW Services



Figure 2-4: Site Photographs

2.5.2 Alternate Sites

The proposed projects have no alternative site. The proposed project site is located in Industrial area, Plot No. C-20 at Sathariya Industrial Development Authority (SIDA) Sathariya Jaunpur. As per the revised guideline of CPCB for CBWTF states that.

“A CBWTF shall preferably be developed in a notified industrial area without a requirement of buffer zone”.

Process of Biomedical Waste collection, storage, treatment and disposal

The flow chart of process of collection, transportation, storage, treatment and disposal of biomedical waste is shown in figure-2-5 below.

EIA Report of Proposed Development of Common Biomedical Waste Treatment Facility at Plot No. C-20 at Sathariya Industrial Development Authority (SIDA) Sathariya Jaunpur, Uttar Pradesh Project Proponent: M/s R.S. BMW Services

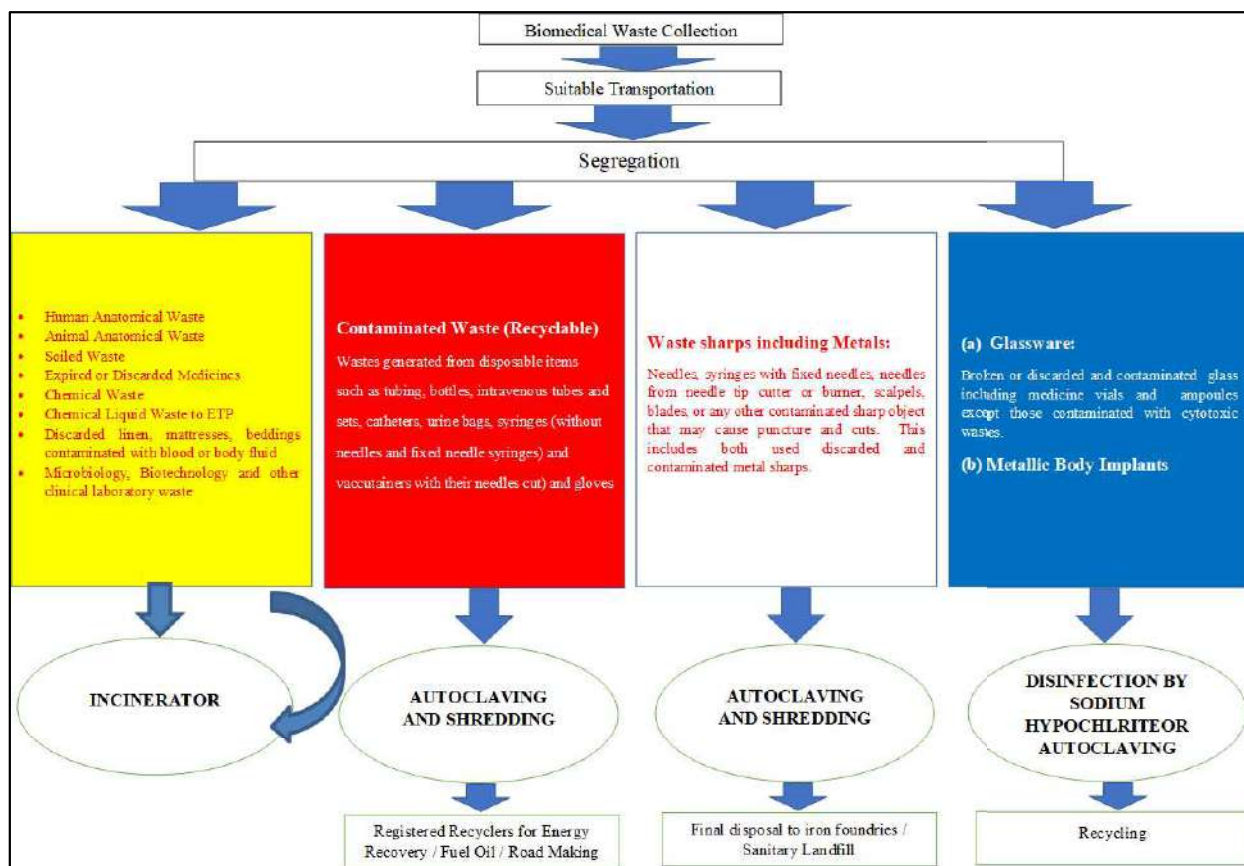


Figure 2-5: Process Flow Diagram

2.5.3 Collection of Biomedical Waste from Hospitals

The health care facility shall be advised to segregate the waste and enable trained personnel to carefully pack the waste as it contains sharps, solid waste etc. The waste collected shall be endorsed by issuing a small manifest. It is also realized that the Bio-medical Waste shall be collected every day and not be delayed more than 48 hours as it has tendency to give out odour & deteriorate with long standing storage. The collection of the waste from hospital and its movement to the carrying vehicle shall be properly managed by avoiding any spillage in the path. It is intended to have 5 closed vehicles (E.g. dimension size of 14ft x 6ft x 5.5ft with carrying capacity 3000kg) for collection and transportation of biomedical waste to CBWTF covering all the 4 districts proposed to cater within 75 km radius.

2.5.4 Transportation of the Waste to CBWTF

Proper fully covered dedicated vehicles shall be used for transportation of biomedical waste from healthcare facility to the treatment facility. The personnel hired for the transportation will be licensed driver and shall be trained for specific requirements of collection of infectious biomedical waste the bins containing the waste shall be stacked in a manner to avoid overturning in case of jerks. The Waste bins shall be unloaded from the trucks manually by trained staff at the facility wearing a persona viz. Overalls, Gloves, Gum Boots etc. ensuring there are no health impacts during the process. The dedicated vehicle for transportation of waste shall have following features;

- (I) Separate cabins shall be provided for driver/staff and the bio-medical waste containers.
- (II) The base of the waste cabin shall be leak proof to avoid pilferage of liquid during transportation.
- (III) The waste cabin may be designed for storing waste containers in tiers.
- (IV) The waste cabin shall be so designed that it is easy to wash and disinfect.
- (V) The inner surface of the waste cabin shall be made of smooth surface to minimize water retention.
- (VI) The waste cabin shall have provisions for sufficient openings in the rear and/or sides so that waste containers can be easily loaded and unloaded.
- (VII) The vehicle shall be labeled with the bio-medical waste symbol (as per the schedule iii of the rules) and display the name, address and telephone number of the CBWTF.
- (VIII) The vehicle will be fitted with GPS system for tracking.

Depending upon the area to be covered under the CBWTF, the route of transportation shall be worked out. The transportation routes of the vehicle shall be designed for optimum travel distance and to cover maximum number of healthcare units. As far as possible, the transportation shall be carried out during non-peak traffic hours. It shall be ensured that the total time taken from generation of bio-medical waste to its treatment, which also include collection and transportation and treatment time, shall not exceed 48 hours.

2.5.5 Storage

The proposed CBWTF will have storage area. The storage shed consists of different cells for storing different kinds of bio-medical waste. The storage building is an enclosed structure with sufficient ventilations. The bio medical waste can be directly stored in dumper containers with lids of suitable size. The storage area will be at the entry point of the CBWTF to unload and store all biomedical wastes that have been transported to the facility by vehicle. The front portion of the room shall be utilized for unloading the wastes from the vehicle and back or side portion shall be utilised for shifting the wastes to the respective treatment equipment. The room where waste is unloaded the floor shall be made impermeable so that any liquid spilled during unloading does not percolate into the ground. The liquid generated during handling of wastes and washing, shall be diverted to the inlet of ETP.

In the main storage room, wastes shall be stacked with clear distinction as per the color coding of the containers. From here, the coloured containers will be sent to the respective treatment equipment.

2.5.6 Treated Waste Storage

After autoclaving the wastes will be segregated and stored in the treated waste storage area. Plastic waste will stored after shredding. Plastics, metals, glass will be stored separately. Waste having recycle value will be sold to registered or authorized recyclers. Disinfection and Destruction.

Upon receipt at the facility, wastes containers shall be unloaded. Wastes based on their colour codes shall be separated and properly treated and disposed of as per MoEF&CC rules the incinerable waste shall be loaded into the incinerator while autoclavable shall be loaded into the autoclave for dis-infection. Residue from incinerator units shall be disposed into a landfill and waste from autoclave shall send to authorized recyclers.

2.5.7 Treatment of Waste

The segregated waste shall be subjected to treatment in accordance to procedure prescribed in Biomedical Rules and CPCB guidelines.

2.5.7.1 Incineration

Incineration is a waste treatment process that involves the combustion of organic substances contained in waste materials. As being high temperature thermal process employing combustion of the waste under controlled condition for converting it into inert material and gases.

A process combination of pyrolysis and controlled air combustion, where heat and air for combustion is regulated in such a way as to first volatilise/gasify the waste in conditions of inadequate air, i.e., below stoichiometric air conditions and heat and then totally destroy it in adequate heat and excess air, thereby making the end products environmentally safe.

The primary purpose of incineration is to burn the waste to ashes through a combustion process. Proposed project intends to setup a 250Kg/hr incinerator. The unit shall be a dual chambered incinerator. The primary chambers primary purpose would be combustion of the waste materials into safe end products (ash). The temperature of the primary chamber would be 850°C and above wherein, wastes shall be completely destroyed. The primary chamber would have an attached burner with auxiliary fuel supply to augment the fuel requirements and ensure maintenance of temperatures. The purpose of the secondary chamber would be to burn the off gases and ensure safe end products (gaseous). The secondary chamber would operate at a temperature of 1050°C and above. The gases would be completely burnt and safe gases then shall be let out of the incinerator unit. The incinerator shall be completely automated with control panel and continuous recording of temperatures. The entire system is very simple and is easy to operate. The system is environmentally safe without any hazard.

The size of the opening through which the waste is charged shall be larger than the size of the waste bag to be fed. Volume of the primary chamber shall be five times the volume of one batch. Pressure gauges shall be provided on the primary and secondary air ducting. Combustion air measurement through flow transmitter should be provided and the display shall be in PLC. "Controlled air" incineration principle shall be followed, as particulate matter emission will be low. The combustion air shall be supplied through a separate fan after accounting for the air supplied through the burners. Air supply in the primary and secondary chamber may be regulated between 30%-80% and 170%-120% of stoichiometric requirement respectively. Primary air shall be admitted near / at the hearth for better contact.

Flow meter/suitable flow measurement device shall be provided on the primary & secondary air ducting. The combustion air shall be supplied through a separate forced draft fan after accounting for the air supplied through burners. The pressure in the incineration chambers under all circumstances should be lower than the ambient pressure in the room where the incinerator is installed A minimum negative draft of 1.27 to 2.54 mm of Water Column (WC) shall be

maintained in the primary chamber to avoid leakage of gaseous emissions from the chamber and fitted with WC measurement mechanism (eg. U-tube manometer etc.) or digital display provision and connected with PLC.

The waste shall be fed into the incinerator in small batches (about 15-20% of total capacity of the incinerator) after the fixed interval of time in case of fixed hearth incinerator and continuous charging using appropriate feeding mechanism in case of rotary kiln incinerator or as recommended by the manufacturer, depending on the capacity of the incinerator. The size of the hearth i.e. primary chamber shall be designed properly. The sides and top of the primary and secondary chamber shall have rounded corners from inside to avoid possibility of formation of black or cold pockets/dead zones. The size of the secondary chamber shall be properly designed so as to facilitate a minimum of two seconds residence time to ensure combustion of the gas flow, unburnt material such as volatiles, smoke and soot. For the estimation of residence time in the secondary chamber its volume shall be calculated starting from the secondary burner tip to the thermocouple.

Incinerator walls shall be protected with insulated fire bricks/refractory system. The refractory lining of the chamber shall be strong enough to sustain thermal shocks i.e., minimum temperature of 1000° C in the primary chamber and 1050 +/- 50 ° C in the secondary chamber. The refractory & insulation bricks shall have suitable thickness each & shall conform to IS: 8-1994 & IS: 2042-2006 respectively. However, in case the bio-medical waste incinerator operator wishes to treat outdated medicines or cytotoxic waste, the refractory lining of the chamber shall be designed suitably in conform to IS Specifications for bricks or refractory to withstand minimum temperature of 1200° C in secondary chamber. The incinerator combustion chamber(s) should be designed for easy maintenance of all internal parts including the refractory and insulation.

The materials used in the individual parts of the incinerator shall be heat resistance and shall withstand against the mechanical properties, oxidation, corrosion, etc. The Incinerator shell shall be made of mild steel plate of adequate thickness (minimum 5 mm thick) & painted externally with heat resistant aluminum paint suitable to withstand temperature of 250°C with proper surface preparation and also the outside surface temperature of the incinerator casing being touched during normal operations should not exceed 45 to 50 °C above ambient temperature and should

be provided with a safety measure in the form of a spikes or mesh around hot surface which will prevent direct touch.

Refractory lining of all the hot ducts shall be done with refractory castable & insulating castable. Good quality Ceramic wool shall be used at all hot duct flanges & expansion joints.

The thermocouple sensor location shall be after tip of the burner and before exit of the incinerator chambers as follows:

There shall be separate burners for both Primary and Secondary Chamber. One or more separate burners each for primary and secondary chambers may be required depending on diameters of the incinerator chambers to maintain desired temperatures in the incinerator chambers. The temperature of Primary and Secondary chambers shall be maintained 800°C and 1050±50°C respectively. The burners shall have automatic switches. However, considering the life of refractory and also to avoid cracks in the refractory, pre-heating and cooling should be done gradually before and after incineration process. Also, the Incinerators (combustion chambers) shall be able to incinerate the waste so as to achieve the Total Organic Carbon (TOC) content in the slag and bottom ashes less than 3% or their Loss on Ignition (LoI) shall be less than 5% of the dry weight.

The burners shall have automatic switching "off/on" control to avoid the fluctuations of temperatures beyond the required temperature range. Each burner shall have spark igniters and main burner. Proper flame safeguard provision of the burner shall be installed. View port shall be provided to both the chambers. Burner retracting mechanism in both the chambers to safeguard the burners. (d) Provide projected type of observation or view ports (high-temperature glass with a metal closure provision) to observe visual condition of the burning process and waste/ash accumulation in the combustion chamber. Neither heat, flame nor particles should be able to pass through the observation or viewport. The flame of the Primary chamber shall be pointing towards the centre of the hearth shall be having a length such that it touches the waste but does not impinge directly on the refractory floor or wall. The Secondary burner shall be positioned in such a way that the flue gas passes through the flame. The automatic feeding mechanism shall be provided with the Incinerator.

There shall not be any manual handling during charging of waste in to the primary chamber of the incinerator. The waste shall be charged in bags through automatic feeding device at the manufacturer's recommended intervals ensuring no direct exposure of furnace atmosphere to the incinerator operator. The device shall prevent leakage of the hot flue gas & any backfire. The waste shall be introduced on the hearth in such a way so as to prevent the heap formation. Suitable raking arrangement shall be provided for uniform spreading of waste on the hearth.

A tamper-proof PLC (Programmable Logic Control) based control system or SCADA in case of all the upcoming new incinerator with higher capacity (i.e., more than 250 Kg/hour) shall be installed to prevent: (a) Opening of waste charging door while the incinerator is in operation with burning of waste or while the incinerator chamber is having temperature is less than 750°C and if the temperature in primary chamber is higher than 850°C. Waste charging in case of any unsafe conditions such as very high temperature in the primary & secondary chambers. (b) failure of the combustion air fan, ID fan, recirculation pumps; (c) low water pressure & high temperature of the flue gas at the outlet of air pollution control device.

The incineration system must have an automatic emergency vent designed with a provision of valves and a compressor. The emergency vent shall remain closed and such provision it shall not emit flue gases or leakages during normal operation of the incinerator. Each incineration system shall have graphic or computer recording devices which shall automatically and continuously monitor and record dates, time of day, batch sequential number and operating parameters such as temperatures in both the chambers as well as stack exit gas. Flue gas parameters such as CO, CO₂, and O₂ as well as other relevant parameters in gaseous emission as set by the prescribed authority shall also be measured during the operation of the incineration using continuous emission monitoring system (CEMS).

Provision of heat recovery system/heat exchanger with the incinerator shall also be considered wherever possible or feasible. Pre-heating of combustion air shall be practiced wherever possible. Structural design of the chimney / stack shall be as per IS: 6533-1989. The chimney/stack shall be lined from inside with natural hard rubber suitable for the duty conditions and shall also conform to IS:4682 Part I-1994 or suitable thickness of Fibre Reinforced Plastic (FRP) lining also be used to avoid corrosion due to oxygen and acids in the flue gas.

The incinerator should have alarm system to alert the incinerator in the event of power failure, non-operation of the APCD, not maintaining adequate temperatures in primary and secondary chambers or in case of any emergency including the following:

- Deviation from permitted range of pH of the scrubbed liquid;
- Deviation from permitted range of ID Fan Temperature;
- Low level of diesel;
- Low temperature of primary chamber at the time of waste feeding;
- Exceeding of outlet water temperature
- Fault in chimney lighting arrestor;
- Failure of water and electricity supply; and
- Failure of solenoid valve of any of the burners.

Relevant operating parameters as per technology provider/design requirement. The incinerator should have instruction plate(s) attached in a prominent location on the unit that clearly addresses:

- Cleaning ashes and slag from the combustion chamber(s) and cleaning of combustion air openings before starting the incinerator and
- Operating procedures and instructions. These should include proper start-up procedures, normal shut-down procedures, emergency shut-down procedures, and procedures for loading waste.

All the measuring devices attached with the incinerator shall have digital display and have provision of connecting to the recording system, which includes fuel meter and separate energy meter.

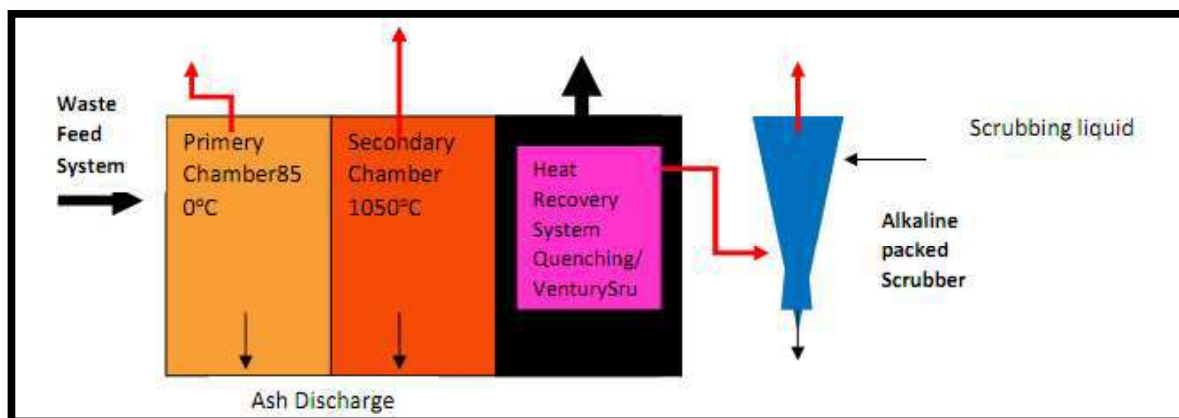


Figure 2-6: Diagrammatic view of Incinerator

2.5.8 Air Pollution Control Device (APCD)

The gases after being burnt at 1050°C shall be run into a ventury scrubber followed by a flooded scrubber with water quenching arrangement. The scrubber shall be an alkaline scrubber to neutralise the gases and ensure trapping of any pollutants escaping into the environment. The purpose of water quenching is to reduce the temperature of the gases which are at high temperature. The clean gases are let out into the environment. The scrubbed water shall be collected into a sump, where the water is neutralised, and then sent into a cooling tower from where the water is recirculated into the scrubber after cleaning them of their particulates by way of pressure sand filter and activated carbon filter. The system is thus a zero discharge system in terms of water discharges and is pollution free.

Autoclave

An autoclave is a specialized piece of equipment designed to deliver 121°C temperature under 15 psi pressures to a chamber, with the goal of decontaminating or sterilizing the contents of the chamber. Decontamination is the reduction of contamination to a level where it is no longer a hazard to people or the environment. Intends to establish an autoclave with above principle. To ensure safety and quality control, all bio-hazardous materials and items contaminated with potentially infectious agents should be decontaminated before use or disposal. Such items include, but are not limited to: culture media, surgical instruments, laboratory equipment, glassware, and biomedical waste including sharps.

EIA Report of Proposed Development of Common Biomedical Waste Treatment Facility at Plot No. C-20 at Sathariya Industrial Development Authority (SIDA) Sathariya Jaunpur, Uttar Pradesh Project Proponent: M/s R.S. BMW Services

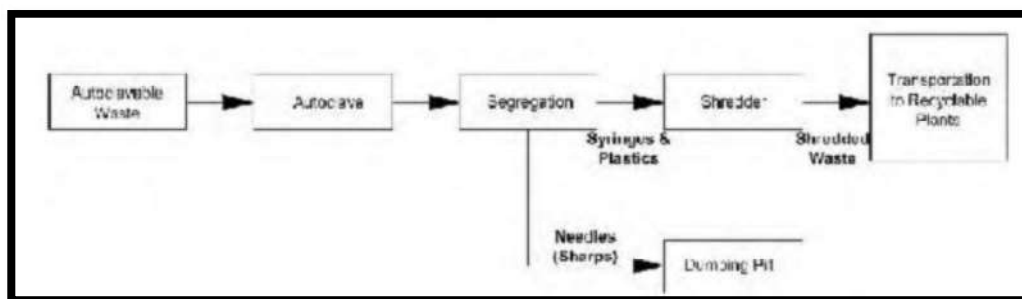


Figure 2-7: Process Flow Diagram of Autoclave

Shredder

Shredding is a process by which waste are de-shaped or cut into smaller pieces so as to make the waste unrecognizable. Shredding is a process by which waste are de-shaped or cut into smaller pieces so as to make the waste unrecognizable. Shredder has non-corrosive sharp blades capable for shredding of plastic waste, sharps, bottles, needles, tubing's, and other general waste. The low speed two shaft systems is effective for bottles, needles, tubing's, and other general waste. The low speed two shaft systems is effective for shredding hard and solid waste. Environment intends to establish a Shredder, thus rendering the waste free from infection. The dis-infected waste shall then be segregated into HDPE, PP, rubber, latex, glass and metal. The segregated materials shall then be shredded completing the process of dis-infection sent to recycler approved by UPPCB.

Waste Treatment and Disposal Scheme

Depending on the category/nature of the waste the following treatment and disposal method are employed according to Bio-medical Waste Treatment Rules 2016.

Table 2-3: Treatment and disposal method are employed according to Bio-medical Waste Treatment Rules 2016

Category	Type of Waste	Type of Bag or Container to be used	Treatment and Disposal options
YELLOW	Human tissues, organs, body parts and fetus below the viability period (as per the Medical Termination of Pregnancy Act 1971, amended from time to time).	Yellow coloured non-chlorinated plastic bags	Incineration or Plasma Pyrolysis or deep burial
	Animal Anatomical Waste: Experimental animal carcasses, body parts, organs, tissues, including the waste generated from animals used in experiments or testing in veterinary hospitals or colleges or animal houses.		
	Soiled Waste: Items contaminated with blood, body fluids like dressings, plaster casts, cotton swabs and bags containing residual or discarded blood and blood components.		Incineration deep burial* or Plasma Pyrolysis or In absence of above facilities, Autoclaving or micro-waving/ hydroclaving followed by shredding or mutilation or combination of sterilization and shredding. Treated waste to be sent for energy recovery.
	Expired or Discarded Medicines: Pharmaceutical waste like antibiotics, cytotoxic drugs including all items contaminated with cytotoxic drugs along with glass or plastic ampoule, vials etc	Yellow coloured non-chlorinated plastic bags or containers	Expired cytotoxic drugs and items contaminated with cytotoxic drugs to be returned back to the manufacturer or supplier for incineration at temperature >1200 ⁰ C or to common bio-medical waste

			treatment facility or hazardous waste treatment, storage and disposal facility for incineration at >1200 ⁰ C or Encapsulation or Plasma Pyrolysis at 1200 ⁰ C. All other discarded medicines shall be either sent back to manufacturer or disposed by Incineration.
	Chemical Waste: Chemicals used in production of biological and used or discarded disinfectants.	Yellow coloured containers or non-chlorinated plastic bags	Disposed of by incineration or Plasma Pyrolysis or encapsulation in hazardous waste treatment, storage and disposal facility.
	Chemical Liquid Waste: Liquid waste generated due to use of chemicals in production of biological and used or discarded disinfectants, Silver X-ray film developing liquid, Discarded Formalin, Infected Secretions, Aspirated body fluids, liquid from laboratories and floor washings, cleaning, house-keeping and disinfecting activities etc.	Separate collection system leading to effluent treatment system	After resource recovery, the chemical liquid waste shall be pre-treated before mixing with other wastewater. The combined discharge shall conform to the discharge norms given in Schedule III.
	Discarded linen, mattresses, beddings contaminated with blood or body fluid.	Non-Chlorinated yellow plastic bags or suitable packing material	Non-chlorinated chemical disinfection followed by incineration or Plasma Pyrolysis or for energy recovery. In absence of above facilities, shredding or mutilation or combination of sterilization and shredding.

			Treated Waste to be sent for energy recovery or incineration or Plasma Pyrolysis.
	<p>Microbiology, Biotechnology and other clinical laboratory waste:</p> <p>Blood bags, Laboratory cultures, stocks or specimens of micro-organisms, live or attenuated vaccines, human and animal cell cultures used in research, industrial laboratories, production of biological, residual toxins, dishes and devices used for cultures.</p>	Autoclave safe plastic bags or containers	Pre- treat to sterilize with non-chlorinated chemicals on-site as per National AIDS Control Organization or World Health Organization guidelines thereafter for Incineration.
RED	Contaminated Waste (Recyclable) Wastes generated from disposable items such as tubing, bottles, intravenous tubes and sets, catheters, urine bags, syringes (without needles and fixed needle syringes) and vaccutainers with their needles cut) and gloves.	Red coloured non- chlorinated plastic bags or containers	Autoclaving or micro-waving/ hydroclaving followed by shredding or mutilation or combination of sterilization and shredding. Treated waste to be sent to registered or authorized recyclers or for energy recovery or plastics to diesel or fuel oil or for road making, whichever is possible. Plastic waste should not be sent to landfill sites.
WHITE (Translucent)	Waste sharps including Metals: Needles, syringes with fixed needles, needles from needle tip cutter or burner, scalpels, blades,	Puncture proof, Leak proof, tamper proof containers	Autoclaving or Dry Heat Sterilization followed by shredding or mutilation or encapsulation in metal container

	or any other contaminated sharp object that may cause puncture and cuts. This includes both used, discarded and contaminated metal sharps		or cement concrete; combination of shredding cum autoclaving; and sent for final disposal to iron foundries (having consent to operate from the State Pollution Control Boards or Pollution Control Committees) or sanitary landfill or designated concrete waste sharp pit.
BLUE	Glassware: Broken or discarded and contaminated glass including medicine vials and ampoules except those contaminated with cytotoxic wastes	Cardboard boxes with blue colored marking	Disinfection (by soaking the washed glass waste after cleaning with detergent and Sodium Hypochlorite treatment) or through autoclaving or microwaving or hydroclaving and then sent for recycling.
	Mettalic Body Implants		

STANDARDS FOR INCINERATION:

All incinerators shall meet the following operating and emission standards-

A. Operating Standards

1. Combustion efficiency (CE) shall be at least 99.00%.
2. The Combustion efficiency is computed as follows:

$$C.E. = \frac{\%CO_2}{\%CO_2 + \%CO} \times 100$$

3. The temperature of the primary chamber shall be a minimum of 800 °C and the secondary chamber shall be minimum of 1050°C + or - 50°C.

The secondary chamber gas residence time shall be at least two seconds

B. Emission Standards

Table 2-4: Emission Standards

S.No.	Parameter	Standards	
1.	2.	3.	4
		Limiting concentration in mg/Nm ³ unless stated	Sampling Duration in minutes, unless stated
1.	Particulate matter	50	30 or 1NM ³ of sample volume, whichever is more.
2.	Nitrogen Oxides NO and NO ₂ expressed asNO ₂	400	30 for online sampling or grab sample.
3.	HCl	50	30 or 1NM ³ of sample volume, whichever is more.
4.	Total Dioxins and Furans	0.1ngTEQ/Nm ³ (at 11% O ₂)	8 hours or 5NM ³ of sample volume whichever is more.
5.	Hg and its compounds.	0.05	2 hours or 1NM ³ of sample volume, whichever is more.

C. Stack Height: Minimum stack height shall be 30 meters above the ground and shall be attached with the necessary monitoring facilities as per requirement of monitoring of 'general parameters' as notified under the Environment (Protection) Act, 1986 and in accordance with the CPCB Guidelines of Emission Regulation Part- III.

Note:

- a) All upcoming Common Bio-medical Waste Treatment and Disposal Facilities having incineration facility or captive incinerator shall comply with standards for Dioxins and Furans.
- b) Wastes to be incinerated shall not be chemically treated with any chlorinated disinfectants.
- c) Ash from incineration of biomedical waste shall be disposed of at Common Hazardous Waste Treatment and Disposal Facility. However, it may be disposed of in municipal landfill, if the toxic metals in incineration ash are within the regulatory quantities as defined under the Hazardous Waste (Management and Handling and Transboundary Movement) Rules, 2008 or as revised from time to time.
- d) Only low Sulphur fuel like Light Diesel Oil or Low Sulphur Heavy Stock or Diesel, CNG, PNG or LPG shall be used as fuel in the incinerator.
- e) The occupier or operator of a common bio-medical waste treatment facility shall monitor the stack gaseous emissions (under optimum capacity of the incinerator) once in three months through a laboratory approved under the Environment (Protection) Act, 1986 and record of such analysis results shall be maintained and submitted to the prescribed authority. In case of dioxins and furans, monitoring should be done once in a year.
- f) The occupier or operator of the common bio-medical waste treatment facility shall install continuous emission monitoring system for the parameters as stipulated by SPCBs or PCCs in authorization and transmit the data real time to the servers at SPCBs or PCCs and CPCB.
- g) All monitored values shall be corrected to 11% Oxygen on dry basis.
- h) Incinerators (combustion chambers) shall be operated with such temperature, retention time and turbulence, as to achieve Total Organic Carbon (TOC) content in the slag and

bottom ashes less than 3% or their loss on ignition shall be less than 5% of the dry weight.

- i) The occupier or operator of a common bio-medical waste incinerator shall use combustion gas analyzer to measure CO₂, CO and O₂.

2.5.8.1 Chemical Disinfection

This treatment shall be to microbiology & biotechnology waste, waste sharps, infectious solid waste and chemical wastes. Chemical treatment involves use of at least 1% hypochlorite solution with a minimum contact period of 30 minutes or other equivalent chemical reagents such as phenolic compounds, iodine, hexachlorophene, iodine-alcohol or formaldehyde-alcohol combination etc. No chlorinated compound shall be used for disinfection of waste to be treated in incinerator. Waste after disinfection will be shredded and will be disposed in secured landfill or recycled through registered recyclers. Chemical waste after chemical treatment is discharged into drains and solids are disposed in secured in landfill.

2.5.8.2 Sharp pits

Sharp pits shall be provided for the disposal of treated sharps. Needles are cut into pieces to avoid reuse. For disposal of sharps, pits of about 3m diameter and 3m depth will be constructed of concrete/concrete hollow bricks with suitable plastering.

2.5.8.3 Effluent Treatment Plant

The proposed CBWTF will have an ETP of 10 m³ per day (KLD) capacity. Chemical wastes after chemical treatment is discharged into ETP. The waste water generated from the scrubber, vehicle sterilization area and floor washing will also be treated in an effluent treatment plant. Sealed drainage will be provided to collect the all liquid effluents. Effluent will be collected in equalization tanks after passing through the grit chamber. Grit chamber removes large solid particles. From the equalization tank, raw effluent is pumped to the flash mixers where flocculants and coagulants are added. Effluent is taken to primary clarifier where settling of solids takes place. The thickened sludge is collected, dewatered and disposed in the landfill. The wet sludge is dewatered in sludge drying bed and temporarily stored in sludge storage area. Sludge after drying will be disposed in landfill. Clarified effluent is biologically treated by activated sludge process in an aeration tank. The biologically treated effluent will be taken to the

EIA Report of Proposed Development of Common Biomedical Waste Treatment Facility at Plot No. C-20 at Sathariya Industrial Development Authority (SIDA) Sathariya Jaunpur, Uttar Pradesh Project Proponent: M/s R.S. BMW Services

secondary clarifier and the overflow from the secondary clarifier will be allowed to pass through pressurized sand filters (PSF) and activated carbon filters (ACF).

Finally, the treated effluent will be recycled for floor washing and gardening. The treated effluent recycled for the use in scrubber will not be treated with hypochlorite solution.

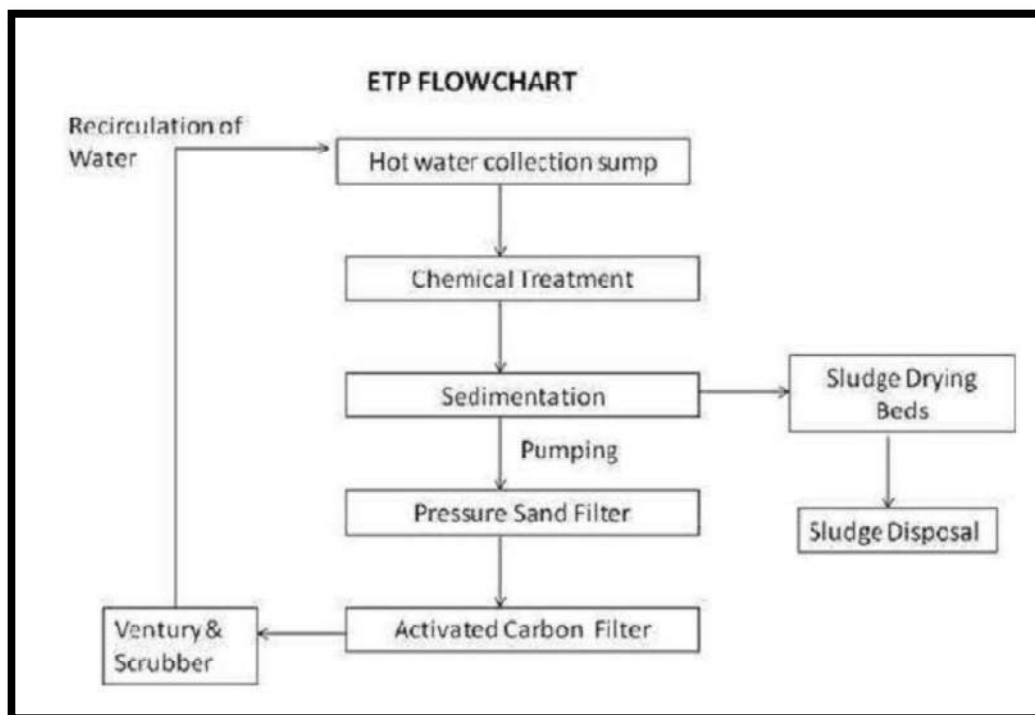


Figure 2-8: Effluent Treatment Plant Flow Diagram

2.5.9 Disposal

Ash, residue from high temperature incineration and other material residues from the process shall be collected into containers and shall be disposed into a secure landfill.

Recycle of Treated Waste

The treated waste will be segregated and option for sale of recyclable waste will be worked out. Recovery of metal scraps from sharps will also be worked out.

2.6 Health and Safety

The operators, who are in contact with the infectious waste generated, are continuously at risk during their working hours. Therefore, it is essential that adequate protection measures are provided against occupational health hazards.

2.7 Occupational Hazards

The following types of occupational hazards can occur with cleaning/collection or transportation of waste etc. Accidental cut or punctures from infected sharps such as, hypodermic needles, scalpels, knives etc. Contact with infected material like pathological waste, used gloves, tubing etc.

Safety Measures

- Display of illustrated notices with clear instructions for do's and don'ts in English and the local language.
- Issuance of all protective gears such as, gloves, aprons, masks, gum boot etc. without fail.
- Provision of disinfectant, soap etc. of the right quality and clean towels.
- Provision of a wash area.
- Washing and disinfecting facility for the cleaning equipment and tools.
- Regular medical checkup for the employees

2.8 Documents and Records

Daily records shall be maintained for the waste accepted and treated waste removed from the site. This record shall include the following minimum details:

Waste Accepted: Waste collection date, Name of the healthcare unit, Waste category as per the Rules, Quantity of waste, Vehicle number & receiving date (at site).

Treated Waste Removed: Date, treated waste type, quantity, vehicle number and location of disposal.

- Label for transport of bio-medical waste containers / bags.
- Logbook for Treatment Equipment's
- The weight of each batch.
- The categories of waste as per the Rules.
- The time, date and duration of each treatment cycle and total hours of operations.
- The complete details of all operational parameters during each cycle
- Lab analysis
- Accident reporting

Site Records

EIA Report of Proposed Development of Common Biomedical Waste Treatment Facility at Plot No. C-20 at Sathariya Industrial Development Authority (SIDA) Sathariya Jaunpur, Uttar Pradesh Project Proponent: M/s R.S. BMW Services

- Site records shall include the following:
- Maintenance schedule, breakdowns/trouble shootings and remedial actions
- Emergencies
- Incidents of unacceptable waste received and the action taken
- Details of site inspections by the officials of the regulatory Agency and necessary action on the observations.

2.9 ANALYSIS OF PROPOSAL

Proposed installation of the treatment facility will essentially meet the increasing demand. Plant is proposed to be operated in General Shifts to achieve the treatment capacity. Installation shall take place within the proposed plant area. No additional land shall be required for the project.

Project will create direct & indirect employment opportunities within the surrounding region. Unit will use good faith efforts to employ local people from the nearby villages depending upon the availability of skilled & un-skilled man-power surrounding the project site.

In operation phase, the proposed project would require significant workforce of non-technical and technical persons. Migration of highly education and skilled experience will result in increase of skill in the surrounding villages. In addition, the proposed project shall enhance the prospects of employment.

It can be concluded from the matrices that the resultant impact is beneficial in the interest of common man, the society, the state and as the country as a whole. The benefits can be summarized as below:

- The proposed project will treat bio medical waste.
- There should be positive impact on the socio-economic condition of the area in terms of direct and indirect employment due to the proposed installation project.
- Numbers of local trained persons are likely to find jobs.
- This is cost effective & energy efficient proposal and aims at sustainable development.
- The project will spend 2.0 % of project cost for CER activity.

2.10 PROJECT IMPLEMENTATION SCHEDULE

Contractual Date of Start	1/11/2023
Contractual Date of Completion	1/02/2024
Duration	3 Months
Expected Date of Completion	1/02/2024

3 DESCRIPTION OF THE EXISTING ENVIRONMENT

3.1 Introduction

This chapter describes the existing environmental status of the study area with reference to the prominent environmental attributes. The study covers the core zone and buffer zone of 10 km radius around the project site.

3.1 Present Environmental Scenario

Baseline study is conducted in order to identify the changes to the natural and socioeconomic environments, or any potential impact and to have a thorough understanding of the nature of those existing environments prior to utilize 0.58 hectare of land for setting up of biomedical waste treatment facility. The present environmental scenario has been described in this chapter in respect of ambient air quality, water and effluent quality, noise level measurement, land use/cover pattern, socio- economic scenario, biodiversity, and hydrogeology.

3.2 Sources of Environmental Data

The baseline information on micro-meteorological data was generated by a NABET approved Consultant and ETS Lab.

3.3 Study Area

For the description of baseline environmental scenario, the CBWTF project area has been considered as the core zone. The area falling within a distance of 5 km from the boundary of the core zone has been considered as the buffer zone. The core zone and the buffer zone, combined together, form the study area. The study area is considered 10 km around the proposed project located in Plot No.C-20 at Sathariya Industrial Development Authority (SIDA) Sathariya, Uttar Pradesh.

Study Period: The baseline data were collected during post monsoon season **1st March 2023 to 31st May 2023.**

Approach and Transportation

The study area is at distance of approx. 4.05 km (Aerial) to Badshahpur Railway Station in West direction. The airport (Lal Bahadur Shastri International Airport) is at a distance of 65 km (Aerial) from the project site in South- East.

3.4 Topography

The topography of the district is a flat plain undulating with shallow river valleys. The main permanently flowing rivers are the Gomti and the Sai. The rivers of Jaunpur flow from northwest to southeast and the land slopes in the same direction. Thus, there is a more elevated area in the northwest and a less elevated area of land in the southeast.

3.5 Climate & Rainfall

The average annual rainfall is 987 mm. The climate is typical sub humid punctuated by long and intense summer and cold winters. About 88% of the annual rainfall is received from south-west monsoon. May is the hottest month with temperature shooting up to 46.5⁰C. With the advance of monsoon by about mid-June, temperature starts decreasing. January is usually the coldest month with the temperature going up to 5.6⁰C.

The relative humidity is highest during south-west monsoon ranging between 55% to 82% with its lowest around 32% during peak summer months of April and May.

3.5.1 Meteorology

The meteorological data recorded continuously during season of Pre-Monsoon Season (March-May 2023) on hourly basis for wind speed, wind direction, relative humidity, precipitation and temperature and the same is processed to extract the 24-hour mean meteorological data as per the guidelines of IMD and MoEF for application of AERMOD Version 10.0.1 model. Stability classes computed for the mean hours are based on the guidelines issued by CPCB on modelling. Mixing heights representative of the region have been taken from the available published literature.

Stability Classification

Wind direction fluctuation method (CPCB PROBES/70/1997-1998) is adopted for hourly stability as determined by wind direction fluctuation method as suggested by Slade (1965).

$$\sigma_{\Theta} = W_{dr}/6$$

W_{dr}: the overall wind direction fluctuation or width of the wind direction in degrees, over the averaging period.

σ_{Θ} : the standard deviation of wind direction fluctuation.

The stability classes are as detailed below:

Table 3-1: Stability Classification based Wind direction fluctuation

Stability Class	σ_{θ} (degree)
A (Extremely Unstable)	>22.5
B (Moderately Unstable)	22.4-17.5
C (Slightly Unstable)	17.4-12.5
D (Neutral)	12.4-7.5
E (Slightly Stable)	7.4-3.5
F (Stable)	<3.5

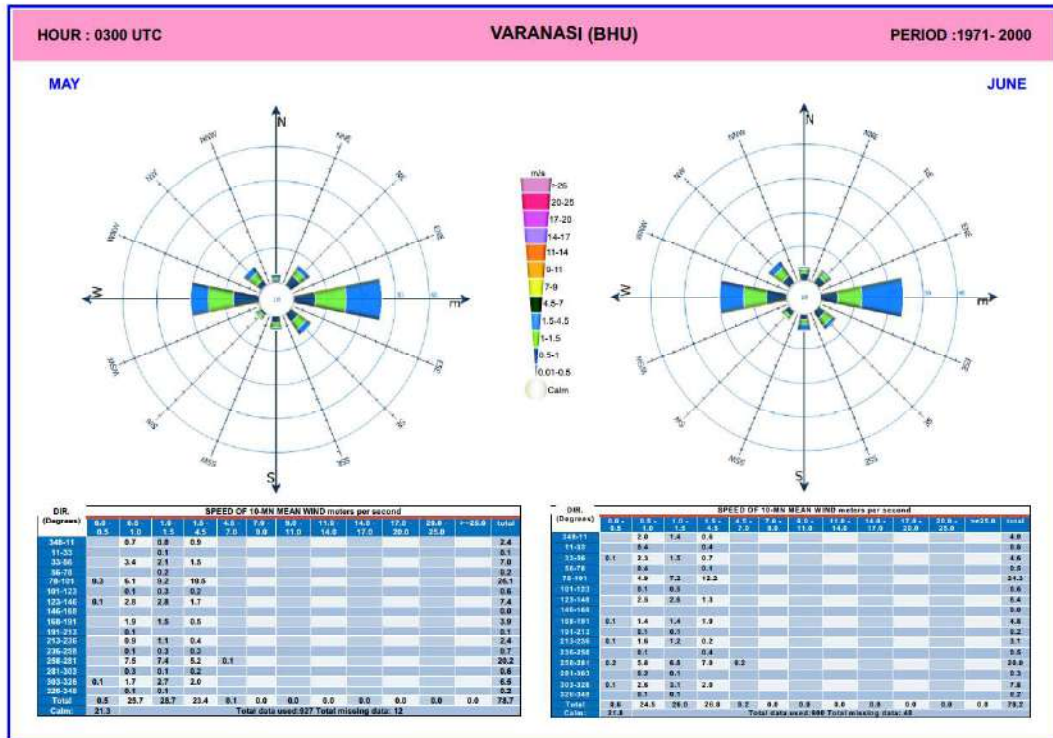
Monthly Wind Speed and Wind Direction

The weather is one of the main factors affecting the air quality. Weather can help to clear away pollutants from atmosphere to improve air quality, or it can make air pollution extremely worse by helping to form highly polluted regions. The concentration of air pollutants in ambient air is governed by the meteorological parameters such as atmospheric wind speed, wind direction, relative humidity, and temperature. Rainfall can effectively remove atmospheric particulate pollutants, and the removal rate of PM10 is greater than the removal rate of PM2.5. In general wind speed more than 7 m/s can lift dust. Heavier particles will settle near the source area, with the smaller ones settling farther away. The site-specific weather data has been collected by installation of weather monitoring station at site.

Table 3-2: Weather Monitoring Data of the Site

Months	Relative Humidity, %	Rainfall, mm	Mean Wind Speed, m/sec	Wind Directions (blowing from)	Avrg Temperature (degree Celsius)
March	44%	0	3.15	West	27.5
April	35%	0	3.24	West	32.4
May	25%	12	2.96	East	35.5

EIA Report of Proposed Development of Common Biomedical Waste Treatment Facility at Plot No. C-20 at Sathariya Industrial Development Authority (SIDA) Sathariya Jaunpur, Uttar Pradesh Project Proponent: M/s R.S. BMW Services



EIA Report of Proposed Development of Common Biomedical Waste Treatment Facility at Plot No. C-20 at Sathariya Industrial Development Authority (SIDA) Sathariya Jaunpur, Uttar Pradesh Project Proponent: M/s R.S. BMW Services

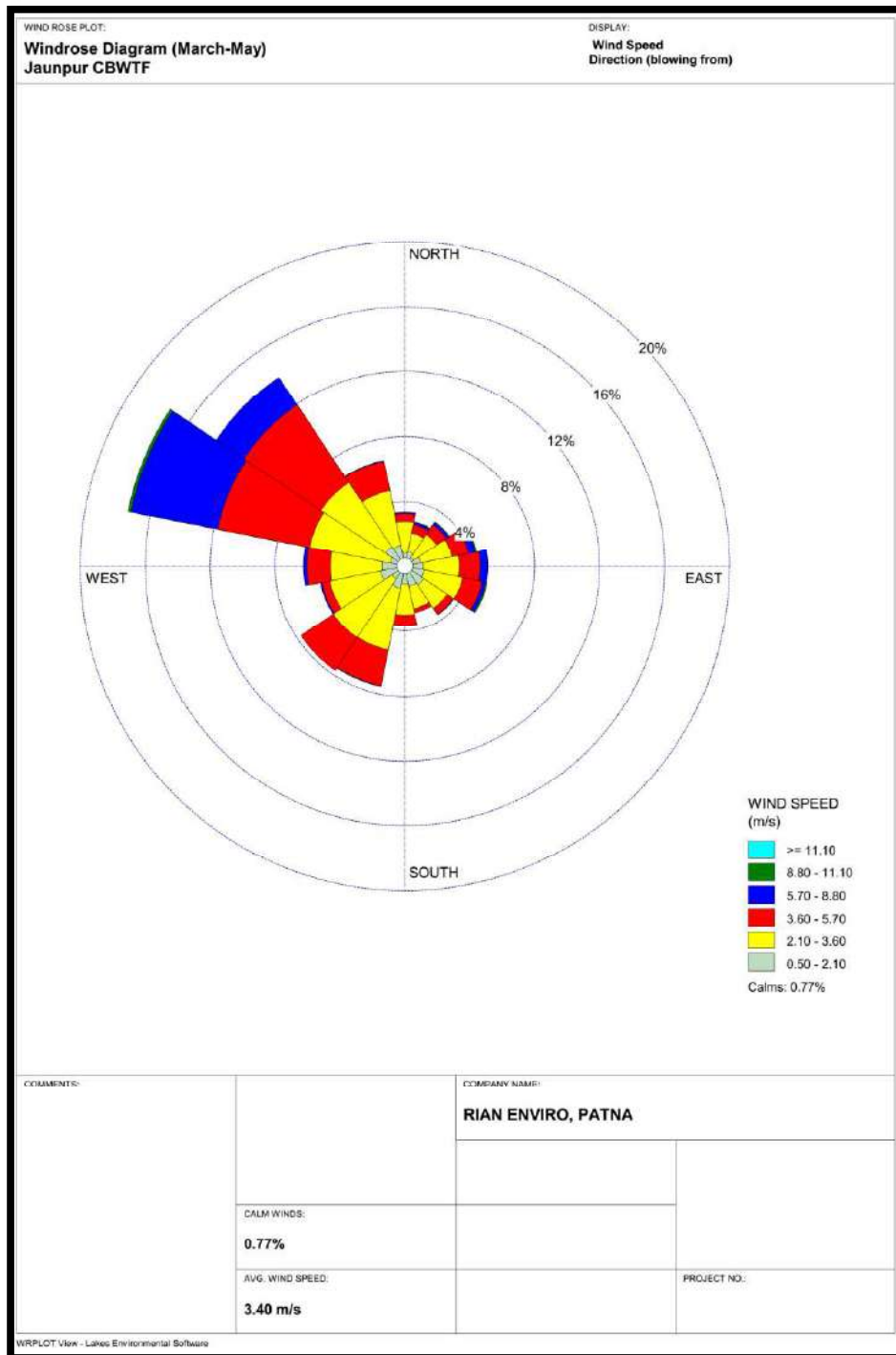


Figure 3-1: Wind Rose Diagram at project site during study period

The wind direction is predominantly from WNW & ESE during study period. The wind rose diagram prepared from data collected at site is shown in Figure 3-5.

3.6 Ambient Air Quality

The prime objective of the baseline ambient air quality monitoring is to evaluate the existing air quality of the area and to confirm whether the ambient air quality during the operation of the proposed project meets the air quality standards. This section describes the selection of sampling locations, methodology adopted for sampling, analytical techniques and frequency of sampling.

3.6.1.1 Location and selection of ambient air sampling stations

The ambient air quality monitoring locations were established in the study area. For selection of ambient air quality monitoring locations, the following factors were considered:

- Meteorological conditions in the area;
- Topography of the study area;
- Representativeness of the habitation for establishing baseline status;
- Likely impact areas.

Table 3-4: Details of Ambient Air Quality Monitoring stations

S.No	Locations	Distance & Direction	Co-ordinate
AAQ1	Project Site	--	25°38'56.41"N 82°13'56.31"E
AAQ2	Sata Hariya, Uttar Pradesh	1.91 Km East	25°38'54.07"N 82°15'5.94"E
AAQ3	Mungra Badshahpur Mandi	3.50 Km West	25°39'3.81"N 82°11'55.24"E
AAQ4	J P CHILD CLINIC - Hospital Sahebganj H.N 80 Mungra Badshahpur	4.53 Km West	25°38'50.96"N 82°11'14.82"E
AAQ5	Nibhapur - Train station	4.60 Km South	25°36'30.58"N 82°14'22.73"E
AAQ6	I G C S M Computer Institute Uchaura - panwara, Uttar Pradesh	3.49 Km East	25°38'39.44"N 82°15'59.58"E
AAQ7	R K Print & Pack Satharia Industrial Estate Sarai Rai Chanda, Uttar Pradesh	1.88 Km North	25°39'59.01"N 82°13'57.23"E
AAQ8	Shree Anjani Putra Shree Balaji Maharaj Trust - Bijadhar Mau, Uttar Pradesh	2.00 Km South East	25°37'59.34"N 82°14'29.16"E

EIA Report of Proposed Development of Common Biomedical Waste Treatment Facility at Plot No. C-20 at Sathariya Industrial Development Authority (SIDA) Sathariya Jaunpur, Uttar Pradesh Project Proponent: M/s R.S. BMW Services

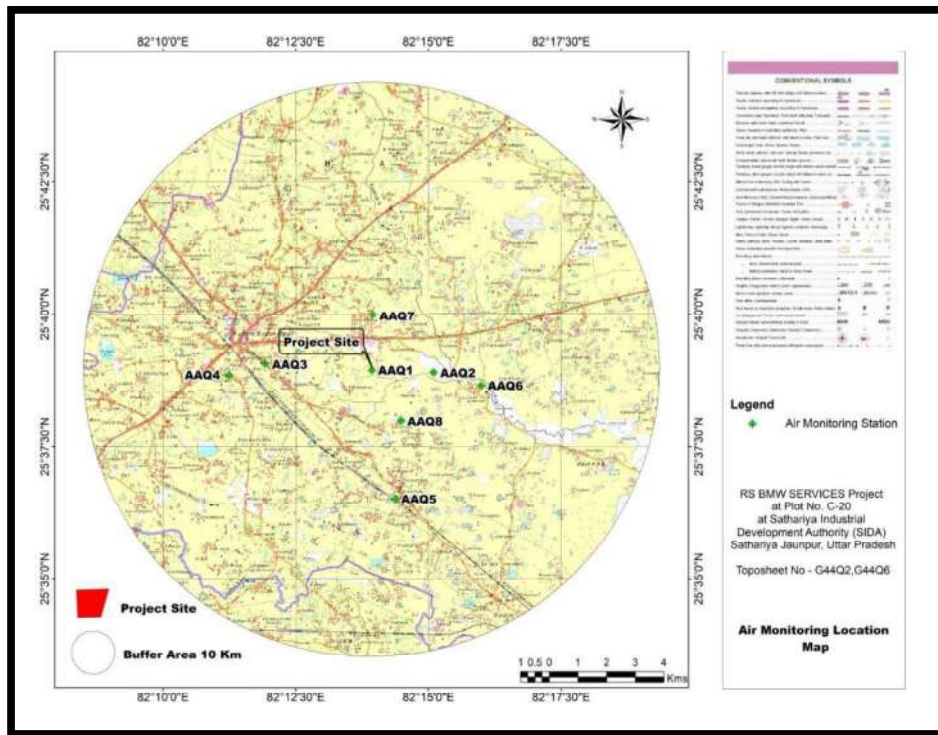


Figure 3-2: Air monitoring Locations



Figure 3-3: Air Monitoring photographs

3.6.2 Frequency and parameters of sampling

Ambient air quality monitoring has been carried simultaneously at 8 locations (One in the Core Zone and seven in the Buffer Zone) with a frequency of two consecutive days per week for 12 weeks. The samples were analyzed in laboratory by adopting the methods specified in National Ambient Air Quality Standards.

The following air pollution parameters were monitored during the sampling periods, for each sample:

- Respirable Particulate Matter (PM10)
- Fine particulate Matter (PM2.5)
- Sulphur dioxide (SO₂)
- Oxides of nitrogen (NO_x)
- Carbon Monoxide (CO)

Table 3-5: Report of collected ambient air monitoring samples

Parameter	AQ1	AQ2	AQ3	AQ4	AQ5	AQ6	AQ7	AQ8	NAAQS	
	Project Site	Sata Hariya, Uttar Pradesh	Mungra Badshahpur Mandi	J P CHILD CLINIC - Hospital	Nibhapur - Train station	I G C S M Computer Institute Uchaura	R K Print & Pack Satharia Industrial Estate	Shree Anjani Putra Shree Balaji Maharaj Trust		
PM10 ($\mu\text{g}/\text{m}^3$)	Min.	79.8	67.7	70.2	68.8	76.1	74.8	67.1	71.0	100
	Max.	97.8	85.7	88.2	86.8	94.1	92.8	85.1	89.0	
	Mean	88.9	76.8	79.3	77.9	85.2	83.9	76.2	80.1	
	98 %*	97.2	85.1	87.6	86.2	93.5	92.2	84.5	88.4	
PM2.5 ($\mu\text{g}/\text{m}^3$)	Min.	41.5	35.8	37.0	36.3	39.8	39.2	35.5	37.4	60
	Max.	52.7	45.9	47.2	46.5	50.5	49.8	45.5	47.7	
	Mean	47.7	41.2	42.6	41.8	45.8	45.1	40.9	43.0	
	98 %*	52.6	45.7	47.1	46.3	50.5	49.8	45.4	47.6	
SO ₂ ($\mu\text{g}/\text{m}^3$)	Min.	7.0	6.1	6.3	6.2	6.7	6.6	6.0	6.3	80
	Max.	11.5	9.9	10.2	10.0	11.0	10.8	9.8	10.3	
	Mean	8.5	7.3	7.6	7.4	8.1	8.0	7.3	7.6	
	98 %*	11.2	9.6	10.0	9.8	10.7	10.6	9.6	10.1	
NOX ($\mu\text{g}/\text{m}^3$)	Min.	10.6	9.2	9.5	9.3	10.2	10.0	9.1	9.6	80
	Max.	18.4	16.1	16.5	16.3	17.7	17.4	15.9	16.7	
	Mean	14.5	12.5	12.9	12.7	13.9	13.7	12.4	13.0	
	98 %*	18.4	15.9	16.4	16.1	17.6	17.4	15.8	16.6	
(CO) (mg/m^3)	Min.	0.43	0.37	0.38	0.37	0.41	0.40	0.37	0.39	1 Hrs.=04
	Max.	0.76	0.65	0.67	0.66	0.72	0.71	0.64	0.68	
	Mean	0.57	0.49	0.51	0.50	0.55	0.54	0.49	0.51	
	98 %*	0.73	0.63	0.65	0.64	0.70	0.69	0.62	0.66	

The summary of results of ambient air quality monitoring of PM_{2.5}, PM₁₀, SO₂, NO₂, CO are presented in Table 3-6. On the basis of tabulated data in Table 3-6, the following observations can be made:

3.6.2.1 Particulate Matter (PM10)

The maximum and minimum concentrations for PM₁₀ were recorded as 97.8µg/m³ and 67.1µg/m³, respectively. The maximum concentration of PM₁₀ was recorded at the (AQ1) Project Site) and minimum concentration was observed at (AQ7) R K Print & Pack Satharia Industrial Estate. The mean concentration ranges between 76.2µg/m³ to 88.9µg/m³. 98th percentile values for PM₁₀ during study period range between 84.5µg/m³ to 97.2µg/m³.

3.6.2.2 Fine Particulate Matter (PM2.5)

The maximum and minimum concentrations for PM_{2.5} were recorded as 52.7µg/m³ and 35.5µg/m³ respectively. The maximum concentration was recorded at (AQ1) (Project Site) and the minimum concentration was recorded at (AQ7) R K Print & Pack Satharia Industrial Estate. The mean concentration ranges between 40.9µg/m³ to 47.7µg/m³. 98th percentile values for PM_{2.5} during study period range between 45.4µg/m³ to 52.6µg/m³.

3.6.2.3 Sulphur Dioxide (SO2)

The maximum and minimum SO₂ concentrations were recorded as 11.5µg/m³ and 6.0µg/m³. The maximum concentration was recorded at (AQ1) (Project Site) and the minimum concentration was recorded at (AQ7) R K Print & Pack Satharia Industrial Estate. The mean values were observed from 7.3µg/m³ to 8.5µg/m³. 98th percentile values for SO₂ during study period range between 9.6µg/m³ to 11.2µg/m³.

3.6.2.4 Nitrogen Oxide (NO2)

The maximum and minimum NO₂ concentrations were recorded as 18.4µg/m³ and 9.1µg/m³. The maximum concentration was recorded at (AQ1) (Project Site) and the minimum concentration was recorded at (AQ7) R K Print & Pack Satharia Industrial Estate. The mean values for NO₂ were observed in the range between 12.4µg/m³ to 14.5µg/m³. 98th percentile values for NO₂ during study period range between 15.8µg/m³ to 18.4µg/m³.

EIA Report of Proposed Development of Common Biomedical Waste Treatment Facility at Plot No. C-20 at Sathariya Industrial Development Authority (SIDA) Sathariya Jaunpur, Uttar Pradesh Project Proponent: M/s R.S. BMW Services

3.6.2.5 Carbon Monoxide (CO)

The maximum and minimum CO concentrations were recorded as 0.76mg/m³ and 0.37mg/m³. The maximum concentration was recorded at (AQ1) (Project Site) and the minimum concentration was recorded at (AQ2) Sata Hariya, Uttar Pradesh. The mean values for CO were observed in the range between 0.49mg/m³ to 0.57mg/m³. 98th percentile values for CO during study period range between 0.62mg/m³ to 0.73mg/m³.

3.7 Water Environment

3.7.1 Drainage Pattern of the Study area

Jaunpur district is drained by Ganga river system of which Gomti and Sai are tributaries. The Gomti enters the district through north western border where as Sai first touches the district in the north western corner takes south east turn near Buxa and ultimately joins Gomti.

The project is not located within 1.0 km radius of any major river.

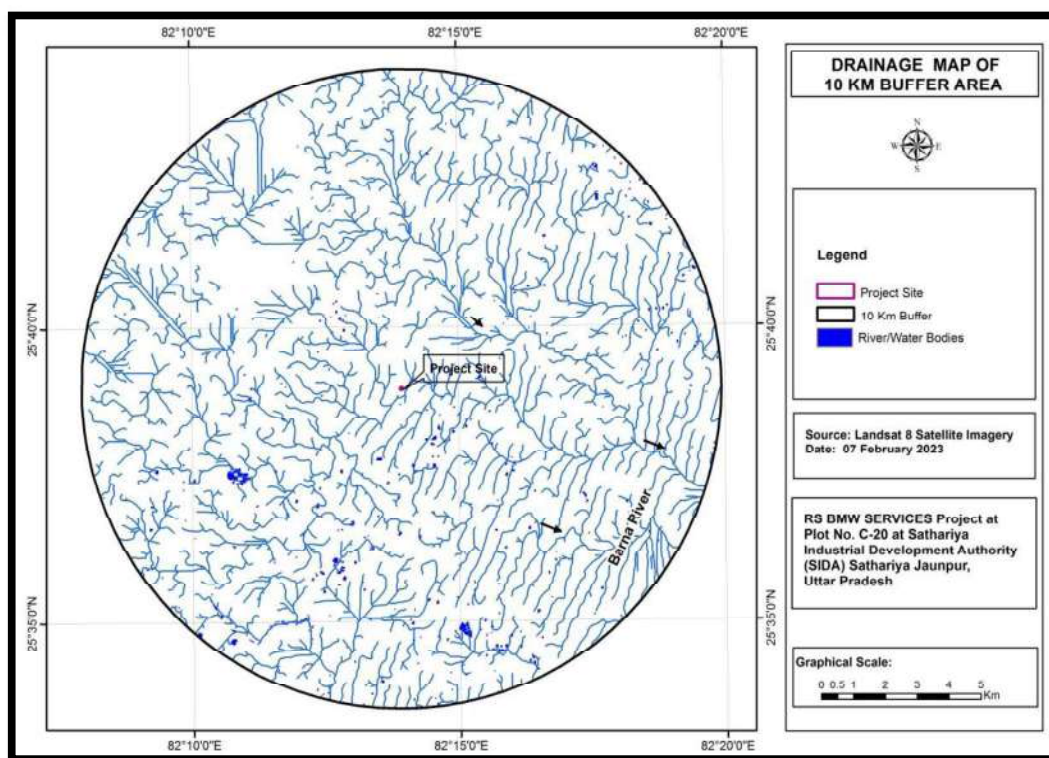


Figure 3-4: Drainage map of the study area

3.7.2 Water Quality report

Baseline Information on Water Quality: Water quality monitoring were carried out at 8 (Eight) locations for ground water and 4(Four) locations for surface water.

Frequency of sampling was once for one season (March, April and May) during Pre-monsoon season for four surface water sampling locations and eight ground water sampling locations. The locations of water quality monitoring stations are mentioned in the Table 3.6 & 3.7 for surface water and ground water respectively and locations are shown in maps in figure 3.5 & 3.7.

Methodology: Water samples were collected manually from selected 8 (Eight) & 4(Four) sampling points as mentioned in previous paragraphs. Polytetrafluoroethylene (PTFE) sample bottles were used for sample collection. These bottles were washed and sterilized properly in an autoclave before being used for water sample collection.

The analysis of water samples carried out at NABL Accredited Chemical Testing Laboratory of ETS. Analysis procedures adopted as per the Standard Operating Procedure (SOP) for WATER prepared based on BIS specification confirming to Central Pollution Control Board Guidelines.

Table 3-6: Surface Water Sampling Locations

S.No	Locations	Distance & Direction	Co-ordinate	Environmental Setting	Justifications
SW1	Shree Anjani Putra Shree Balaji Maharaj Trust - Bijadhar Mau, Uttar Pradesh	2.0 km, South-East	25°37'59.34"N 82°14'29.16"E	Canal in buffer zone	River Ganga is the major river draining Jaunpur district and one of the major tributary of river Ganga is Gomti River and Sai are tributaries. The Gomti enters the district through north western border whereas Sai first touches the district in the north western corner takes south east turn near Buxa and ultimately joins Gomti. Within 10 km radius of the project area, there are several open ponds.
SW2	Sata Hariya, Uttar Pradesh Canal	1.91 km, East	25°38'54.07"N 82°15'5.94"E	Canal in buffer zone	
SW3	Pond	2.40 km, SSE	25°37'39.84"N 82°14'8.80"E	Open pond in buffer zone	
SW4	River Varna	8.13 km, SSW	25°35'0.15"N 82°11'46.66"E	River in buffer zone	

EIA Report of Proposed Development of Common Biomedical Waste Treatment Facility at Plot No. C-20 at Sathariya Industrial Development Authority (SIDA) Sathariya Jaunpur, Uttar Pradesh Project Proponent: M/s R.S. BMW Services

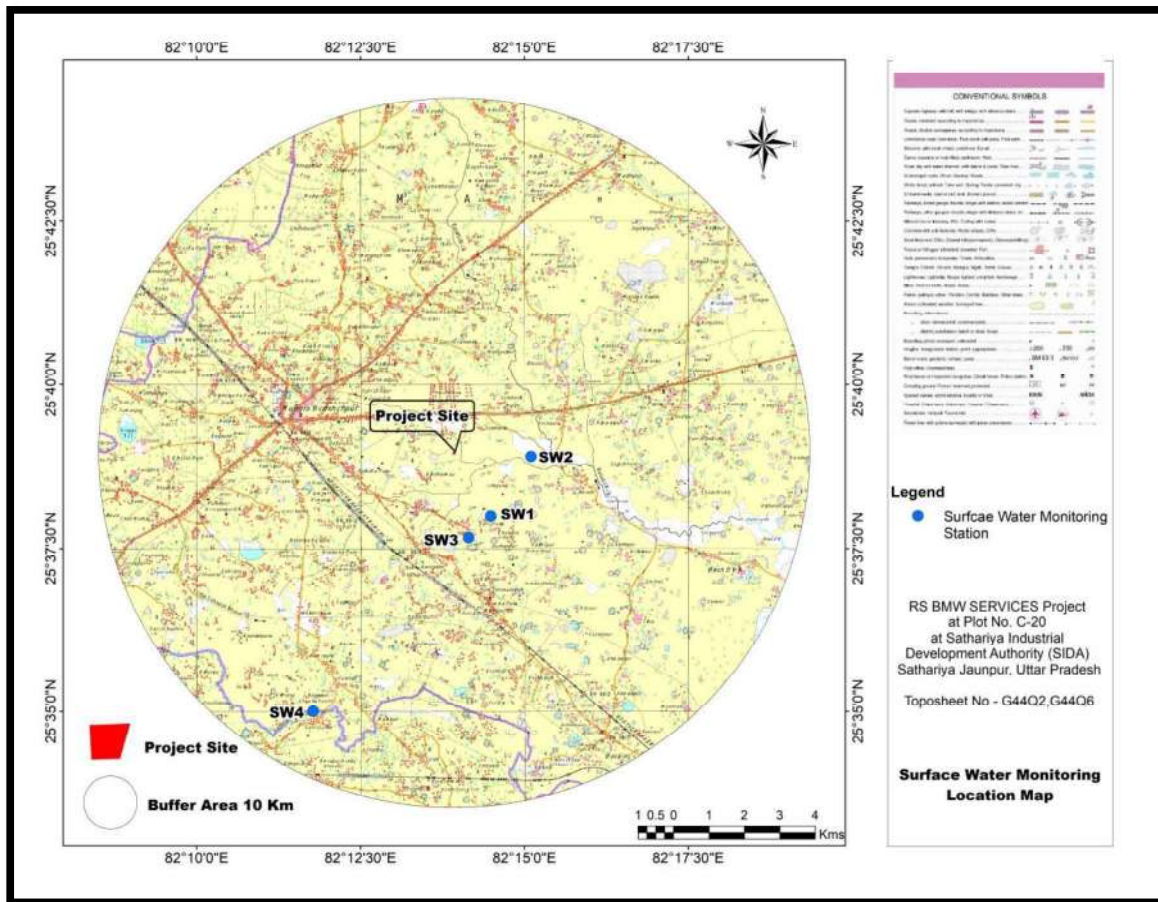


Figure 3-5: Surface water location



Figure 3-6: Surface water sampling photograph

Table 3-7: Analysis Report of Surface Water

S. No.	Parameter	Unit	SW1	SW2	SW3	SW4	Test Method
1	Temperature	^o C	26.0	26.2	26.4	26.1	APHA 2550-B
2	Colour	Hazen	6.19	7.19	6.19	7.19	APHA 2120-B
3	Odour	...	Odourless	Odourless	Odourless	Odourless	APHA 2150-B
4	pH	...	7.19	7.23	7.28	7.21	APHA 4500-H+
5	Total Dissolved Solids,(TDS)	mg/L	589.6	618.2	593.3	580.4	APHA 2540-C
6	Biological Oxygen Demand(BOD _{3d270C})	mg/L	59.2	63.9	52.1	56.2	IS: 3025 (Part-44)
7	Chemical Oxygen Demand,(COD)	mg/L	201.43	217.4	177.2	191.3	APHA 5220-B
8	Calcium,(Ca)	mg/L	93.5	100.9	82.3	88.8	APHA 3500:(Ca)-B
9	Turbidity	NTU	6.19	7.19	5.19	7.19	APHA 2130-B
10	Total Hardness,(CaCO ₃)	mg/L	280.4	302.8	246.8	266.4	APHA 2340-C
11	Dissolved Oxygen(DO)	mg/L	6.0	6.48	5.28	5.70	APHA 4500:(O)-C
12	Anionic Detergent,(MBAS)	mg/L	< 0.01	< 0.01	< 0.01	< 0.01	APHA 5540-C
13	Magnesium,(Mg)	mg/L	11.2	12.1	9.87	10.7	APHA 3500:(Mg)-B
14	Chloride,(Cl)	mg/L	57.5	62.1	50.6	54.6	APHA 4500:(Cl-)-B
15	Conductivity	μs/cm	893.3	922.6	899.0	866.3	APHA 2510-B
16	Nitrate,(NO ₃)	mg/L	3.27	3.53	2.88	3.10	APHA 4500:(NO ₃ -)-B
17	Sulphate,(SO ₄)	mg/L	82.7	89.3	72.8	78.6	APHA 4500:(SO ₄)-E
18	Potassium,(K)	mg/L	12.1	13.6	14.4	11.5	APHA-3120B

19	Fluoride,(F)	mg/L	0.24	0.22	0.23	0.29	APHA 4500:(F-)-D
20	Chromium,(Cr+6)	mg/L	< 0.01	< 0.01	< 0.01	< 0.01	APHA 3500:(Cr)-B
21	Cyanide,(CN)	mg/L	N.D.	N.D.	N.D.	N.D.	APHA 4500:(CN)-D
22	Cadmium,(Cd)	mg/L	< 0.01	< 0.01	< 0.01	< 0.01	APHA 3120B
23	Sodium,(Na)	mg/L	80.5	90.4	86.6	95.2	APHA-3120B
24	Copper,(Cu)	mg/L	< 0.01	< 0.01	< 0.01	< 0.01	APHA 3120B
25	Iron,(Fe)	mg/L	0.18	0.15	0.21	0.25	APHA-3120B
26	Boron,(B)	mg/L	< 0.01	< 0.01	< 0.01	< 0.01	APHA 4500:(B)-C
27	Zinc,(Zn)	mg/L	< 0.01	< 0.01	< 0.01	< 0.01	APHA-3120B
28	Manganese,(Mn)	mg/L	< 0.01	< 0.01	< 0.01	< 0.01	APHA-3120B
29	Phenolic Compound,(C ₆ H ₅ OH)	mg/L	< 0.001	< 0.001	< 0.001	< 0.001	APHA 5530-C
30	Mineral Oil	mg/L	< 0.5	< 0.5	< 0.5	< 0.5	IS 3025 (Part-39)
31	Total Coliform Count	MPN/100mL	> 1600	> 1600	> 1600	> 1600	IS 1622
32	Fecal Coliform (FC)	MPN/100mL	> 1600	> 1600	> 1600	> 1600	IS 1622

Table 3-8: Standards of Surface Water Quality Criteria

Class of Water	Designated best use	Criteria
A	Drinking Water Source without conventional treatment but after disinfection	<ul style="list-style-type: none"> • Total Coliforms Organism MPN/100ml shall be 50 or less • pH between 6.5 and 8.5 • Dissolved Oxygen 6mg/l or more • Biochemical Oxygen Demand 5 days 20°C 2mg/l or less
B	Outdoor bathing (Organized)	<ul style="list-style-type: none"> • Total Coliforms Organism MPN/100ml shall be 500 or less pH between 6.5 and 8.5 • Dissolved Oxygen 5mg/l or more • Biochemical Oxygen Demand 5 days 20°C 3mg/l or less
C	Drinking water source after conventional treatment and disinfection	<ul style="list-style-type: none"> • Total Coliforms Organism MPN/100ml shall be 5000 or less pH between 6 to 9 • Dissolved Oxygen 4mg/l or more • Biochemical Oxygen Demand 5 days 20°C 3mg/l or less
D	Propagation of Wild life and Fisheries	<ul style="list-style-type: none"> • pH between 6.5 to 8.5 • Dissolved Oxygen 4mg/l or more • Free Ammonia (as N) 1.2 mg/l or less
E	Irrigation, Industrial Cooling, Controlled Waste disposal	<ul style="list-style-type: none"> • pH between 6.0 to 8.5 • Electrical Conductivity at 25°C micro mhos/cm Max.2250 • Sodium absorption Ratio Max. 26 • Boron Max. 2 mg/L

EIA Report of Proposed Development of Common Biomedical Waste Treatment Facility at Plot No. C-20 at Sathariya Industrial Development Authority (SIDA) Sathariya Jaunpur, Uttar Pradesh Project Proponent: M/s R.S. BMW Services

As per ISI-IS: 2296-1982	
Classification	Type of use
Class A	Drinking water source without conventional treatment but after disinfection
Class B	Outdoor bathing
Class C	Drinking water source with conventional treatment followed by disinfection
Class D	Fish culture and wild life propagation
Class E	Irrigation, industrial cooling or controlled waste disposal

Observations:

The baseline quality of water based on the results of the surface water quality monitoring within the study area, it is observed that,

- pH was observed in the range of 7.19 – 7.28 with minimum at Shree Anjani Putra Shree Balaji Maharaj Trust - Bijadhar Mau, Uttar Pradesh (SW1) and maximum at Pond, (SW3).
- TDS was observed in the range of 580.4 -618.2 mg/L with minimum at River Varna (SW4) and maximum at Sata Hariya, Uttar Pradesh Canal (SW2).
- COD was in the range of 177.2-217.4 mg/L with minimum at Pond (SW3) and maximum at Sata Hariya, Uttar Pradesh Canal (SW2).
- BOD was in the range of 52.1– 63.9 mg/L with minimum at Pond, (SW3) and maximum at Sata Hariya, Uttar Pradesh Canal (SW2).

It is observed from the analysis of the surface water at 4 locations within the study area, which are compared with classes for designated use of River are suitable for “E class” i.e. irrigation, industrial cooling and controlled waste disposal.

EIA Report of Proposed Development of Common Biomedical Waste Treatment Facility at Plot No. C-20 at Sathariya Industrial Development Authority (SIDA) Sathariya Jaunpur, Uttar Pradesh Project Proponent: M/s R.S. BMW Services

3.7.2.1 Ground Water

Table 3- 1 Ground Water sampling locations in the study area

S.No	Locations	Distance & Direction	Co-ordinate
GW1	Sarokhanpur	0.94 km in West	25°38'59.47"N 82°13'21.31"E
GW2	Mungra Badshahpur	414 km in WNW	25°39'29.32"N 82°11'30.12"E
GW3	Nibhapur, Uttar Pradesh	3.39 km in South	25°37'8.01"N 82°13'38.60"E
GW4	Composite School Dakhiniya Govt School	5.74 km in NNE	25°41'43.29"N 82°15'25.33"E
GW5	Primary school (govt) Suwansa	9.27 km in NW	25°41'24.33"N 82° 9'5.28"E
GW6	Shiv Mandir - Hindu Kharuanwa - pandeypur Rd	9.37 km in East	25°39'7.89"N 82°19'28.02"E
GW7	Rajkiya Ucchar Madhyamic Vidyalay Tarahati - School	7.40 in SSW	25°34'58.46"N 82°13'3.51"E
GW8	Nathupur	6.62 km in SE	25°36'43.73"N 82°17'3.60"E

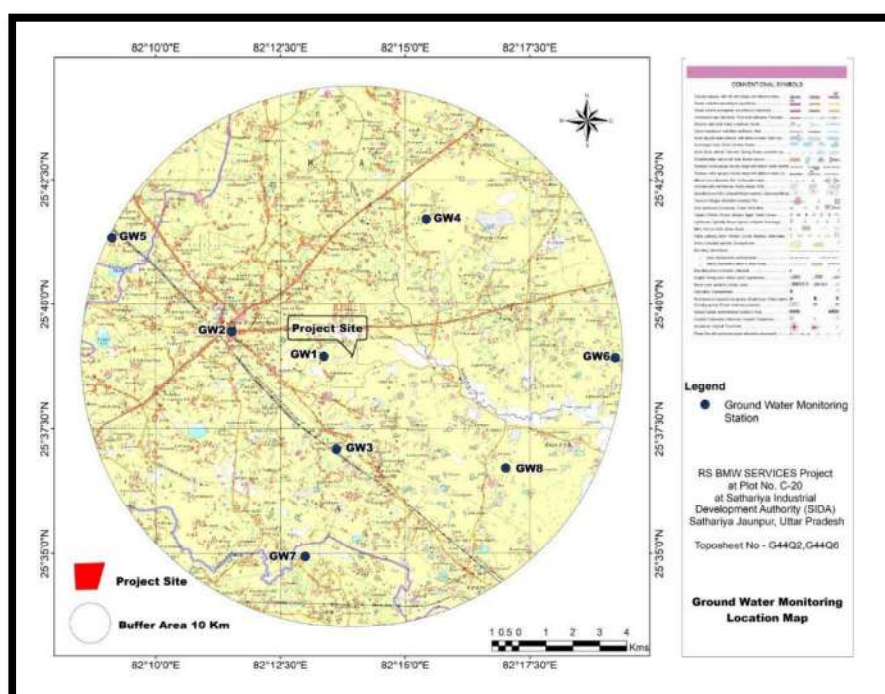


Figure 3-7: Ground water location

EIA Report of Proposed Development of Common Biomedical Waste Treatment Facility at Plot No. C-20 at Sathariya Industrial Development Authority (SIDA) Sathariya Jaunpur, Uttar Pradesh Project Proponent: M/s R.S. BMW Services



Figure 3-8: Ground Water sampling photograph

Table 3-9: Analysis Report of Ground Water

S. No.	Parameter	Unit	GW1	GW2	GW3	GW4	GW5	GW6	GW7	GW8	Drinking Water Standards / Limit (IS:10500 2012)		Test Method
											Desirable	Permissible	
1.	Temperature	°C	26.4	26.2	25.8	27.2	25.8	27.9	27.2	26.1	Not Specified	Not Specified	APHA 2550-B
2	Colour	Hazen	<5.0	<5.0	<5.0	<5.0	<5.0	<5.0	<5.0	<5.0	5	15	APHA 2120-B
3	Odour	Qualitative	Agreeable	Agreeable	Agreeable	Agreeable	Agreeable	Agreeable	Agreeable	Agreeable	Agreeable	Agreeable	APHA 2150-B
4	Taste	Qualitative	Agreeable	Agreeable	Agreeable	Agreeable	Agreeable	Agreeable	Agreeable	Agreeable	Agreeable	Agreeable	APHA 2160-C
5	pH	----	7.28	7.31	7.25	7.32	7.27	7.32	7.35	7.37	6.5 - 8.5	No relaxation	APHA 4500-H+
6	Turbidity	NTU	<1.0	<1.0	<1.0	<1.0	<1.0	<1.0	<1.0	<1.0	1	5	APHA 2130-B
7	Total Dissolve Solid (TDS)	mg/L	327.6	332.6	328.4	335.3	327.9	344.0	325.6	337.5	500	2000	APHA 2540-C
8	Fluoride,(F)	mg/L	0.16	0.20	0.18	0.20	0.17	0.16	0.16	0.16	1	1.5	APHA 4500:(F)-D
9	Total Alkalinity,(CaCO ₃)	mg/L	182.0	182.8	188.5	190.3	181.8	205.0	183.8	176.9	200	600	APHA 2320-B
10	Total Hardness,(CaCO ₃)	mg/L	145.6	153.5	174.0	161.0	145.4	161.0	161.7	140.0	200	600	APHA 2340-C

S. No.	Parameter	Unit	GW1	GW2	GW3	GW4	GW5	GW6	GW7	GW8	Drinking Water Standards / Limit (IS:10500 2012)		Test Method
											Desirable	Permissible	
11	Calcium,(Ca)	mg/L	47.8	48.9	56.9	47.6	50.3	48.1	40.9	41.1	75	200	APHA 3500:(Ca)-B
12	Chloride,(Cl)	mg/L	74.3	74.6	74.0	74.7	69.1	74.7	80.1	78.1	250	1000	APHA 4500:(Cl)-B
13	Magnesium,(Mg)	mg/L	6.25	7.50	7.61	10.10	4.71	9.8	14.24	8.98	30	100	APHA 3500:(Mg)-B
14	Nitrate,(NO ₃)	mg/L	1.26	1.24	1.25	1.41	1.43	1.26	1.31	1.39	45	No relaxation	APHA 4500:(NO ₃)-B
15	Sulphate,(SO ₄)	mg/L	51.8	53.0	54.8	52.1	55.4	53.6	56.2	54.9	200	400	APHA 4500:(SO ₄)-E
16	Boron,(B)	mg/L	< 0.01	< 0.01	< 0.01	< 0.01	< 0.01	< 0.01	< 0.01	< 0.01	0.5	1	APHA 4500:(B)-C
17	Aluminium,(Al)	mg/L	< 0.01	< 0.01	< 0.01	< 0.01	< 0.01	< 0.01	< 0.01	< 0.01	0.03	0.2	APHA-3120B
18	Arsenic,(As)	mg/L	< 0.01	< 0.01	< 0.01	< 0.01	< 0.01	< 0.01	< 0.01	< 0.01	0.01	No relaxation	APHA 3120B
19	Cadmium,(Cd)	mg/L	< 0.001	< 0.001	< 0.001	< 0.001	< 0.001	< 0.001	< 0.001	< 0.001	0.003	No relaxation	APHA 3120B
20	Chromium,(Cr)	mg/L	< 0.01	< 0.01	< 0.01	< 0.01	< 0.01	< 0.01	< 0.01	< 0.01	0.05	No relaxation	APHA-3120B

S. No.	Parameter	Unit	GW1	GW2	GW3	GW4	GW5	GW6	GW7	GW8	Drinking Water Standards / Limit (IS:10500 2012)		Test Method
											Desirable	Permissible	
21	Copper,(Cu)	mg/L	< 0.01	< 0.01	< 0.01	< 0.01	< 0.01	< 0.01	< 0.01	< 0.01	0.05	1.5	APHA-3120B
22	Iron,(Fe)	mg/L	< 0.05	< 0.05	< 0.05	< 0.05	< 0.05	< 0.05	< 0.05	< 0.05	1	No relaxation	APHA-3120B
23	Lead,(Pb)	mg/L	< 0.01	< 0.01	< 0.01	< 0.01	< 0.01	< 0.01	< 0.01	< 0.01	0.01	No relaxation	APHA-3120B
24	Manganese,(Mn)	ug/L	< 0.01	< 0.01	< 0.01	< 0.01	< 0.01	< 0.01	< 0.01	< 0.01	0.1	0.3	APHA-3120B
25	Mercury,(Hg)	mg/L	< 0.001	< 0.001	< 0.001	< 0.001	< 0.001	< 0.001	< 0.001	< 0.001	0.001	No relaxation	APHA-3114C
26	Selenium,(Se)	mg/L	< 0.01	< 0.01	< 0.01	< 0.01	< 0.01	< 0.01	< 0.01	< 0.01	0.01	No relaxation	APHA-3120B
27	Zinc,(Zn)	mg/L	< 0.01	< 0.01	< 0.01	< 0.01	< 0.01	< 0.01	< 0.01	< 0.01	5	15	APHA-3120B
28	Anionic Detergent,(MBAS)	mg/L	< 0.01	< 0.01	< 0.01	< 0.01	< 0.01	< 0.01	< 0.01	< 0.01	0.2	1	APHA-5540-C
29	Mineral Oil	mg/L	< 0.5	< 0.5	< 0.5	< 0.5	< 0.5	< 0.5	< 0.5	< 0.5	0.5	No relaxation	IS 3025 (Part-39)
30	Phenolic Compound,(C6H5OH)	mg/L	< 0.001	< 0.001	< 0.001	< 0.001	< 0.001	< 0.001	< 0.001	< 0.001	0.001	0.002	APHA-5530-C

S. No.	Parameter	Unit	GW1	GW2	GW3	GW4	GW5	GW6	GW7	GW8	Drinking Water Standards / Limit (IS:10500 2012)		Test Method
											Desirable	Permissible	
31	Conductivity	µs/cm	514.3	505.6	515.6	533.1	511.5	536.7	511.2	536.7	Not Specified	Not Specified	APHA 2510-B:
32	Total Coliform Count	per 100mL	Absent	Absent	Absent	Absent	Absent	Absent	Absent	Absent	Shall not be detectable		IS 15185
33	Escherichia coli	per 100mL	Absent	Absent	Absent	Absent	Absent	Absent	Absent	Absent	Shall not be detectable		IS 15185

Observations:

- All the samples were colourless meeting desirable norms (<5 Hazen).
- All the samples meet the desirable standards (pH ranges from 7.25 to 7.37).
- TDS in samples ranges from 325.6 mg/L to 344.0 mg/L. All the samples meet the permissible limit of 2000 mg/L.
- Total Hardness in the water ranges from 140.0 mg/L to 174.0 mg/L. All the samples meet the permissible limit of 600 mg/L.
- Calcium content in the water ranges from 40.9 mg/L to 56.9 mg/L all the samples meet the permissible limit of 200 mg/L.
- Magnesium content in the water ranges from 4.71 mg/L to 14.24 mg/L. All the samples meet the permissible limit of 100 mg/L.
- Sulphate content in the water ranges from 51.8 mg/L to 56.2 mg/L. The permissible limit of Sulphate is 400 mg/L for drinking water.
- Total alkalinity in the water samples ranges from 176.9 mg/L to 205.0 mg/L. All the samples are within the permissible limit of drinking water (600 mg/L).
- Chloride ranges from 69.1 mg/L to 80.1 mg/L. Which are below permissible limits (1000 mg/l).

3.8 Noise Environment

The physical description of sound concerns its loudness as a function of frequency. Noise, in general, is sound that is composed of many frequency components of various levels of loudness, distributed over the audible frequency range. Various noise scales have been introduced to describe, in a single number, the response of an average human to a complex sound made up of various frequencies at different loudness levels. The most common and universally accepted scale is the 'A' weighted scale which is measured as dB (A). This is more suitable in the audible range of 20 to 20,000 Hz. The scale has been designed to weigh various components of noise according to the response of the human ear. The impact of noise sources in surrounding community depends upon;

Characteristics of noise sources (instantaneous, intermittent or continuous in nature). It can be observed that steady noise is not as annoying as one which is continuously varying in loudness.

The time of day at which noise occurs, for example high noise levels at night in residential area are not acceptable because of sleep disturbance. The location of the noise source w.r.t. noise sensitive area, which determines the loudness and period of exposure.

3.8.1 Monitoring Locations

Eight monitoring locations were selected so as to represent the entire study area. A map of the study area showing the monitoring locations as mentioned in Table 3-10 is presented in Figure 3.9.

Table 3-10: Noise monitoring Locations

S.No	Locations	Distance & Direction	Co-ordinate
NQ1	Project Site	--	25°38'56.41"N 82°13'56.31"E
NQ2	Sata Hariya, Uttar Pradesh	1.91 Km East	25°38'54.07"N 82°15'5.94"E
NQ3	Mungra Badshahpur Mandi	3.50 Km West	25°39'3.81"N 82°11'55.24"E
NQ4	J P CHILD CLINIC - Hospital Sahebganj H.N 80 Mungra Badshahpur	4.53 Km West	25°38'50.96"N 82°11'14.82"E
NQ5	Nibhapur - Train station	4.60 Km South	25°36'30.58"N

EIA Report of Proposed Development of Common Biomedical Waste Treatment Facility at Plot No. C-20 at Sathariya Industrial Development Authority (SIDA) Sathariya Jaunpur, Uttar Pradesh Project Proponent: M/s R.S. BMW Services

			82°14'22.73"E
NQ6	I G C S M Computer Institute Uchaura - panwara, Uttar Pradesh	3.49 Km East	25°38'39.44"N 82°15'59.58"E
NQ7	R K Print & Pack Satharia Industrial Estate Sarai Rai Chanda, Uttar Pradesh	1.88 Km North	25°39'59.01"N 82°13'57.23"E
NQ8	Shree Anjani Putra Shree Balaji Maharaj Trust - Bijadhar Mau, Uttar Pradesh	2.00 Km South East	25°37'59.34"N 82°14'29.16"E

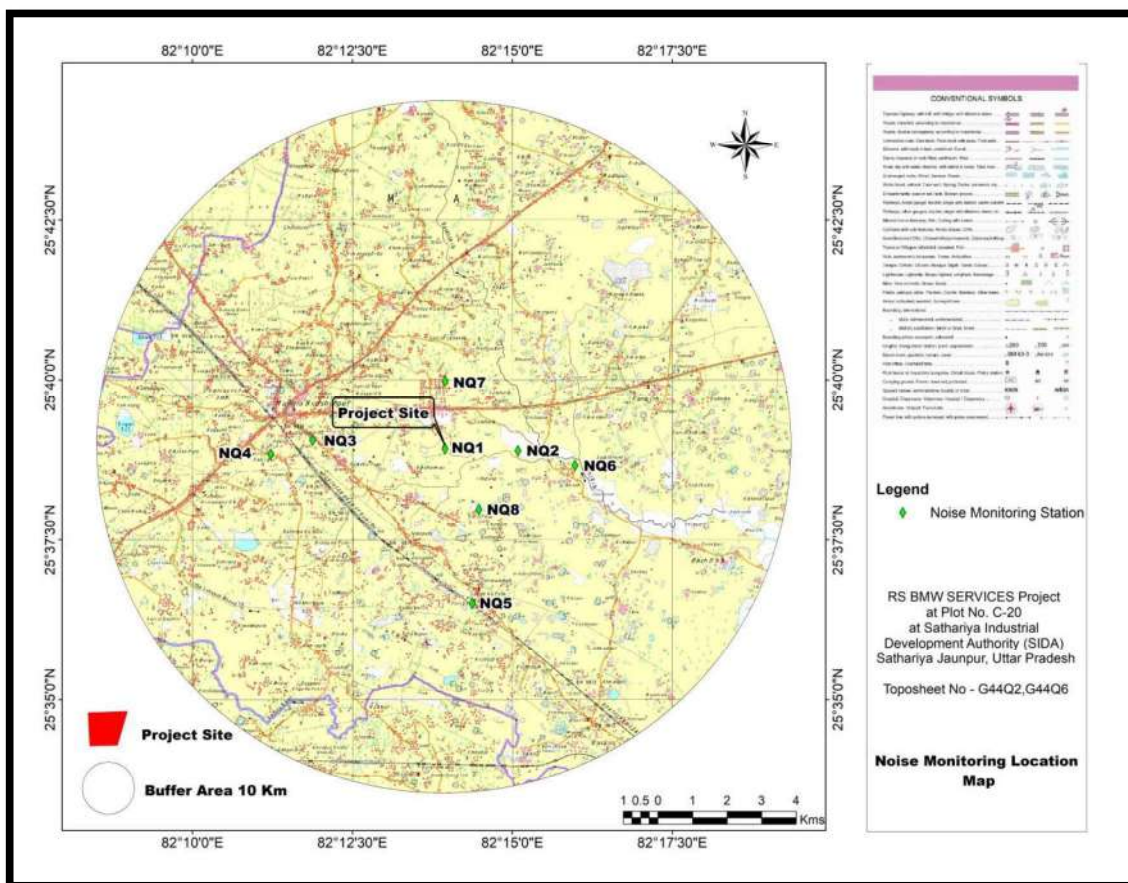


Figure 3-9: Noise monitoring location map

3.8.2 Methodology of data generation

The noise monitoring was carried out at eight locations in day time during and at night time in the study area covering all the areas i.e. industrial, commercial, and residential and silence zones as mentioned in Noise (Pollution and Control) Rules, 2000.

Noise, in general, is sound which is composed of many frequency components of various types of loudness distributed over the audible frequency range. Various noise scales have been introduced to describe, in a single number, the response of an average human to a complex sound made up of various frequencies at different loudness levels. The most common and universally accepted scale is the 'A' weighted Scale which is measured as dB (A). This is more suitable for audible range of 20 to 20,000 Hz. The scale has been designed to weigh various components of noise according to the response of a human ear.

Sound Pressure Level (SPL) measurements were measured at all locations. The readings were taken for every hour for 24 hours. The day noise levels have been monitored during 6 am to 10 pm and night levels during 10 pm to 6 am at all the locations covered in 10-km radius of the study area. The noise levels were measured once during the study period.

These readings were later tabulated and the frequency distribution table was prepared.

Finally, hourly and 24-hourly values for various noise parameters viz. L Day and L night were calculated.

For noise levels measured over a given period of time, it is possible to describe important features of noise using statistical quantities. This is calculated using the percent of the time certain noise levels exceed the time interval. The notations for the statistical quantities of noise levels are described below:

- L10 is the noise level exceeded 10 per cent of the time
- L50 is the noise level exceeded 50 per cent of the time and
- L90 is the noise level exceeded 90 per cent of the time

Equivalent Sound Pressure Level (Leq)

EIA Report of Proposed Development of Common Biomedical Waste Treatment Facility at Plot No. C-20 at Sathariya Industrial Development Authority (SIDA) Sathariya Jaunpur, Uttar Pradesh Project Proponent: M/s R.S. BMW Services

The Leq is the equivalent continuous sound level, which is equivalent to the same sound energy as the actual fluctuating sound measured in the same period. This is necessary because sound from noise source often fluctuates widely during a given period of time.

This is calculated from the following equation:

$$Leq = L50 + (L10 - L90)/20$$

Noise level was recorded at every hour for 10 minutes continuously for 24 hours at 'A' response. Then the data was tabulated to get frequency table with different intervals. The ambient noise levels measure for the study is given in Table 3-11.

Table 3-11: Noise monitoring data

S. No.	Test Parameters	Unit	Result	Ambient Noise Standards/Specification (CPCB)
NQ 1 Project Site				
1	Noise Level Day Time	Leq :dB (A)	60.6	75
2	Noise Level Night Time	Leq :dB (A)	51.9	70
NQ2 Sata Hariya, Uttar Pradesh				
1	Noise Level Day Time	Leq :dB (A)	53.7	55
2	Noise Level Night Time	Leq :dB (A)	45.0	45
NQ3 Mungra Badshahpur Mandi				
1	Noise Level Day Time	Leq :dB (A)	54.8	65
2	Noise Level Night Time	Leq :dB (A)	46.1	55
NQ4 J P CHILD CLINIC - Hospital Sahebganj H.N 80 Mungra Badshahpur				
1	Noise Level Day Time	Leq :dB (A)	48.4	50
2	Noise Level Night Time	Leq :dB (A)	39.7	40
NQ5 Nibhapur - Train station				
1	Noise Level Day Time	Leq :dB (A)	54.8	65
2	Noise Level Night Time	Leq :dB (A)	46.1	55
NQ6 I G C S M Computer Institute Uchaura - panwara, Uttar Pradesh				
1	Noise Level Day Time	Leq :dB (A)	53.1	55
2	Noise Level Night Time	Leq :dB (A)	44.4	45
NQ7 R K Print & Pack Satharia Industrial Estate				
1	Noise Level Day Time	Leq :dB (A)	61.9	75
2	Noise Level Night Time	Leq :dB (A)	53.2	70
NQ8 Shree Anjani Putra Shree Balaji Maharaj Trust				

EIA Report of Proposed Development of Common Biomedical Waste Treatment Facility at Plot No. C-20 at Sathariya Industrial Development Authority (SIDA) Sathariya Jaunpur, Uttar Pradesh Project Proponent: M/s R.S. BMW Services

1	Noise Level Day Time	Leq :dB (A)	48.8	50
2	Noise Level Night Time	Leq :dB (A)	40.1	40

Observations

- The maximum and minimum concentrations for Noise were recorded as 61.9 dB (A) and 48.4 dB (A) respectively in day. The maximum concentration was recorded at R K Print & Pack Satharia Industrial Estate and the minimum concentration was recorded at J P Child Clinic - Hospital.
- The maximum and minimum concentrations for Noise were recorded as 53.2 dB (A) and 39.7dB (A) respectively in Night. The maximum concentration was recorded at R K Print & Pack Satharia Industrial Estate and the minimum concentration was recorded at J P Child Clinic - Hospital.

3.9 Soil Environment

Soils of the district are mainly transported i.e. alluvial soil, comprising sand silt and clay in varying proportions. The alluvial soils of the district are subdivided into older alluvial soil and younger alluvial soil. The older alluvial soil occupies highland wherever, the younger soils are restricted to marginal tracts only.

Soil Quality

To understand the soil characteristics, **08** locations in the study area were selected for soil sampling. For selection of soil sampling locations, the following criterion was considered:

- Soil from agricultural land, park open land, and
- Soil from industrial area, where there is possibility of contamination

Table 3-12: Soil sampling locations

S.No	Locations	Distance & Direction	Co-ordinate
SQ1	Sarokhanpur	0.94 km in West	25°38'59.47"N 82°13'21.31"E
SQ2	Mungra Badshahpur	414 km in WNW	25°39'29.32"N 82°11'30.12"E

EIA Report of Proposed Development of Common Biomedical Waste Treatment Facility at Plot No. C-20 at Sathariya Industrial Development Authority (SIDA) Sathariya Jaunpur, Uttar Pradesh Project Proponent: M/s R.S. BMW Services

SQ3	Nibhapur, Uttar Pradesh	3.39 km in South	25°37'8.01"N 82°13'38.60"E
SQ4	Composite School Dakhiniya Govt School	5.74 km in NNE	25°41'43.29"N 82°15'25.33"E
SQ5	Primary school (govt) Suwansa	9.27 km in NW	25°41'24.33"N 82° 9'5.28"E
SQ6	Shiv Mandir - Hindu Kharuanwa - pandeypur Rd	9.37 km in East	25°39'7.89"N 82°19'28.02"E
SQ7	Rajkiya Ucchar Madhyamic Vidyalay Tarahati - School	7.40 in SSW	25°34'58.46"N 82°13'3.51"E
SQ8	Nathupur	6.62 km in SE	25°36'43.73"N 82°17'3.60"E

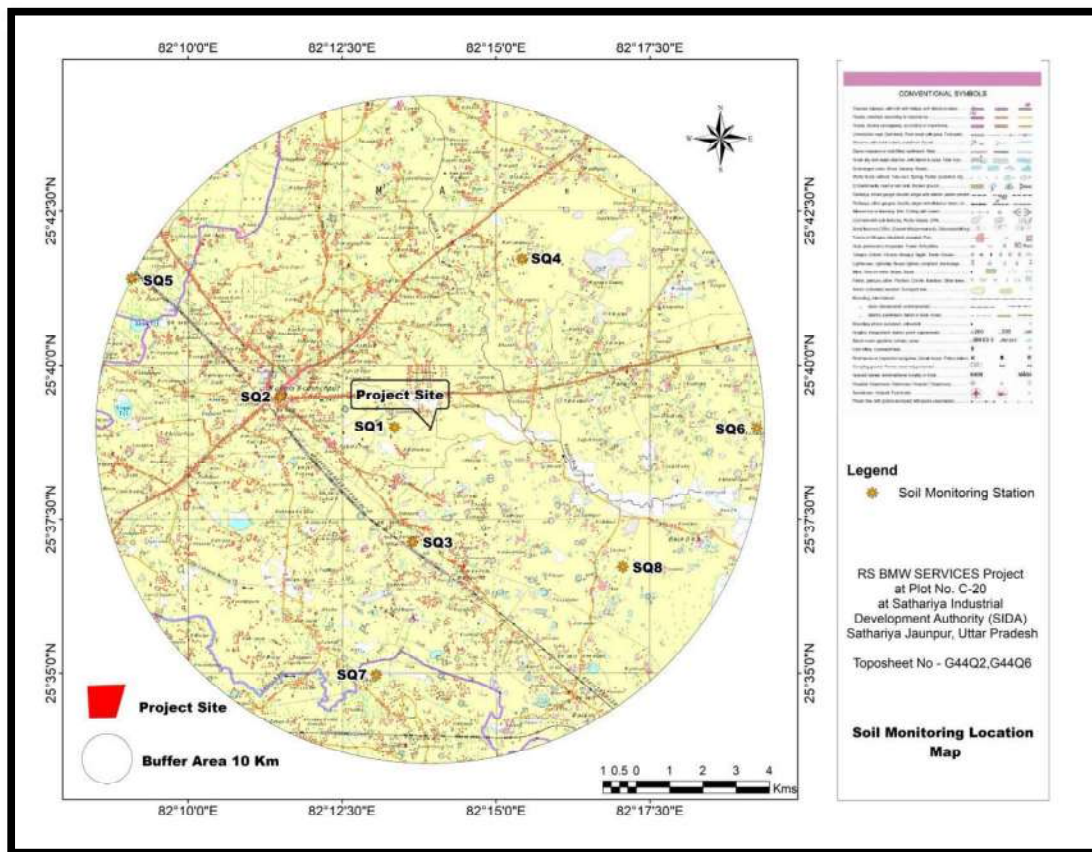


Figure 3-10: Soil Monitoring Location Map

EIA Report of Proposed Development of Common Biomedical Waste Treatment Facility at Plot No. C-20 at Sathariya Industrial Development Authority (SIDA) Sathariya Jaunpur, Uttar Pradesh Project Proponent: M/s R.S. BMW Services



Figure 3-11: Soil monitoring photos

Analysis results of physical and chemical parameters of soil samples are given in Table 3-14. Chemical classification of soil quality as per Indian Council Agriculture Research (ICAR) is given in Table 3-13.

The details of soil sampling locations & result are given in Table 3-12 & Table 3.14. The soil sampling locations are shown in Figure 3-12. Composite sampling of soil up to root depth (10 - 15 cm) was carried out at each location.

Table 3-13: Chemical Classification of Soil Quality

Sr. No.	Soil Analysis Parameters	Classification
1	pH	4.5 Extremely acidic 4.51- 5.50 Very strongly acidic 5.51-6.00 moderately acidic 6.01-6.50 slightly acidic 6.51-7.30 Neutral 7.31-7.80 slightly alkaline 7.81-8.50 moderately alkaline 8.51-9.0 strongly alkaline 9.01 very strongly alkaline
2	Salinity Electrical Conductivity (mmhos/cm) (1ppm = 640 mmho/cm)	Up to 1.00 Average 1.01-2.00 harmful to germination 2.01-3.00 harmful to crops (Sensitive to salts)
3	Organic Carbon (%)	Up to 0.2: very less 0.21-0.4: less 0.41-0.5 medium, 0.51-0.8: on an average sufficient 0.81-1.00: sufficient >1.0 more than sufficient

EIA Report of Proposed Development of Common Biomedical Waste Treatment Facility at Plot No. C-20 at Sathariya Industrial Development Authority (SIDA) Sathariya Jaunpur, Uttar Pradesh Project Proponent: M/s R.S. BMW Services

4	Nitrogen (Kg/ha)	Up to 50 very less 51-100 less 101-150 good 151-300 Better >300 sufficient
5	Phosphorus (Kg/ha)	Up to 15 very less 16-30 less 31-50 medium 51-65 on an average sufficient 66-80 sufficient >80 more than sufficient
6	Potash (Kg/ha)	0 -120 very less 120-180 less 181-240 medium 241-300 average 301-360 better >360 more than sufficient

Table 3-14: Results of soil sample analyses report

S. No.	Test Parameters	Unit	SQ-1	SQ-2	SQ-3	SQ4	SQ5	SQ6	SQ7	SQ8	Test Method
1	Texture	...	Sandy Clay Loam	Sandy Clay Loam	Sandy Clay Loam	Sandy Clay Loam	Sandy Clay Loam	Sandy Clay Loam	Sandy Clay Loam	Sandy Clay Loam	IS 2720 (Part-4)
2	Sand	%	52.1	54.2	49.5	50.5	53.1	50.5	55.7	50.5	IS 2720 (Part-4)
3	Silt	%	20.8	19.4	25.6	26.0	22.9	26.5	18.7	24.3	IS 2720 (Part-4)
4	Clay	%	27.1	26.4	24.9	23.5	23.9	23.0	25.6	25.1	IS 2720 (Part-4)
5	Electrical Conductivity (EC)	µs/cm	19.5	21.1	20.5	22.4	23.0	21.1	24.0	22.2	IS 14767
6	pH	...	7.22	7.27	7.20	7.25	7.21	7.26	7.29	7.31	IS 2720 (Part-26)
7	Bulk Density	g/cm ³	1.16	1.11	1.08	1.20	1.03	1.19	1.17	1.17	IS 2386 (Part-4)
8	Water Holding Capacity (WHC)	%	17.2	14.8	15.5	14.0	13.2	21.3	19.2	17.3	IS 2720 (Part-2)
9	Sodium,(Na)	mg/kg	79.8	77.2	78.6	81.9	82.6	89.3	84.0	86.6	USEPA-3050A
10	Potassium (K)	mg/kg	280.5	257.2	310.5	268.2	219.1	190.9	352.7	263.5	USEPA-3050A
11	Total Nitrogen (N)	mg/kg	144.32	155.82	182.88	174.35	133.61	148.81	210.10	134.39	ETS/STP/SOIL-15
12	Chloride,(Cl)	mg/kg	433.2	450.7	403.2	420.5	425.4	370.3	430.1	416.7	BS 1377 -3
13	Magnesium,(Mg)	mg/kg	108.3	80.0	73.4	74.7	86.5	89.3	84.6	87.0	ETS/STP/SOIL-08
14	Organic Matter,(OM)	%	0.65	0.80	0.58	0.51	0.60	0.67	0.71	0.70	IS 2720 (Part-22)
15	Aluminium,(Al)	mg/kg	0.36	0.40	0.37	0.38	0.39	0.42	0.33	0.31	USEPA-3050A
16	Cadmium,(Cd)	mg/kg	0.45	0.49	0.45	0.46	0.45	0.49	0.44	0.48	USEPA-3050A
17	Chromium,(Cr)	mg/kg	0.29	0.33	0.31	0.51	0.30	0.34	0.32	0.53	USEPA-3050A
18	Copper,(Cu)	mg/kg	1.44	1.56	1.65	1.47	1.50	1.62	1.71	1.53	USEPA-3050A
19	Iron,(Fe)	mg/kg	126.4	144.0	136.5	128.9	131.4	149.8	141.9	134.0	USEPA-3050A
20	Lead,(Pb)	mg/kg	0.29	0.31	0.36	0.53	0.34	0.37	0.38	0.56	USEPA-3050A

21	Manganese,(Mn)	mg/kg	1.52	2.11	1.30	1.52	1.30	1.52	1.53	1.54	USEPA-3050A
22	Zinc,(Zn)	mg/kg	1.66	1.69	1.81	1.74	1.88	1.73	1.99	2.02	USEPA-3050A
23	Nickel,(Ni)	mg/kg	218.0	331.4	231.1	272.6	226.8	371.2	240.4	283.5	USEPA-3050A
24	Calcium,(Ca)	mg/kg	505.4	662.1	581.2	571.1	525.6	668.7	604.5	593.9	IS 2720 (Part-23)
25	Phosphorus (PO4)	mg/kg	47.5	51.8	53.8	46.6	43.2	64.8	62.7	58.2	ETS/STP/SOIL-19

Observations of Results:

Soil texture is sandy loam in most of the sites selected for monitoring. The pH is found in the range of 7.20 to 7.31. Water Holding Capacity is found in the range of 13.2% to 21.3%. Available Nitrogen is 133.61 mg/kg found lowest at Primary school (govt) Suwansa and 210.10 mg/kg at Rajkiya Ucchar Madhyamic Vidyalay Tarahati - School. Available Phosphorus 43.2mg/kg found lowest at Primary school (govt) Suwansa and slightly highest 64.8 mg/kg at Shiv Mandir - Hindu Kharuanwa - pandeypur Rd. Available Potassium lowest at 190.9 mg/kg at Shiv Mandir - Hindu Kharuanwa - pandeypur Rd and highest 352.7 mg/kg at Rajkiya Ucchar Madhyamic Vidyalay Tarahati - School.

3.10 Landuse/Landcover

Landuse Landcover Analysis for RS BMW SERVICES

Landcover data highlights the area covered by forests, wetlands, impervious surfaces, agriculture, and other land and water types. Water types include wetlands or open water. Landuse shows how people use the landscape for development, conservation or for other purposes. Therefore its highlights the current scenario as well as predict the impact.

1. Objectives: Main objectives are:

- To prepare the landuse landcover map of study area based on recent satellite imageries.
- To assess the impact of proposed project on existing landuse and landcover
- To suggest mitigations measures

2. Hardware: The equipment used during the present investigation includes ground truth hand held GARMIN 12 GPS receiver for ground truth collection, besides the visual observation and analysis.

3. Software: The following software were applied to extract indicators and maps:

- **ERDAS Imagine:** The Erdas imagine version 2016 is used to process Landsat-8 satellite data and to extract the required indicators through spatial & spectral analysis.
- **ArcGIS:** The ArcGIS version 10.3 has been used to prepare the final Maps for indicators through the outcomes of ERDAS software.

4. Methodology: The methodology applied for the study involved obtaining satellite images from open source, and then using a range of software to process the images and also by GPS

EIA Report of Proposed Development of Common Biomedical Waste Treatment Facility at Plot No. C-20 at Sathariya Industrial Development Authority (SIDA) Sathariya Jaunpur, Uttar Pradesh Project Proponent: M/s R.S. BMW Services

coordinates (ground truthing) for drawing observations. The detailed methodology is explained as below:

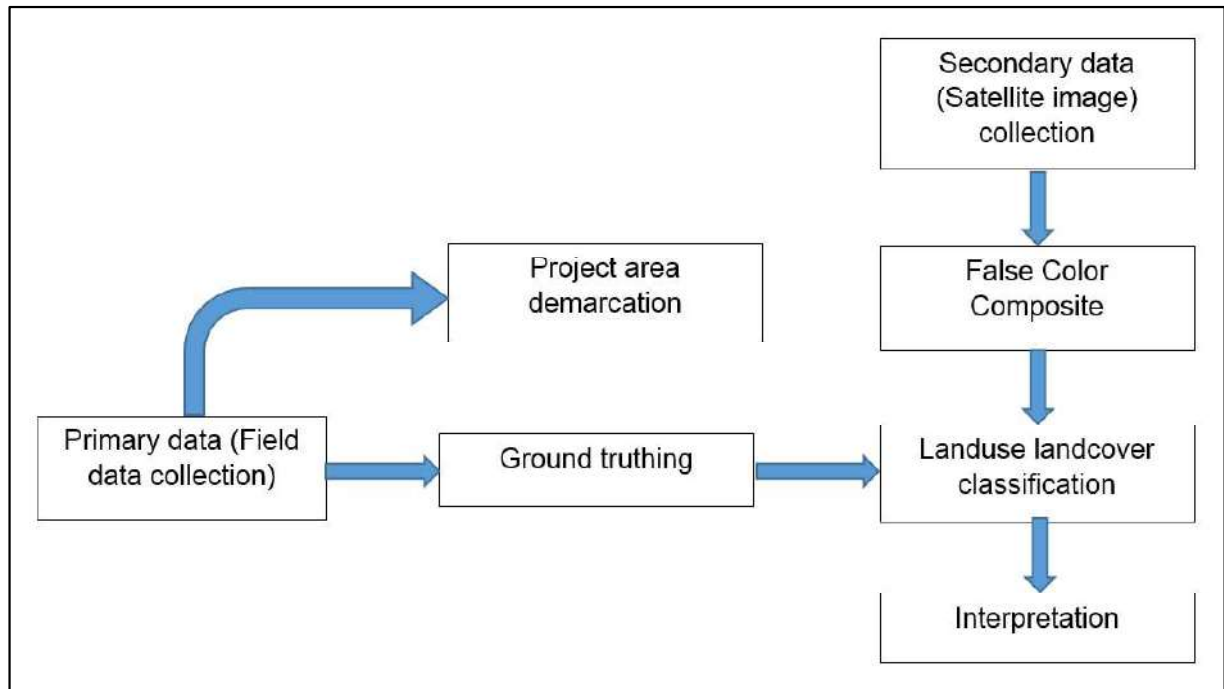


Figure 3-12: Flow Chart: Methodology

- **Primary Data:** The coordinates along land features of project area is collected with the help of GPS device for ground truthing. This data is primary data. On the basis of this data, landuse landcover analysis is appropriate.
- **Secondary Data:** Satellite image (secondary data) is required to show the current land features of the project area and buffered area (10 km). Landsat 8 Satellite image is used, which is collected from open source. The path, row, date, resolution of satellite data used were as follows.

Path	143
Row	42
Date of pass	07 February 2023
Resolution (panchromatic)	15 Meter

EIA Report of Proposed Development of Common Biomedical Waste Treatment Facility at Plot No. C-20 at Sathariya Industrial Development Authority (SIDA) Sathariya Jaunpur, Uttar Pradesh Project Proponent: M/s R.S. BMW Services

Landsat 8 Operational Land Imager (OLI) and Thermal Infrared Sensor (TIRS) images consist of nine spectral bands with a spatial resolution of 30 meters for Bands 1 to 7 and 9. The ultra-blue Band 1 is useful for coastal and aerosol studies. Band 9 is useful for cirrus cloud detection.

- **False Color Composite (FCC):** False color (or false colour) refers to a group of color rendering methods used to display images in color which were recorded in the visible or non-visible parts of the electromagnetic spectrum. A false-color image is an image that depicts an object in colors that differ from those a photograph (a true-color image) would show. False-color image sacrifices natural color rendition in order to ease the detection of features. The FCC for 10 km buffer zone of the project area is shown in Figure 3-14.

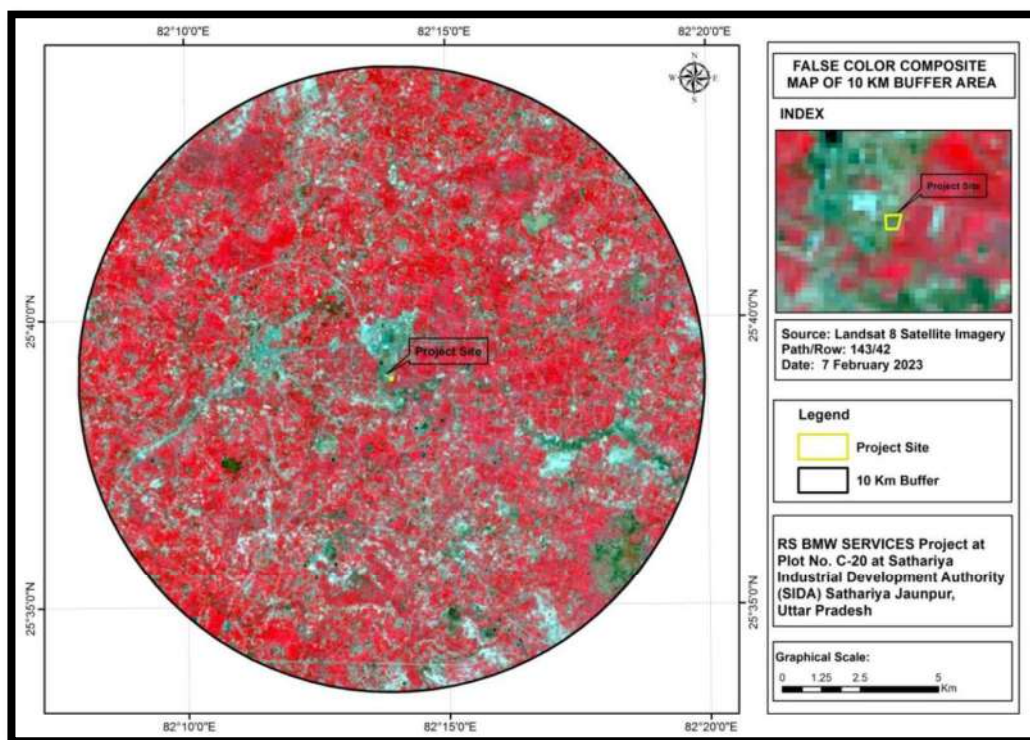


Figure 3-13: Shows the False color Composite Map of the study area

- **Landuse landcover classification & Interpretation:** The classification approach is applied on the basis of various characteristics like colour, texture, shape, association etc. The Landuse landcover map for 10 km buffer zone of the project area is shown in figure 3.

The unsupervised classification approach was obtained for the Landuse and Landcover classification by using ERDAS Imagine software. In this approach, the pixels of the project area are clustered in several classes on the basis of spatial & spectral variation in pixel value which are following:

- I. **Built-up land:** 5.61 per cent of the total project area is covered by built-up land. The entire built-up land comes under rural areas. This area is identified by grey color and square/rectangular shape in the satellite image. Built-up land can be described as an area of intensive use with much of the land covered by structures. Areas included in this category are cities, towns, villages, strip developments along with highways, transportation, power, and communications facilities, and other areas such as those occupied by mills, shopping centers, industrial and commercial complexes, and institutions that may, in some instances, be isolated from built-up areas.
- II. **Agricultural land:** 59.57 per cent of the total project area is covered under agricultural land. Agricultural land may be defined as the land that is used primarily for the production of food and fiber. In the satellite imageries, cropland is identified by light pinkish to dark pinkish color or red, fine texture and rectangular/square shape.
- III. **Agricultural fallow land:** It is the type of cropland which is not seeded for a season so as to allow the fields become fertile again. The practice of allowing fields to remain fallow dates back to ancient times when farmers realized that using soil over and over again depletes its of its nutrients. Agricultural fallow land covers 29.99 per cent of the total project area.
- IV. **Open Land:** Open land is any degraded land or a land which is currently underutilized but can be brought under vegetative cover with reasonable efforts. This type of land covers 3.65 per cent of the total project area. This area is identified by off-white color and rough texture in the satellite image.

V. River/Water Bodies: All natural and man-made ponds, reservoirs, river come under this class. A river is a natural flowing watercourse, usually freshwater, flowing towards an ocean, sea, lake or another river. In some cases a river flows into the ground and becomes dry at the end of its course without reaching another body of water. This feature is identified by dark blue to black color, fine texture in the satellite image and cover only 0.54 percent of the total project area.

VI. Industrial Area: This type of land covers 0.64 per cent of the total project area.

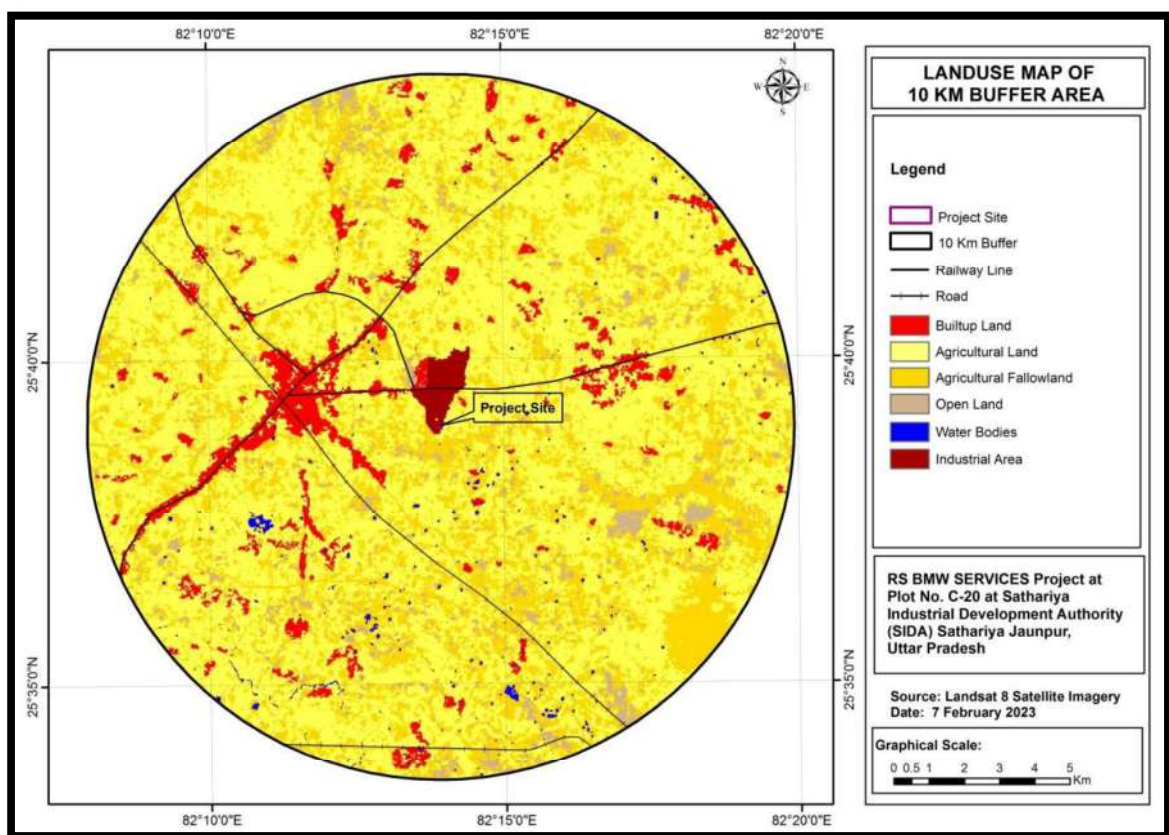


Figure 3-14: shows Landuse landcover classification

On the basis of the landuse landcover classification, the areas of different land features are as follows:

Table 3-15: Landuse Landcover classification of the study area

Class Name	Area (Ha)	Area (%)
Built-up Land	1781.21	5.61
Agricultural Land	18909.20	59.57
Agricultural Fallowland	9519.14	29.99
Open Land	1157.06	3.65
River/Water Bodies	172.33	0.54
Industrial Area	203.02	0.64
Total	31741.95	100.00

Impact Analysis:

This Construction project will have some anticipated impacts which are as follows

1. Creation of employment, quality shelter and improved infrastructure.
2. The surrounding land use pattern will be changed.
3. Road network will be developed.
4. Impact on the public utilities arising out of the utilities for the project activities.
5. Impact on the natural drainage system and soil erosion.

Mitigation measurement:

Mitigation measures are means to prevent, reduce or control adverse environmental effects of a project, and include restitution for any damage to the environment caused by those effects through replacement, restoration, compensation or any other means. The mitigation measures are as follows:

1. Selection of suitable local plant species for greenbelt development in and around the sites.
2. Top soil conservation plan and its re-utilization depending on its quality
3. Recycling of recyclable non-biodegradable garbage and only non-recyclable portion shall be handed over to local authority to reduce the load on dumping grounds

3.11 Biological Environment

3.11.1 Introduction

The biological environment is very crucial for living environment of any area. The Biological diversity includes the variation of all of life forms mainly genetic, species and population. However, Flora and Fauna diversity is broadly understood type. They are further divided in to terrestrial and aquatic life form. Forests are repository of the bio-diversity, gene pool resources,

sequester carbon dioxide and provide lot of other environmental services. They play a very vital role in sustaining the life of people and are crucial for the food and water security. In India, the sustained flow of water in our rivers, streams and rivulets and recharge of ground water is necessary for the food security and drinking water availability. The hydrological functions of forests include interception of rainfall and regulating the stem flows, binding soil to prevent soil erosion and conserving the soil moisture. The Forests are the source of major water resource both surface, subsoil and ground water in the country. Forests supply nutrients to agriculture crops through runoff water with much other complementariness with agriculture ecosystem. The division of core and buffer zone is the best way to study the pattern of biodiversity for environmental impact assessment.

Methodology

The biological information has been collected through field studies, conversation with local people and collection of available literature from relevant institutions/ organizations. A participatory and consultative approach was followed. Field visits were undertaken for survey of the vegetation and animals in the study area. The study area has been divided into two parts as core area consisting of project site and the buffer area as the 10 km radius of the project site.

Results and Discussion

The primary survey of study area was conducted particularly with reference to habitat types, listing of species and assessment of the existing baseline ecological (terrestrial and aquatic ecosystem) conditions.

There is no national park, wildlife sanctuary and critically polluted area in 10km radius from the project site. There are no forests within 5 Km from the boundary of the project site.

Floral biodiversity

Core Zone: The core zone was devoid of any plant or tree naturally growing over there. The agro-biodiversity of the study area is unique and there is no reserve or protected forest. The core zone is a long stretch of river sand and no flora was found in the core zone.

Buffer Zone: Some of the most dominant species in not forest area are Neem (*Azadirachta indica*), Gulmohar (*Delonix regia.*), Amaltas (*Cassia fistula*), Peepal (*Ficus religiosa*), Shisham

EIA Report of Proposed Development of Common Biomedical Waste Treatment Facility at Plot No. C-20 at Sathariya Industrial Development Authority (SIDA) Sathariya Jaunpur, Uttar Pradesh Project Proponent: M/s R.S. BMW Services

(*Dalbergia sissoo*), Sagwan (*Tectona grandis*) etc. were observed within 10 km radius of the study area. Other shrub, herb and grass species like Aloe Vera (*Aloe vera*), Sadabahar (*Catharanthus roseus*), Kush grass (*Desmostachya bipinnata*) and Doob grass (*Cynodon dactylon*) were also recorded.

The important floras of the study area are given in table No.-3.2.

Table 3-2 List of Flora in the Study Area by Site Visit, Inputs from the Locals and Pursued from Secondary Data

S. NO.	Common Name	Botanical Name	Family Name
Shrubs/herbs/Climbers			
	Aloe vera	<i>Aloe vera</i>	Asphodelaceae
	Ban Tulsi	<i>Croton bonplandianum</i>	Euphorbiaceae
	Chaff flower	<i>Achyranthes aspera</i>	Amaranthaceae
	Creeping cradle	<i>Cyanotis axillaris</i>	Commelinaceae.
	Giant Milkweed	<i>Calotropis procera</i>	Apocynaceae
	Guava	<i>Psidium guajava</i>	Myrtaceae
	Holy Basil (Tulsi)	<i>Ocimum tenuiflorum</i>	Lamiaceae
	Harsingar	<i>Nyctanthes arbor-tristis</i>	Oleaceae
	Indian Catmint	<i>Anisomeles indica</i>	Lamiaceae
	Nag Phani	<i>Opuntia elatior</i>	Cactaceae
	Pink Node Flower	<i>caesulia axillaris</i>	Asteraceae
	Sadabahar	<i>Catharanthus roseus</i>	Apocynaceae
	Sissoo spinach	<i>alternanthera sessilis</i>	Amaranthaceae
	Tick Weed	<i>Cleome viscose</i>	Cleomaceae
	Yellow Kaner	<i>Thevetia peruviana</i>	Apocynaceae
Trees			

EIA Report of Proposed Development of Common Biomedical Waste Treatment Facility at Plot No. C-20 at Sathariya Industrial Development Authority (SIDA) Sathariya Jaunpur, Uttar Pradesh Project Proponent: M/s R.S. BMW Services

	Amla	<i>Phyllanthus emblica</i>	Phyllanthaceae
	Amaltas	<i>Cassia fistula</i>	Fabaceae
	Arjun Tree	<i>Terminalia arjuna</i>	Combretaceae
	Banyan	<i>Ficus benghalensis</i>	Moraceae
	Blue Gulmohar	<i>Jacaranda mimosisolia</i>	Bignoniaceae
	Elephant Apple	<i>Dillenia indica</i>	Dilleniaceae
	Gulmohar	<i>Delonix regia</i>	Fabaceae
	Imli	<i>Tamarindus indica</i>	Fabaceae
	Jackfruit	<i>Artocarpus heterophyllus</i>	Moraceae
	Kadamb	<i>Neolamarckia cadamba</i>	Rubiaceae
	Mango	<i>Mangifera indica</i>	Anacardiaceae
	Neem	<i>Azadirachta indica</i>	Meliaceae
	Peepal	<i>Ficus religiosa</i>	Moraceae
	Sal	<i>Shorea robusta</i>	Dipterocarpaceae
	Saptaparni	<i>Alstonia scholaris</i>	Apocynaceae
	Sisham	<i>Dalbergia sissoo</i>	Fabaceae
	Teak	<i>Tectona grandis</i>	Lamiaceae
Grasses			
	Bermuda grass	<i>Cynodon dactylon</i>	
	Doob	<i>Cynodon dactylon</i>	Poaceae
	Elephant Grass	<i>Arundo donax</i>	Poaceae
	Kush grass	<i>Desmostachya bipinnata</i>	Poaceae
	Weeping grass	<i>Eragrostis curvula</i>	Poaceae

Faunal Biodiversity

The fauna visiting core zone includes crows (*Corvus splendens*), Common Myna (*Acridotheres tristis*) Indian Field Rat (*Mus buduga*) etc. As per the information collected by the field team the common birds inhabiting in the study area are Bulbul (*Pycnonotus jocosus*), Rock Pigeon (*Columba livia*), and Asian Koel (*Eudynamys scolopaceus*). Some common animals of the study area are Rhesus macaque (*Macaca mulatta*), toads (*Duttaphrynus melanostictus*) and frogs (*Hoplobatrachus tigerinus*), House lizards (*Hemidactylus frenatus*) along with the commonly found domestic animals such as cow, dog, etc. In addition, there were several lower life forms, such as, ants, spider, butterfly, bee, wasp, bugs and termite are also found in the study area. Table 3-16 gives a list of fauna in the study area.

Table 3-16: List of Fauna in the Study Area by Site Visit, Inputs from the Locals and Pursued from Secondary Data

Sr. No.	Common Name	Scientific Name	Status according to WPA, 1972
<i>Avifauna (Birds)</i>			
1.	Asian Pied Starling	<i>Gracupica contra</i>	Sch. IV
2.	Indian Koel	<i>Eudynamys scolopacea</i>	Sch. IV
3.	Bank Myna	<i>Acridotheres ginginianus</i>	Sch. IV
4.	Rock Pigeon	<i>Columba livia</i>	Sch. IV
5.	Black Drongo	<i>Dicrurus macrocercus</i>	Sch. IV
6.	Black Winged Stilt	<i>Himantopus himantopus</i>	Sch. IV
7.	Black kite	<i>Milvus migrans</i>	Sch. IV
8.	Brahminy Starling	<i>Sturnus pagodarum</i>	Sch. IV
9.	Common Myna	<i>Acridotheres tristis</i>	Sch. IV
10.	Cattle egret	<i>Bubulcus ibis</i>	Sch. IV
11.	Greater Coucal	<i>Centropus sinensis</i>	Sch. IV
12.	Common Crested Lark	<i>Galerida cristata</i>	Sch. IV
13.	Eurasian Hoopoe	<i>Upupa epops</i>	Sch. IV
14.	House Sparrow	<i>Passer domesticus</i>	Sch. IV
15.	House Crow	<i>Corvus splendens</i>	Sch. V
16.	Indian Pond Heron	<i>Ardeola grayii</i>	Sch. IV
17.	Indian Roller	<i>Coracias benghalensis</i>	Sch. IV
18.	Indian Robin	<i>Saxicoloides fulicata</i>	Sch. IV
19.	Intermediate Egret	<i>Ardeea intermedia</i>	Sch. IV

EIA Report of Proposed Development of Common Biomedical Waste Treatment Facility at Plot No. C-20 at Sathariya Industrial Development Authority (SIDA) Sathariya Jaunpur, Uttar Pradesh Project Proponent: M/s R.S. BMW Services

20.	Jungle Babbler	<i>Turdoides striata</i>	Sch. IV
21.	Little Egret	<i>Egretta garzetta</i>	Sch. IV
22.	Little cormorant	<i>Microcarbo niger</i>	Sch. IV
23.	Oriental Magpie Robin	<i>Copsychus saularis</i>	Sch. IV
24.	Pied Kingfisher	<i>Ceryle rudis</i>	Sch. IV
25.	Rose Ringed Parakeet	<i>Psittacula krameri</i>	Sch. IV
26.	Red- Vented Bulbul	<i>Pycnonotus cafer</i>	Sch. IV
27.	Spotted Dove	<i>Spilopelia chinensis</i>	Sch. IV
28.	Shikra	<i>Accipiter badius</i>	Sch. IV
29.	Small Bee Eater	<i>Merops orientalis</i>	Sch. IV
30.	White-breasted Kingfisher	<i>Halcyon smyrnensis</i>	Sch. IV
Mammals			
31.	Cow	<i>Bao Taurus</i>	---
32.	Domestic Water Buffalo	<i>Bubalus bubalis</i>	---
33.	Flying Fox (Bat)	<i>Pteropus giganteus</i>	Sch. V
34.	Goats	<i>Capra hircus</i>	---
35.	Gray Langur	<i>Simia entellus</i>	
36.	Indian Hare	<i>Lepusni gricolis</i>	Sch. IV
37.	Indian Pariah Dog	<i>Canis lupus familiaris</i>	---
38.	Nilgai	<i>Boselaphustra gocomelus</i>	Sch. III
39.	Jackal	<i>Canisaureus</i>	Sch. II
40.	Jungle Cat	<i>Felischaus</i>	Sch. V
41.	Palm Squirrel	<i>Funambulus pennanti</i>	Sch. IV
42.	Rhesus macaque	<i>Macaca mulatta</i>	Sch. IV
43.	Small Indian Mongoose	<i>Herpestes auropunctatus</i>	Sch. II
Rodent			
44.	House Rat	<i>Rattusrattus</i>	Sch. V
45.	Indian Field Mouse	<i>Musbooduga</i>	Sch. V
46.	Indian Mole Rat	<i>Bandicota bengalensis</i>	Sch. V
Reptiles			
47.	Brahminy (Golden) skink	<i>Mabuya carinata</i>	Sch. IV
48.	Common Dotted Garden Skink	<i>Lygosoma punctata</i>	Sch. IV
49.	Common krait	<i>Bungarus caeruleus</i>	Sch. IV
50.	Common house gecko	<i>Hemidactylus frenatus</i>	Sch. IV
51.	Garden Lizard	<i>Calotes versicolor</i>	Sch. IV
52.	Rock Gecko	<i>Hemidactylus maculates</i>	Sch. IV
Amphibians			
53.	Common Indian Toad	<i>Duttaphrynus</i>	Sch. IV

EIA Report of Proposed Development of Common Biomedical Waste Treatment Facility at Plot No. C-20 at Sathariya Industrial Development Authority (SIDA) Sathariya Jaunpur, Uttar Pradesh Project Proponent: M/s R.S. BMW Services

		<i>melanostictus</i>	
54.	Indian Cricket Frog	<i>Fejervaryali mnocharis</i>	Sch. IV
55.	Indian Bull Frog	<i>Hoplobatrachus tigerinus</i>	Sch. IV
Fishes			
S. No.	Common Name	Scientific name	Family
56.	Bhangan or Bata	<i>Labeo bata</i>	Cyprinidae
57.	Belgagra	---	Cyprinidae
58.	Catla	<i>Labeo catla</i>	Cyprinidae
59.	Rohu	<i>Labio rohita</i>	Cyprinidae
60.	Magur	<i>Clarias batrachus</i>	Clariidae
61.	Mourola	<i>Amblypharyngodon mola</i>	Cyprinidae
62.	Singhi	<i>Heteropneustes fossilis</i>	Heteropneustidae
Insects			
63.	Crab spiders	---	Thomicideae
64.	Common Wanderer	<i>Pareronia valeria</i>	Pieridae
65.	Common Social Wasp	<i>Ropalidia marginata</i>	Vespidae
66.	Fire ants (red ants)	<i>Selonopsis invicta)</i>	Formicidae
67.	Indian Drywood Termites	<i>Cryptotermes dudleyi</i>	Termitoideae
68.	Indian Hive Bee	<i>Apis indica</i>	Apidae
69.	Peacock Pansy	<i>Junonia almana</i>	Nymphalidae
70.	Lady Bug	<i>Coccinella septempunctata</i>	Coccinellidae
71.	Striped Tiger	<i>Danaus genutia</i>	Nymphalidae

Source: Survey in Study area

3.12 Socio- Economic Environment

Socio-economic survey tools provide a means of improving understanding of local resource management systems, resource use and the relative importance of resources for households and villages.

Data Collection: Following steps were considered for the collection of primary data:

1. Identifying of Study Area
2. Site Visit
3. Analysis of Data Collected

The data on socio-economic aspects in the study area has been carried out through the analysis of the secondary data available for the study area.

3.12.1 Methodology

The methodology adopted in the assessment of socio-economic condition is as given below;

- Evaluation of the parameters defining the socio-economic conditions of the population.
- Analysis of the identification of social attributes like population distribution, sex ratio, occupational structure, available public utilities, etc., through literatures like district census hand book.
- Public opinion for the future development in the study area.

Sociological aspects include human settlements, demographic and socio-economic aspects and infrastructural facilities available in the study area. The economic aspects include agriculture, industry and occupational structure of workers.

The studies carried out are descriptive and exploratory in nature and are done by FAE, Socio-Economic.

Table 3-17: Methodologies of social data collection

S. No.	Collection of data	With Effect From
Secondary Sources		
I	Census of India, 2011	Latest Update available from 2012
Primary Sources		Method / Technique
Field observations		Market area survey
Extensive site-specific survey		Non-Probability Random Sampling
Survey period		Target sample of people interviewed of NH-135A, MDR 97E through Open interview Manner and the order of Sub-round/ per monitoring season
Type		Residence Shopkeeper etc.

3.12.2 Demographic structure of the study area

Population in Core Zone

Socio-economic status of the population is an indicator of development of the region. Any developmental project of any magnitude will have a bearing on the living condition and the economic bearing of the population in particular and the region as a whole. The section

EIA Report of Proposed Development of Common Biomedical Waste Treatment Facility at Plot No. C-20 at Sathariya Industrial Development Authority (SIDA) Sathariya Jaunpur, Uttar Pradesh Project Proponent: M/s R.S. BMW Services

delineates the overall appraisal of the socially relevant attributes. The data on socio-economic aspects in the study area has been carried out through the analysis of the secondary data available for the study area.

Population in Buffer Zone

Jaunpur is one of district of Uttar Pradesh in India. There are 6 Tehsils, 3381 villages and 13 towns in Jaunpur district. As per the Census India 2011, Jaunpur district has 663513 households, population of 4494204 of which 2220465 are males and 2273739 are females. The population of children between age 0-6 is 676216 which is 15.05% of total population.

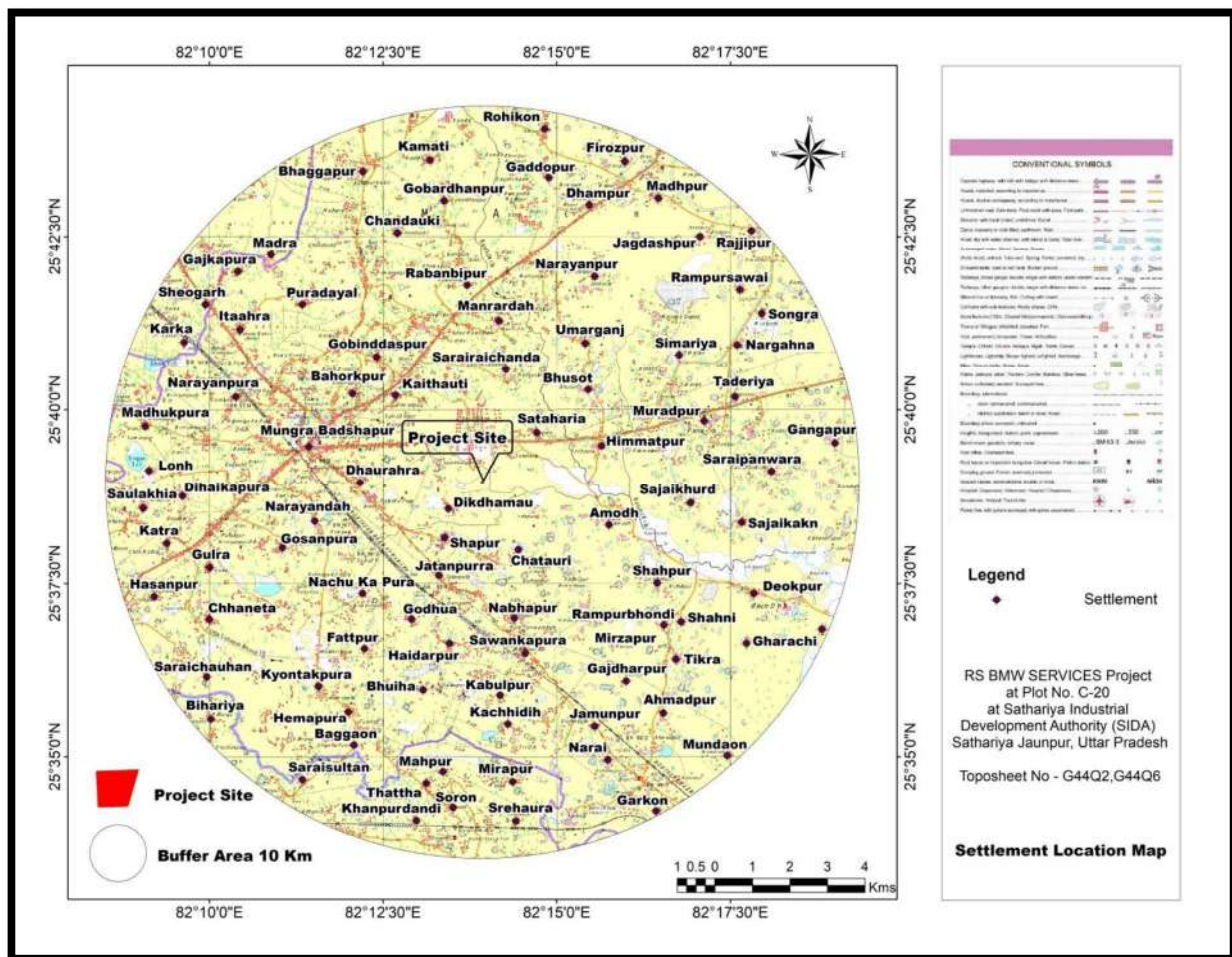


Figure 3-15: Settlement map of the project site

EIA Report of Proposed Development of Common Biomedical Waste Treatment Facility at Plot No. C-20 at Sathariya Industrial Development Authority (SIDA) Sathariya Jaunpur, Uttar Pradesh Project Proponent: M/s R.S. BMW Services

The Total Population of study area is 104715 individuals and 15817 numbers of households. A comparative assessment has been made for the respective demographic aspects, based on the year 2011 data, which has been discussed in the following sections.

The total population of study area is 104715 the percentages of male & female population are 49% & 51% respectively. Breakup of the population for male and female is given in following Table: 3.18

Table 3-18: Breakup of the population for male and female

Particulars	Number
No of households	15817
Total population	104715
Male population	51291
Female population	53424
Average family size	7

(Source: As per Census Data 2011)

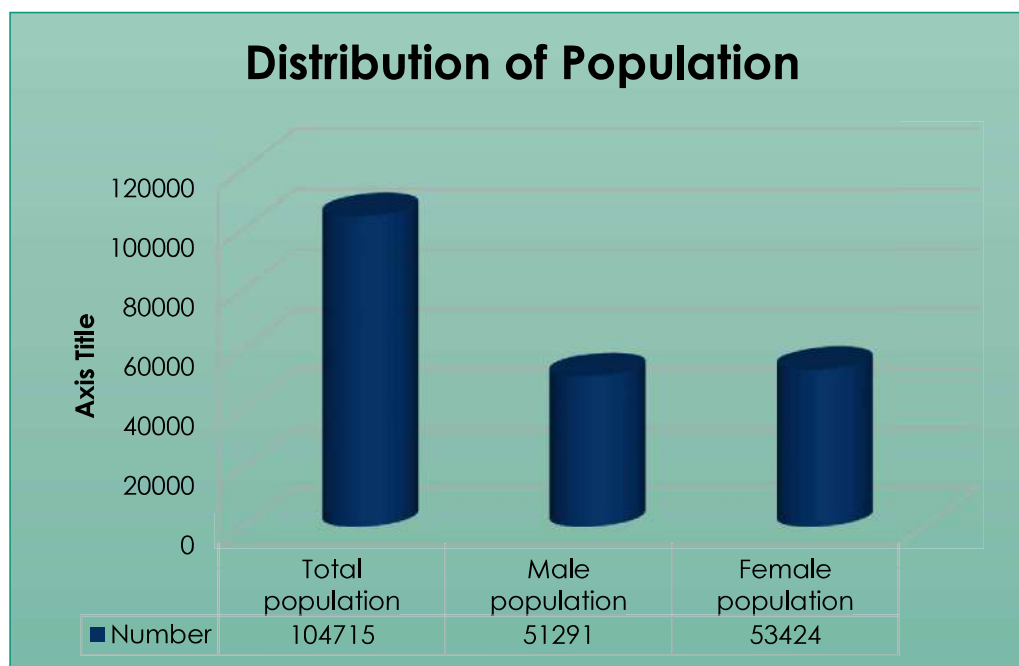


Figure 3-16: Distribution of Population in Study area

3.12.3 Social structure:

In 2011, about 25% of the total population belonged to Scheduled Castes (SC) and 0.014% of the total population belonged to Scheduled Tribes (ST). The distribution of population in the study area by social structure is presented in Table 3.19.

Table 3-19: Distribution of Population by Social structure in Study Area

Particulars	Number
Total Scheduled Castes	26069
Scheduled Castes Male	12932
Scheduled Castes Female	13137
Total Scheduled Tribes	15
Scheduled Tribes Male	10
Scheduled Tribes Female	5

(Source: As per Census Data 2011)

3.12.4 Literacy levels

The literacy rate in study area is 60% of the total population in 2011. The male literacy rate was 58% (of total male population), whereas corresponding figures for the female literacy rate was 42% (of total female population) in 2011. The details are presented in Table and represented in the form of a pie chart as given in Figure 3.18.

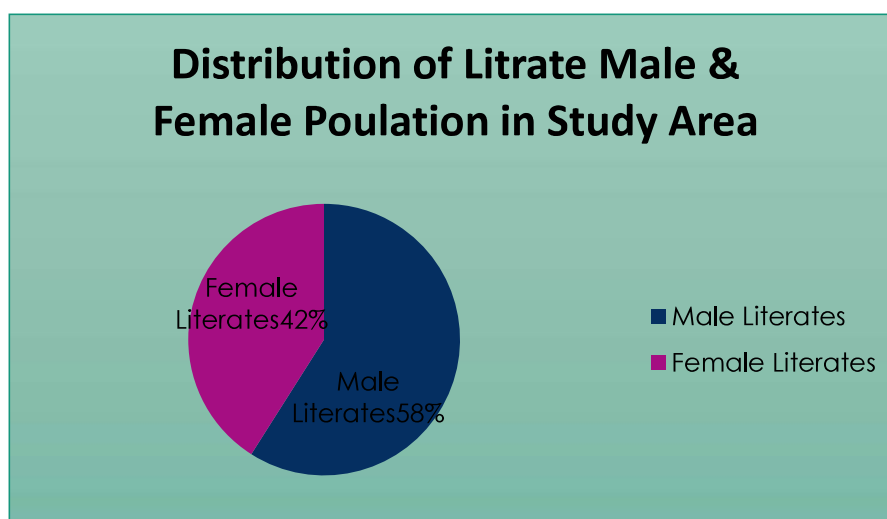


Figure 3-17: Distribution of Literate Male & Female Population in Study Area

Table 3-20: Distribution of Literates in Study Area

Particulars	Number
Total Literates	62791
Male Literates	36455
Female Literates	26336

(Source: As per Census Data 2011)

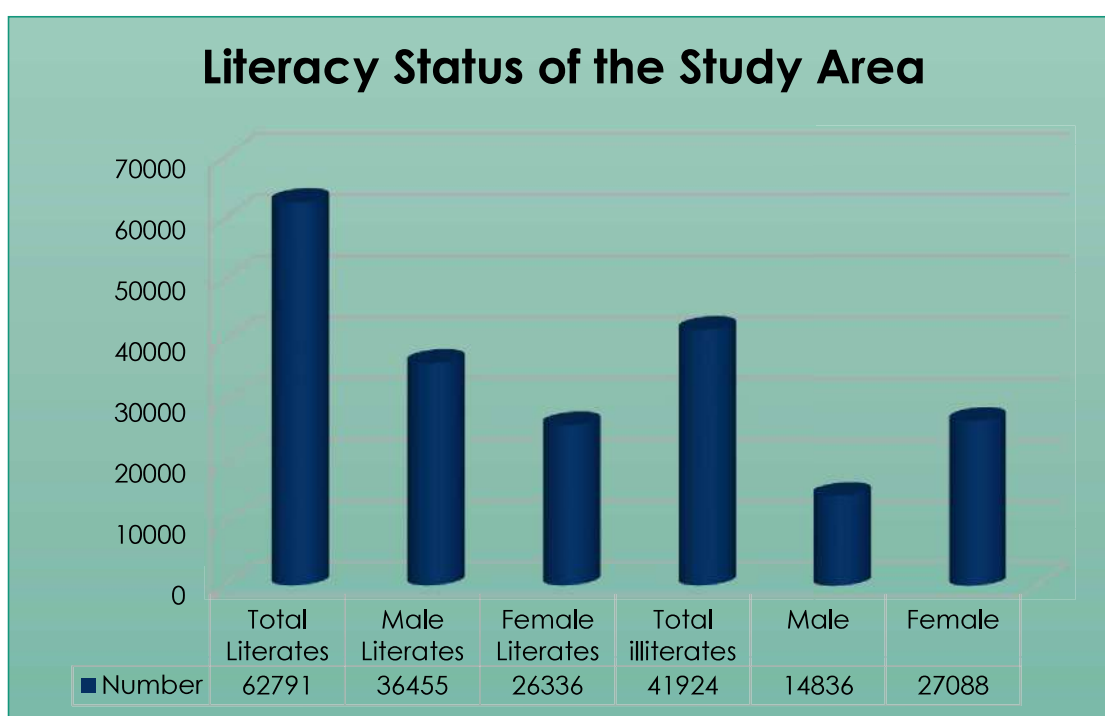


Figure 3-18: Literacy Status of the Study Area

3.12.5 Occupation Pattern of the study area

The occupational structure of the population in the study area has been studied with reference to the total workers and non-workers. Further total workers grouped into two categories main workers and marginal workers. Main workers have been grouped into four categories namely: Cultivators, agricultural laborers, household workers and other workers.

3.12.6 Total workers:

Work is defined as participation in any economically productive activity with or without compensation, wage. Such participation may be physical and/ or mental in nature. Work involves

not only actual work but also include supervision and direction of work. It even includes part time help or unpaid work on farm, family enterprise or its economic activity. All persons engaged in 'work' as defined above are workers.

The number of total workers in the study area is 32771 which are 31% of total population. Out of which 64% is male and only 36% is female. Total workers further divided into main workers and marginal workers.

3.12.7 Main workers:

Those workers who had worked for the major part of the reference period (i.e., 6 months or more) are term main workers. Total number of main workers in the study area is 18867 which are 73% of total workers and 27% of total population.

3.12.8 Marginal Workers

The marginal workers are those workers, who are engaged in some work for a period of less than six months, during the reference year prior to the census survey. Total number of marginal workers in study area is 13904 which are approx. 42.42% of the total workers.

3.12.9 Cultivator

A person is classified as cultivator if he or she is engaged in cultivation of land own or from government or held from private persons or institutions for payment in money, kind or share. Cultivation work includes effective supervision or direction in cultivation. A person who has given out her/his land to another person or institution(s) for cultivation for money, kind or share of crop and who does not even supervise or direct cultivation process is not treated as cultivator. Similarly, a person working on another person's land for wages in cash or kind or combination of both is not treated as cultivator.

Total cultivators in study area are 10091 which are 31% of Total workers. The distribution of cultivators is male percentage is 75% male and female percentage is 25%.

3.12.10 Agricultural Labourers

A Persons working on the land of others for wages or share in the yield have been treated as agricultural labourers. The total Agriculture workers of this category are about 4633 which are 4% of the total population in study area. The distribution of agricultural labours within study area male percentage is 61% and female is 39%.

3.12.11 Household Worker

Household industry relates to production, processing, servicing, repairing or making and selling but not includes professions such as a pleader, Doctor, Musician, Dancer, Waterman, Astrologer, Dhobi, Barber, even if such professions, trade or services are run at home by members of the household. The total Household workers of this category are about 4633 (14% of total workers) in which 61% are male and 39% are female.

3.12.12 Non-Workers:

The total number of non-workers population is 71944 which are 69% of the total population. Out of which 42% is male and 58% is female.

Table 3-21: Occupational Pattern of the study area

S. No.	Particulars	Number of Workers in the study area		
		Total	Male	Female
1.	Total Workers	32771	20851	11920
2.	Main Workers	18867	13717	5150
3.	Marginal Worker	13904	7134	6770
4.	Non-workers	71944	30440	41504
5.	Cultivators	10091	7591	2500
6.	Agricultural Labour	4633	2834	1799
7.	Others Workers	3529	2840	689

(Source: As per Census Data 2011)

3.12.13 Impact Assessment & Conclusion:

The project activity together with inflow of capital, in-migration and employment of local inhabitants has shown positive impact on the overall social and economic condition of the people of the area. The project has provided a direct job opportunity to the local persons as both technical and non-technical workers. Literacy has further increased because of better income and awareness amongst the people. The project has provided direct employment opportunity to local people. Indirect employment is being generated in trade and other ancillary services. Employment in these sectors is both permanent and temporary or contractual and involvement of unskilled labour. A major part of this labour force is mainly from local villagers who are expected to engage themselves both in agriculture and project activities. This enhances their

income and lead to overall economic growth of the area. The following socio-economic changes have taken place due to project activities:

- The project is having a positive employment and income effect, both direct as well as indirect.
- Expected Improvement of infrastructure & transportation.
- The project is having positive impact on consumption behavior by way of raising average consumption and income through multiplier effect.
- The project has brought about changes in the pattern of demand from food to non-food items as sufficient income is being generated.
- People located in the project area and in close vicinity, enjoying positive changes in life style and better quality of life.

3.12.14 Rehabilitation & Resettlement (R&R) Action Plan

There shall not be any displacement of people due to project as the project is modified in the existing site only. No further land acquisition required for the project; hence no R & R Action plan is required. There is no Land Acquisition.

Social infrastructure nearby project site

Nearest Habitation:- Nearest Habitation is Sarai Dingur (approx. 1.12 Km towards North-West), Sarokhanpur (approx. 1.30 km towards WSW), Uchaura (approx. 3.13 km towards ESE), Sata Hariya (approx. 0.94 km towards ENE) etc. These Villages are densely populated and Nearest Railway Station is Badshahpur Railway Station (approx. 4.05 Km towards West) and Nearest Airport is Lal Bahadur Shastri International Airport (approx. 65 km towards South-East).

Educational Facilities: - The study area (of 10.0 km) has Sarai rahichanda govt. school (approx. 3.12 km towards North), Govt. Kanya School, Kachhidih (approx. 6.47 km towards SSE), Happy Model Public School, Mungra (approx. 3.68 km towards West). There are also private schools in the localities.

Medical Facilities: The study area (of 10.0 km) has Govt. hospital- Satharia Industrial Estate (approx. 1.35 km towards NNE), Govt. hospital, Machlisahar Rd. (approx. 3.72 km towards WNW), Asha Medicare & PHC, Nibhapur (approx. 3.97 km towards SSE).

EIA Report of Proposed Development of Common Biomedical Waste Treatment Facility at Plot No. C-20 at Sathariya Industrial Development Authority (SIDA) Sathariya Jaunpur, Uttar Pradesh Project Proponent: M/s R.S. BMW Services

Religious facilities: - Some nearest temple is Shiv Temple, Sarai Rai Chanda (approx. 1.33 km towards NNW), Hanuman Temple, Dhaurahara (approx. 2.33 km towards WSW).

Post office & Police Station: - Post office- Shahbganj (approx. 4.16 km towards WNW) and Post Office, Raipur (approx. 5.63 Km towards North) and Thana Badshahpur, Mungra Badshahpur, (approx. 4.41 km towards WNW) and Police Station, Pawara (approx. 8.19 km towards ENE).

Social Setup:

The study area is dominated by General caste and other backward community; Agriculture is the predominant occupation however currently there is a wave of change of occupation. There by other worker are increasing in the study area. The immediate surroundings of the projects lack the amenities.

Table 3-22: Social setup of the study area

1	Total no. of villages in the study area	69	
2	Total Population of the Study Area	104715	
	Male	51291	49
	Female	53424	51
	Sex Ratio (No. of females per 1000 males)	1042	
3	0-6 Year Population in Study Area	15738	15
	Male	8208	52
	Female	7530	48
	Sex Ratio (No. of females per 1000 males)	917	
4	Total number of Households	15817	
	Average Household size in the Study Area as a whole	7	
5	Total Population of Schedule Caste Community in the Study Area	26069	25
	Male	12932	50
	Female	13137	50
6	Total Population of Schedule Tribe Community in the Study Area	15	0.0
	Male	10	67

EIA Report of Proposed Development of Common Biomedical Waste Treatment Facility at Plot No. C-20 at Sathariya Industrial Development Authority (SIDA) Sathariya Jaunpur, Uttar Pradesh Project Proponent: M/s R.S. BMW Services

	Female	5	33
7	Total Literates in the Study Area	62791	60
	Male	36455	58
	Female	26336	42
8	Total illiterates in the Study Area	41924	40
	Male	14836	35
	Female	27088	65
9	Total Worker Population	32771	31
	Male	20851	64
	Female	11920	36
10	Main Worker Population	18867	18
	Male	13717	73
	Female	5150	27
11	Marginal Workers	13904	
	Male	7134	51
	Female	6770	49
12	Cultivators	10091	31
	Male	7591	75
	Female	2500	25
13	Agricultural Labour	4633	4
	Male	2834	61
	Female	1799	39
14	Others Workers	3529	
	Male	2840	80
	Female	689	20
15	Non- Workers	71944	69
	Male	30440	42
	Female	41504	58

3.13 Traffic Analysis

Traffic Survey and Projection for Common Biomedical Waste Treatment Facility, Jaunpur

The seven days traffic survey has been conducted from 25.05.2023 to 31.05.2023 on the Metalled Road passing through adjacent to the project site. Average values have been used for traffic estimation. Manual of Standard & Specification for Two Laning of State Highways (IRC: SP:73-2007) has been used for traffic calculations and projections. A minimum 5% annual increase in the traffic is taken for the projection. Highest traffic volume however has been observed during working hours and returning hours i.e. 9:00-11:00 AM and 05:00-07:00 PM

EIA Report of Proposed Development of Common Biomedical Waste Treatment Facility at Plot No. C-20 at Sathariya Industrial Development Authority (SIDA) Sathariya Jaunpur, Uttar Pradesh Project Proponent: M/s R.S. BMW Services

respectively due to movement of employees of the Power Plant located next to the plant. It is envisaged that the construction will be done in one year.

Table 3-23: Traffic Survey and Projection near Metalled Road adjacent to the project site

Classification of Traffic	Adopted PCU Value	Existing Traffic on the Metalled Road		Operational Phase on the Metalled Road (Dec 2024)		
		ADT	PCU	ADT	Traffic due to Project	PCU
Cars	1	22	22	24	2	26
Three-Wheeler	1	5	5	6	0	6
Two-wheeler	0.5	48	24	51	10	31
Buses	3	4	12	5	0	15
LCV	1.5	34	51	36	2	57
Trucks	3	10	30	11	1	36
Tractor-Trailer	4.5	8	36	9	0	41
Cycle	0.5	120	60	126	0	63
Rickshaw (Cycle+Battery)	2	34	68	36	0	72
Total PCUs per day			308			347

EIA Report of Proposed Development of Common Biomedical Waste Treatment Facility at Plot No. C-20 at Sathariya Industrial Development Authority (SIDA) Sathariya Jaunpur, Uttar Pradesh Project Proponent: M/s R.S. BMW Services



Level of Service (LoS)

The design service volume of two-lane highway in PCUs per day in plain area without paved shoulders ($c=15000$ pcu) has been adopted.

Table 3-3 Design Service Volume for 4-lane Highways in PCU/day

Terrain	Design Service Volume in PCU Per Day	
	Level of Service 'B'	Level of Service 'C'
Plain and Rolling	40,000	60,000
Mountainous and Steep	20,000	30,000

The following guidelines of IRC have been followed:

Table 3-24: Guidelines of IRC for Judging LOS Vs Performance

V/C	LOS	Performance
0.0-0.2	A	Excellent
0.2-0.4	B	Very Good
0.4-0.6	C	Good/Average
0.6-0.8	D	Below Average

EIA Report of Proposed Development of Common Biomedical Waste Treatment Facility at Plot No. C-20 at Sathariya Industrial Development Authority (SIDA) Sathariya Jaunpur, Uttar Pradesh Project Proponent: M/s R.S. BMW Services

0.8-1.0	E	Poor
1.0-1.2	F	Very Poor

LoS in Existing Scenario = $308/15000 = 0.0205$ (A-Excellent)

LoS after Construction of the Project = $347/15000 = 0.023$ (A-Excellent)

As per the V/C ratio mentioned in the Table 3, it can be easily interpreted that the LoS in the present case and operational phase will be Excellent as the v/c ratio falls between 0.0-0.2 in the existing and operational phase of the project on the Metalled Road.

4 ANTICIPATED ENVIRONMENTAL IMPACTS & MITIGATION MEASURES

4.1 General

Environmental Impact Assessment (EIA) is a planning tool generally accepted as an integral component of sound decision making. EIA is to give the environment its due place in the decision making process by clearly evaluating the environmental consequences of the proposed activity before action is taken. Early identification, characterization and quantification of critical environmental impacts allow the public and the government to form a view about the environmental acceptability of a proposed developmental project and what conditions should apply to mitigate or reduce those risks and impacts. The aim is to ensure that potential environmental problems are foreseen and avoided at an early stage in planning cycle so as to preempt problems.

The EIA mechanism is applied to the project in the following order of priority project in the following order of priority:

- Avoid adverse environmental impact
- Minimize and control adverse environmental impact
- Mitigate adverse environmental impact

The environmental impact assessment has been performed to predict the quantitative and qualitative impact on the following broad environments which broadly describe the whole gamut of environment. Further there would be two phases of generation i.e. during the construction phase and the operational phase.

4.1 Potential Impacts

The potential significant environmental impacts associated with the project are grouped as below.

Air Environment

- Impacts on ambient air quality
- Impacts on ambient odor
- Impacts on ambient noise

Water Environment

- Impacts on surface & ground water quality
- Impacts on aquatic life

Land Environment

- Impacts on land use
- Impacts on soil fertility

Socio Economics

- Impacts on infrastructure
- Impacts on employment
- Indirect Impacts
- Impacts on public health and safety
- Impacts on aesthetics

4.2 Prediction of Impacts

The impact assessment is carried out for the following phases and presented in the following paragraphs.

- Impacts during development phase or construction phase
- Impacts during operation phase

4.3 Impacts during Development Phase or Construction Phase

4.3.1 Air Environment

The air environment may be described in terms of parameters of ambient air quality such as ground level concentration of particulate matter (PM10) representing suspended particulates which are less than 10 micron size which easily get into our respiratory tracts. Further the particulate matter (PM2.5) denotes that fraction of finer particulates which are deposited in our lungs and cause respiratory diseases and also affect metabolism.

All of the developmental activity viz. Construction work, operation of diesel driven equipment and machinery, excavations, loading and unloading of materials, haulage of materials, dumping and stacking of construction material and debris cause generation of fugitive dust particulates over the proposed area and in the neighborhood. Further movement of vehicles because both emission of exhaust gases and also wheel laden fugitive dust particulates. The fugitive particulate

load generated daily depends upon the duration of construction activities which may be said to be temporary lasting for a few months. After the completion of this phase all of the sources stated above stop functioning.

4.3.2 Gaseous Pollutants

The gaseous pollutants namely CO, SO₂, and NO_x released due to vehicular exhausts are noxious in nature. As said earlier, the construction phases are temporary and ceases after a few months. As such the load of gaseous pollutants generated shall be for a limited period of time. The deployment of transportation trucks for haulage of building materials and other machinery shall emit gaseous pollutants.

4.3.3 Noise Environment

The construction phase involves developmental activities and entails usage and deployment of machinery and equipment which would generate noise substantially. The assessment of the impacts of noise on the surrounding community depends upon:

- Characteristics of noise source (instantaneous, intermittent, or continuous in nature, with the latter contributing the least to noise pollution);
- There is no blasting or heavy machinery involved in the installation of incinerator hence there is no instantaneous source of noise pollution from the site.
- Intermittent source of noise shall be movement of vehicles used in construction activities. This shall be temporary in nature.

4.3.4 Water Environment

Sources of water pollution on building sites include: diesel and oil; paint, solvents, cleaners and other harmful chemicals; and construction debris and dirt. Silt and soil that runs into natural waterways turns them turbid, which restricts sunlight filtration and destroys aquatic life. Waste water will be generated from cleaning of vehicles, cleaning of equipments etc.

4.4 Impacts during Operation Phase

4.4.1 Air Environment

During this phase, the sources of fugitive dust are due to movement of medical waste laden trucks to and fro the processing plant. Along with the vehicular pollution emissions from the stack of incinerator is be observed.

4.4.2 Air Pollution Impact Prediction through Modeling Objective

Atmospheric modelling is used by air quality managers to make decisions on effective and efficient ways to implement the National Ambient Air Quality Standards (NAAQS) and improve air quality. Air quality modelling is done to estimate the relationship between sources of pollution and their effects on ambient air quality, predict the impacts from potential emission sources, and simulate ambient pollution concentrations under different policy scenarios. They are critical for determining the relative contributions from different sources, monitoring compliance of air quality regulations, and making policy decisions.

The Air Quality Model

In order to estimate the ground level concentrations due to the emissions from the proposed project, EPA approved American Meteorological Society/Environmental Protection Agency Regulatory Model - AERMOD View 10.0.1 dispersion Model has been used. AERMOD View dispersion Model provides option to model emissions from a wide range of sources that are present at a typical industrial source complex. The model considers the sources and receptors in undulated terrain as well as plain terrain and the combination of both. The basis of the model is the steady state Gaussian Plume Equation, with modifications to model simple point source emissions from stacks that experience the effect of aerodynamic down wash due to nearby buildings, isolated vents, multiple vents, storage piles etc. AERMOD View dispersion model with the following options has been used to predict the cumulative ground level concentrations due to the proposed emissions. Area being rural, the rural dispersion parameters are considered as below:

- Predictions have been carried out to estimate concentration values over radial distance of 10 km around the sources.
- Cartesian receptor network has been considered.
- Emission rates from the sources were considered as constant during the entire period.
- The ground level concentrations computed were as in basis without any consideration of decay coefficient.
- Calm winds recorded during the study period were also taken into consideration.

EIA Report of Proposed Development of Common Biomedical Waste Treatment Facility at Plot No. C-20 at Sathariya Industrial Development Authority (SIDA) Sathariya Jaunpur, Uttar Pradesh Project Proponent: M/s R.S. BMW Services

- 24-hour mean meteorological data, extracted from the meteorological data collected during the study period as per guidelines of IMD/CPCB has been used to compute the mean ground level concentrations to study the impact of proposed activity.
- Stability class was evaluated based on wind direction fluctuation.
- The mathematical equations used for the dispersion modelling assumes that the earth surface acts as a perfect reflector of plume and physico-chemical processes such as dry and wet deposition and chemical transformation of pollutants are negligible.
- Washout by rain is not considered.
- Source of emission is continuous and at steady state.

Emission Calculation

An emissions factor is a representative value that attempts to relate the quantity of a pollutant released to the atmosphere with an activity associated with the release of that pollutant. The general equation for emissions estimation is:

$$E = A \times EF \times (1 - ER/100)$$

Where;

E = emissions in (gm/sec);

A = activity rate (Tonnes/Hr);

EF = emission factor (Kg/Tonnes), and

ER = Overall emission reduction efficiency, %

Sources of Pollution/Emission

Point Source:

1. DG Set of 1 x 82.5 KVA
2. Incinerator – 250 kg/hr

Emission rate of pollutants from operation of DG sets are computed based on research paper of Emission Inventory of Air Pollutants from Diesel Generator Used at Selected Locations in Jaipur

EIA Report of Proposed Development of Common Biomedical Waste Treatment Facility at Plot No. C-20 at Sathariya Industrial Development Authority (SIDA) Sathariya Jaunpur, Uttar Pradesh Project Proponent: M/s R.S. BMW Services

City, India by *Suthar Gaurav et al.* International Journal of Technical Innovation in Modern Engineering & Science (IJTIMES) Volume 4, Issue 12, December-2018.

Emission rate for Incinerator of the Bio Medical Waste is calculated based on the Source Apportionment Study by CPCB. As per the emission factors published in the above documents, the emission rate has been computed and is provided below.

Table 4-1: Emission rate

S.No.	Source	Stack Height, m	Exit Velocity, m/s	Internal Diameter. m	Maximum Working Hours per day
1	Incinerator (250 KG/HR)	30	18.5	0.2	1
2	DG Set 82.5 KVA	15	6.5	0.1	1

- **Air Pollution Control Device**

- Venturi Scrubber in Incinerator to control NOx emission.
- Not Applicable as only DG sets will be operated as back-up power supply and the operation will be limited to max 1 hour per day when there will be no power supply.

Table 4-2: Air Pollution Control Device Emission

Source	Avg. Fuel Consumption	Emission Rate			
		PM10, g/sec	NOX, g/sec	SO2, g/sec	CO, g/sec
DG 82.5 KVA	20L/Hrs	0.006	0.095	0.044	0.065
Incinerator	250kg/hr	0.162	0.062	0.076	0.205

Quantitative estimation of impacts on air environment

An attempt has been made to predict the incremental rise of various ground level concentrations (GLCs) above the baseline status in respect of air pollution due to Incinerator and DG sets operations. The mathematical model used for predictions in the study is USEPA approved AERMOD View 10.0.1 software which is designed for point source, line source and area sources for the prediction of impacts due to Incinerator and DG set operations. For estimation of the GLC in worst case scenario, the Incinerator and DG Sets operations are assumed to be carried

out on the flat terrain. The predicted GLC computed using AERMOD View developed by Lakes Environment model is plotted on isopleths and are shown in Figure given below.

Meteorological Data

The meteorological data recorded continuously during season of Pre-Monsoon Season (March-May 2023) on hourly basis for wind speed, wind direction, relative humidity, precipitation and temperature and the same is processed to extract the 24-hour mean meteorological data as per the guidelines of IMD and MoEF for application of AERMOD Version 10.0.1 model. Stability classes computed for the mean hours are based on the guidelines issued by CPCB on modelling. Mixing heights representative of the region have been taken from the available published literature.

Stability Classification

Wind direction fluctuation method (CPCB PROBES/70/1997-1998) is adopted for hourly stability as determined by wind direction fluctuation method as suggested by Slade (1965).

$$\sigma_{\theta} = Wdr/6$$

Wdr: the overall wind direction fluctuation or width of the wind direction in degrees, over the averaging period.

σ_{θ} : the standard deviation of wind direction fluctuation.

The stability classes are as detailed below:

Table 4-3: Slades Stability Classification based Wind direction fluctuation

Stability Class	σ_{θ} (degree)
A (Extremely Unstable)	>22.5
B (Moderately Unstable)	22.4-17.5
C (Slightly Unstable)	17.4-12.5
D (Neutral)	12.4-7.5
E (Slightly Stable)	7.4-3.5
F (Stable)	<3.5

Dispersion Parameters

The area is classified as urban when more than 50% of land inside a circle of **3 km** radius around the source can be considered built up with heavy or medium industrial, commercial or residential units. The site is located **out of the city**, the area is considered **rural** and dispersion coefficient for **rural** are used in the modelling.

Table 4-4: Brigg's Dispersion Parameters σ_y (m) and σ_z (m) ($100m < x < 10000m$)

S.No.	Stability Class	σ_y (m)	σ_z (m)
For Rural Conditions			
1	A	$0.22x(1+0.0001x)^{-0.5}$	$0.2x$
2	B	$0.16x(1+0.0001x)^{-0.5}$	$0.12x$
3	C	$0.11x(1+0.0001x)^{-0.5}$	$0.08x(1+0.0002x)^{-0.5}$
4	D	$0.08x(1+0.0001x)^{-0.5}$	$0.06x(1+0.0015x)^{-0.5}$
5	E	$0.06x(1+0.0001x)^{-0.5}$	$0.03x(1+0.0003x)^{-1}$
6	F	$0.04x(1+0.0001x)^{-0.5}$	$0.016x(1+0.0003x)^{-1}$
For Urban Conditions			
1	A-B	$0.32x(1+0.0004x)^{-0.5}$	$0.24x(1+0.001x)^{-0.5}$
2	C	$0.22x(1+0.0004x)^{-0.5}$	$0.20x$
3	D	$0.16x(1+0.0004x)^{-0.5}$	$0.14x(1+0.0003x)^{-0.5}$
4	E-F	$0.11x(1+0.0004x)^{-0.5}$	$0.08x(1+0.0015x)$

Where x is the downwind distance in meters.

Mixing Height

As site specific mixing height were not available, mixing height based on CPCB publication, "Spatial Distribution of Hourly Mixing Depth over Indian Region", PROBES/88/2002-03 has been considered for model to establish the worst-case scenario.

Monthly Wind Speed and Wind Direction

The weather is one of the main factors affecting the air quality. Weather can help to clear away pollutants from atmosphere to improve air quality, or it can make air pollution extremely worse by helping to form highly polluted regions. The concentration of air pollutants in ambient air is

governed by the meteorological parameters such as atmospheric wind speed, wind direction, relative humidity, and temperature. Rainfall can effectively remove atmospheric particulate pollutants, and the removal rate of PM10 is greater than the removal rate of PM2.5. In general wind speed more than 7 m/s can lift dust. Heavier particles will settle near the source area, with the smaller ones settling farther away. The site-specific weather data has been collected by installation of weather monitoring station at site.

Table 4-5: Weather Monitoring Data of the Site

Months	Relative Humidity, %	Rainfall, mm	Mean Wind Speed, m/sec	Wind Directions (blowing from)	Avrg Temperature (degree Celsius)
March	44%	0	3.15	West	27.5
April	35%	0	3.24	West	32.4
May	25%	12	2.96	East	35.5

Table 4-6: Meteorological Parameters (March-May 2023)

Meteorological Parameters (March-May 2023)			
Parameter	Min. Value	Max. Value	Mean Value
Temperature (°C)	19.5	40.5	31.2
Wind Speed (m/s)	1.5	14.3	3.4
Relative Humidity (%)	21	56	34
Solar Radiation (W/m ²)	5000	5500	5300
Rainfall	Total rainfall (mm)	No. of rainy days	Average annual rainfall (mm)
	12	08	987

EIA Report of Proposed Development of Common Biomedical Waste Treatment Facility at Plot No. C-20 at Sathariya Industrial Development Authority (SIDA) Sathariya Jaunpur, Uttar Pradesh Project Proponent: M/s R.S. BMW Services

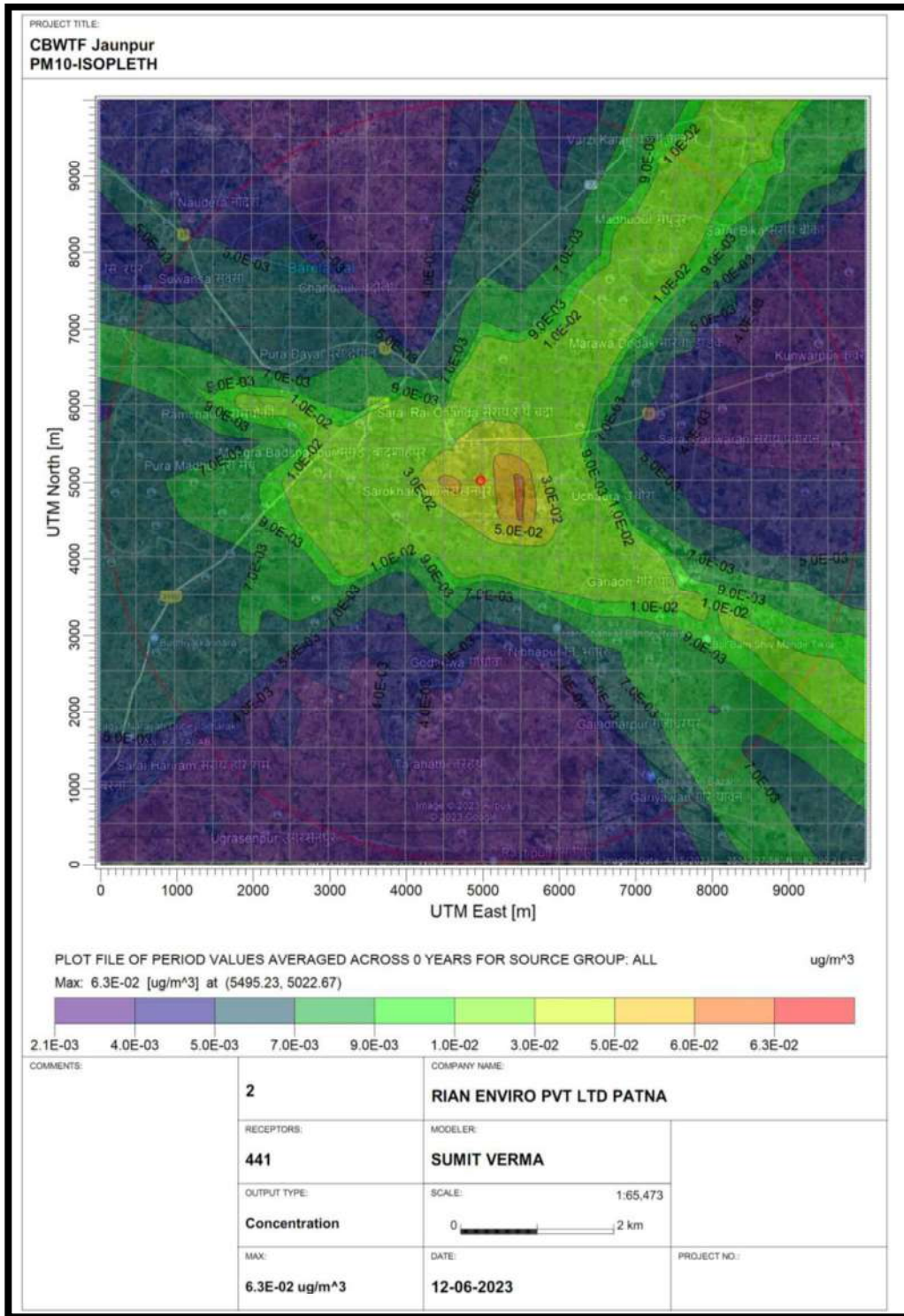


Figure 4-1: PM 10 Isopleth

EIA Report of Proposed Development of Common Biomedical Waste Treatment Facility at Plot No. C-20 at Sathariya Industrial Development Authority (SIDA) Sathariya Jaunpur, Uttar Pradesh Project Proponent: M/s R.S. BMW Services

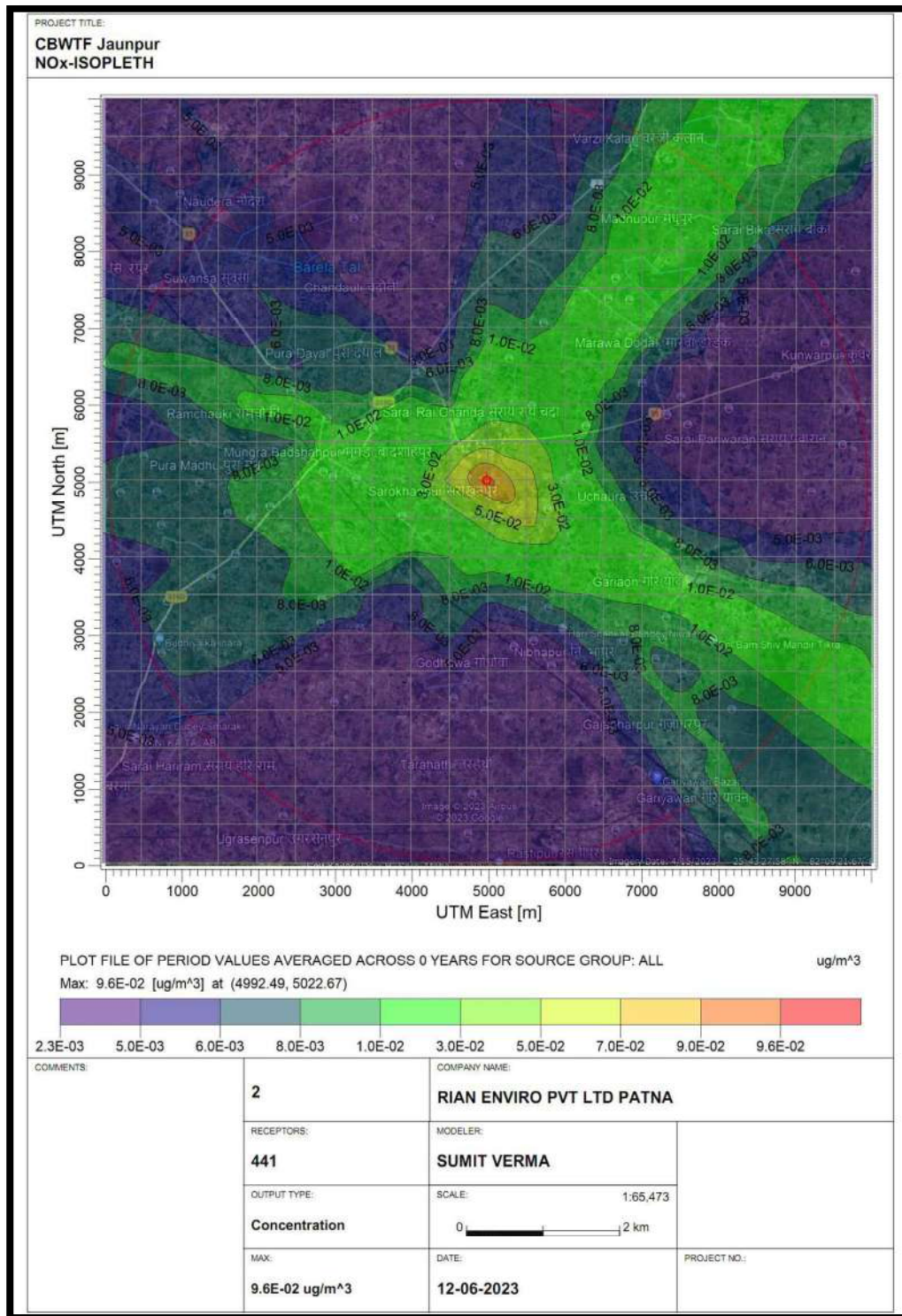


Figure 4-2: NOx Isopleth

EIA Report of Proposed Development of Common Biomedical Waste Treatment Facility at Plot No. C-20 at Sathariya Industrial Development Authority (SIDA) Sathariya Jaunpur, Uttar Pradesh Project Proponent: M/s R.S. BMW Services

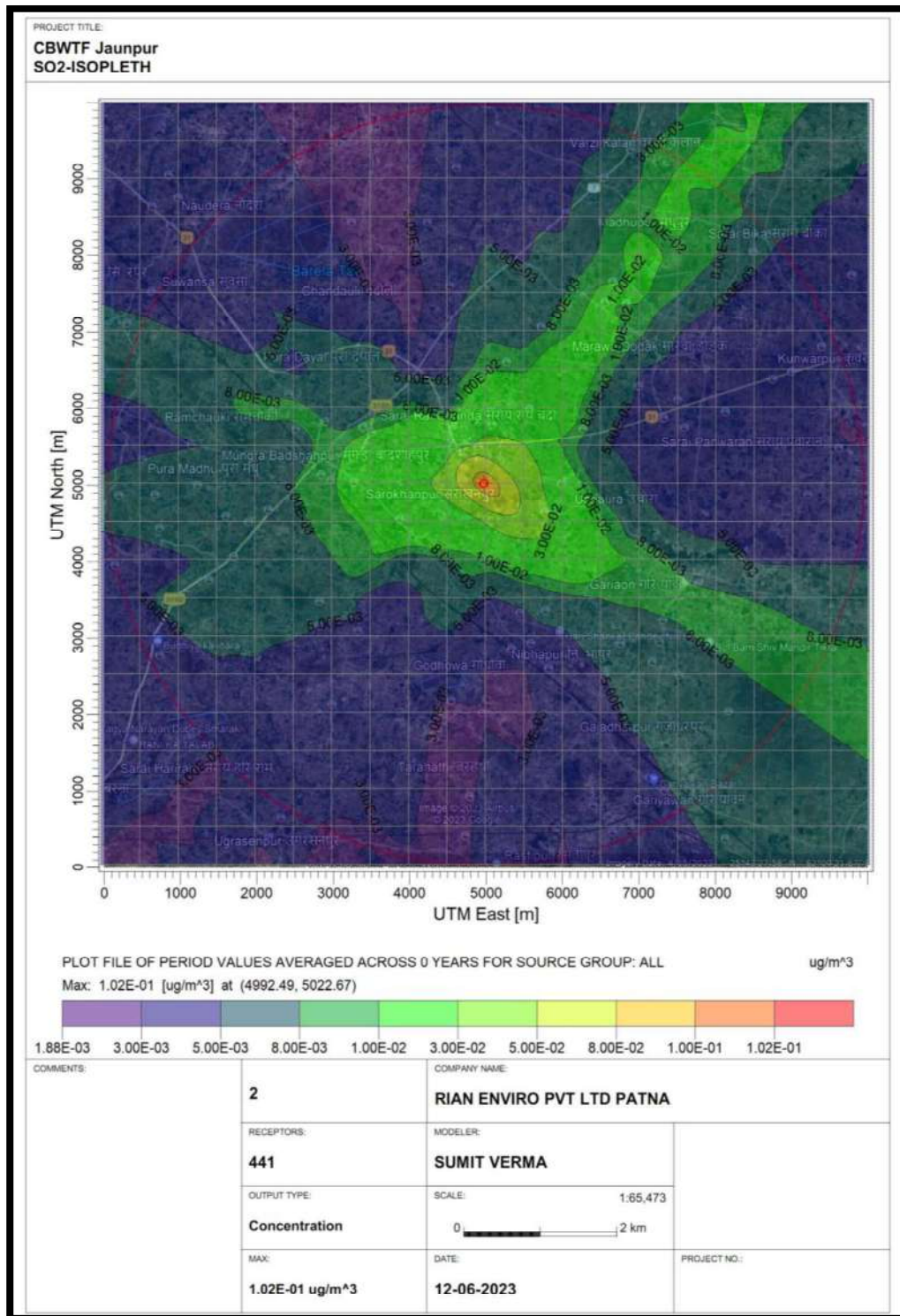


Figure 4-3: SO₂ Isopleth

EIA Report of Proposed Development of Common Biomedical Waste Treatment Facility at Plot No. C-20 at Sathariya Industrial Development Authority (SIDA) Sathariya Jaunpur, Uttar Pradesh Project Proponent: M/s R.S. BMW Services

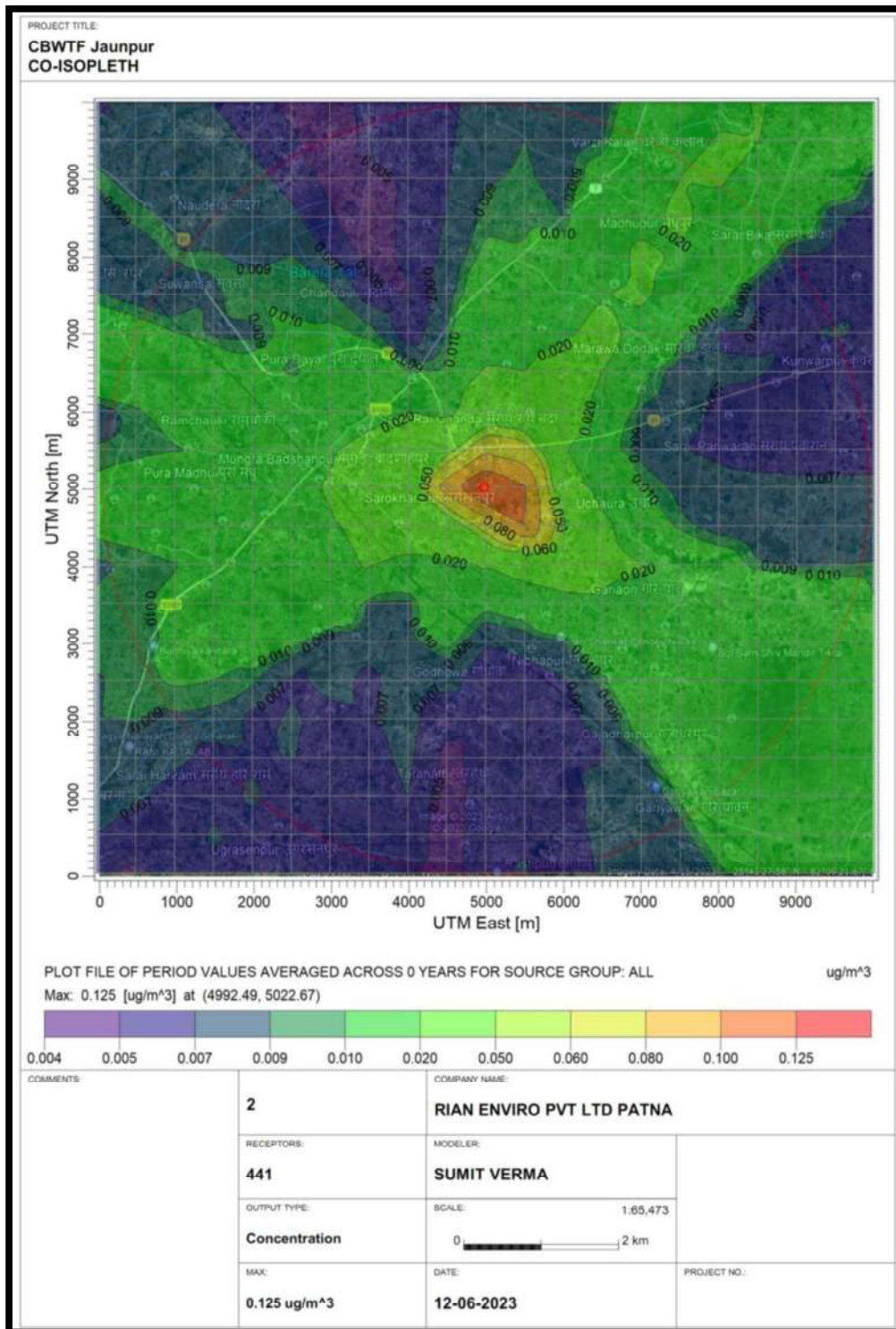


Figure 4-4: CO Isopleth

4.4.3 Gaseous Pollutants

The gaseous pollutants Particulate matter, Nitrogen Oxides NO and NO₂, HCl, Total Dioxins and Furans, Hg and its compounds will be emitted from the incinerator.

4.4.4 Noise Environment

This phase shall see a lesser usage of machinery and equipment than the construction phase and as such the noise generated by various machineries shall be comparatively lesser than the levels during Construction Phase for example in the case of working of shredders.

4.4.5 Water Environment

As the whole process is somewhat dry in nature the probable source of waste water generation will be from venturi scrubbers, cleaning of equipments and vehicles. In general the impact can also be understood with the help of impact matrix which is given as.

4.5 Mitigation of Impacts

4.5.1 Air Environment

4.5.2 Installation of ACPDS

Air pollution control devices are a series of devices that work to prevent a variety of different pollutants, both gaseous and solid, from entering the atmosphere primarily out of industrial smokestacks. These control devices can be separated into two broad categories - devices that control the amount of particulate matter escaping into the environment and devices that control acidic gas emissions. It is important to understand that the extraction methods for each specific type of pollutant can differ, so the only the major methods are discussed. Although complex, these devices have shown to be effective in the past with the overall levels of emissions for many pollutants dropping with the implementation of these control devices.

Table 4-7: Air Pollution Sources, Fuel Consumption and Chimney Height Details

SI. No.	Stack attached	Fuel used	Fuel consumption	No. of stacks	Stack height	Air pollution control Unit	Predicted emissions
1.	Proposed Green insulated DG set of capacity 82.5 KVA (01 No.)	HSD	20.0 Lit/hr Approx.	01	15 m above from nearest Building HT	Stack	SO ₂ , NO _x , SPM
2.	Incineration Unit	HSD	250kg/hr Approx.	01	30 m AGL	Venturi Scrubber & Stack	SO ₂ , NO _x , SPM, Flue Gas

In the current project venturi scrubbers are to be used for mitigation of the impact to be caused by installation of incinerator.

4.5.3 Venturi Scrubber

A **venturi scrubber** is designed to effectively use the energy from the inlet gas stream to atomize the liquid being used to scrub the gas stream. This type of technology is a part of the group of air pollution controls collectively referred to as wet scrubbers.

4.5.4 Process description

A **venturi scrubber/quenching** consists of a converging section, a throat (the narrowest part of the venturi tube) and a diffuser. The dust/gas mix flows through the venturi tube and reaches top speed in the throat section. Thereafter, the mixture passes into the diffuser where the speed drops again. Liquid is added to the gas flow either in the throat section or prior to it. Intensive mixing takes place between the gas and the liquid in the throat section of the venturi tube. Due to the high speed realized by the gas and liquid, water is released in fine water droplets.

The venturi scrubber itself has a low volume. The dimensions of the installation are primarily determined by the droplet separator, which can be a few times larger than the scrubber.

Venturi scrubbers can be used to remove small particles ($< 1 \mu\text{m}$) from a gas stream. However, they can also be used for larger particles, though energy use is relatively high in such cases. Even at very high pressure drops, some types of dust cannot be separated. In some venturi it is possible to vary the width of the throat section, thus allowing the separator to be adjusted for varying flow volumes – thus retaining a high yield.

EIA Report of Proposed Development of Common Biomedical Waste Treatment Facility at Plot No. C-20 at Sathariya Industrial Development Authority (SIDA) Sathariya Jaunpur, Uttar Pradesh Project Proponent: M/s R.S. BMW Services

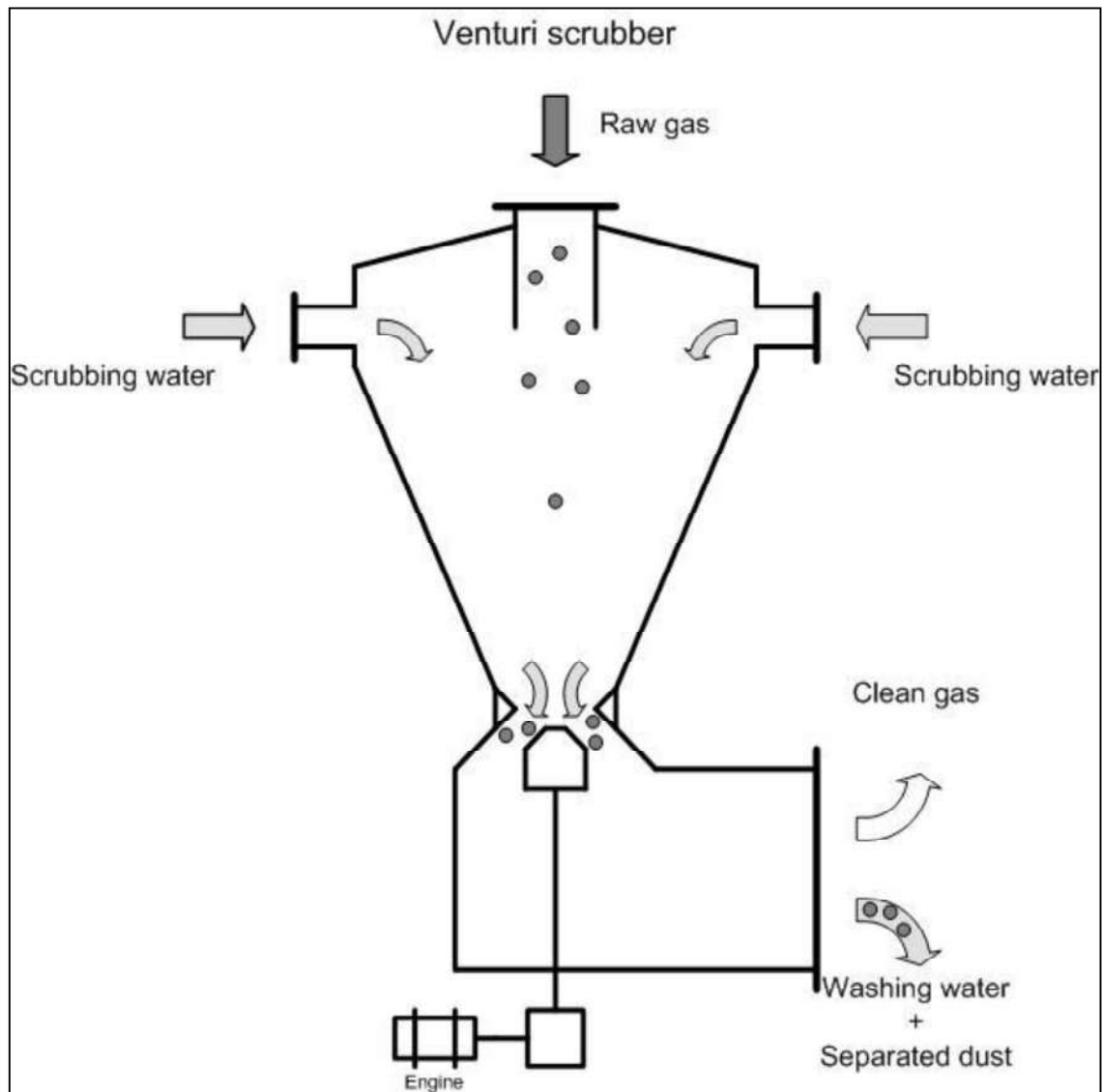


Figure 4-5: Design of Venturi Scrubber

4.6 Gaseous Pollutants

The use of Bharat Stage –IV compliant diesel machinery shall reduce the air pollution in various qualitative and quantitative aspects effectively. Also it shall ensure lesser consumption of diesel which shall be cost effective too.

4.6.1 Noise Environment

The following measures shall enable to minimize and control noise pollution due to operations in the landfill site.

- Periodic maintenance of the machineries and equipment as well as the haul trucks/tractors involved shall be done as per the manual requirement.
- The operators, semiskilled workers and drivers of the vehicles and machinery involved shall be trained for the job requirements and their skills shall be updated and monitored regularly for smoother functioning for maintaining clean environment.
- A dense green belt with fast growing floral species as recommended by CPCB with climatologically adaptability shall be developed along the periphery of the landfill site.
- The development of the green belt shall be such that bushes and shrubs shall be placed inwards towards the site while the taller species shall be placed on the outer area towards the boundary. This shall ensure development of a barrier both for noise and dust particulates. The fully developed green belt shall present an appealing landscape and would be scientific also in purpose.

Also the natural wall will act as a barrier for noise. As there are no major sources of noise pollution critical impacts to neighboring communities and wild animals is not envisaged.

4.6.2 Water Environment

The wastewater discharge from various operations from venturi scrubbers, cleaning of equipments, cleaning of vehicles and usage of water in toilets will be discharged either in public sewer or will be used for landscaping only after processing through proper effluent treatment plant.

Waste water (4.75 KLD) is being generated from the Industrial Process will be subjected to Proposed ETP (Capacity- 10.0 KLD). Treated water from (3.90 KLD) will be reused in scrubber for cooling purpose and green belt purpose.

EIA Report of Proposed Development of Common Biomedical Waste Treatment Facility at Plot No. C-20 at Sathariya Industrial Development Authority (SIDA) Sathariya Jaunpur, Uttar Pradesh Project Proponent: M/s R.S. BMW Services

The entire system shall be a zero discharge system in terms of wastewater discharge from the process as recirculated through ETP.

Domestic Wastewater shall be treated in a soak pit/septic tank.

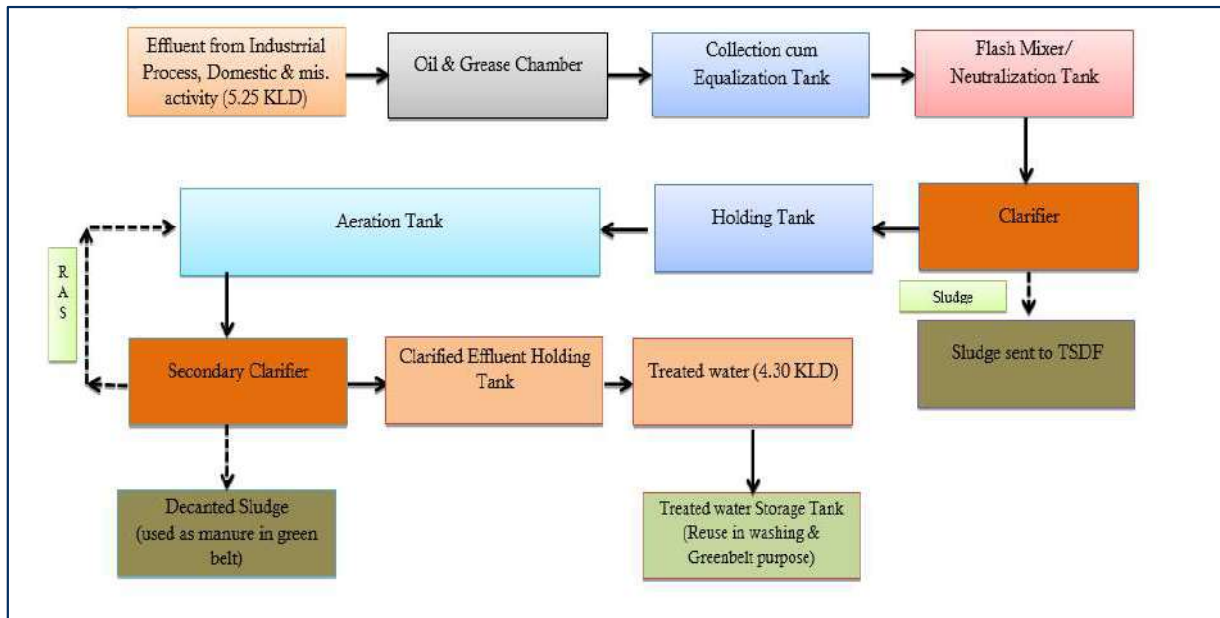


Figure 4-6: Schematic Flow Diagram of Proposed STP cum ETP (10.0 KLD)

4.7 Waste Generation and Its Management

Table 4-8: Details of Solid waste

Total No. of Employees	20
Assuming per capita solid waste generation rate as 0.2 kg/capita/day	
Quantity of solid waste generated	4.0 kg/day
Organic solid waste : 60 % of the total waste	2.40 kg/day
Inorganic solid waste : 40 % of the total waste	1.60 kg/day
Disposal of domestic solid waste	Domestic wastes are segregated at source, collected in bins and composted.

EIA Report of Proposed Development of Common Biomedical Waste Treatment Facility at Plot No. C-20 at Sathariya Industrial Development Authority (SIDA) Sathariya Jaunpur, Uttar Pradesh Project Proponent: M/s R.S. BMW Services

The domestic wastes (4.0 kg/day approx.) will be segregated at source and collected in bins & disposed as per CPCB Norms.

Ash from incinerator (5.0 MTPA approx.) and flue gas cleaning residue will be send to TSDF / Co processing industries.

4.7.1 Hazardous Waste Generation and Its Management

Table 4-9: Hazardous Waste Generation and Its Management

Sl. No.	Source	Quantity of hazardous waste Generated (Approx.)	Category according to Schedule I of hazardous waste	Treatment/ Disposal
1.	Spent Oil from DG set	5.0 MTPA	5.1	Handed over to authorized recyclers/re-processors
2.	Discarded Containers /Barrels	100 Nos./Annum	33.1	Handed over to authorized recyclers/re-processors
3.	Sludge from Wet Scrubbers	1.0 MTPA	37.1	Send to TSDF / Co processing industries.
4.	Ash from incinerator and flue gas cleaning residue	5.0 MTPA	37.2	Send to TSDF / Co processing industries.

4.8 Ecology and Biodiversity

There is no notified/protected ecologically sensitive area including national park, sanctuary, Elephant/Tiger reserves existing in the study area. The impact due to proposed activity on the ecological parameters like natural vegetation, cropping pattern and aquatic life, forests and species diversity is as summarized below.

The site of proposed Common Biomedical waste treatment facility, which is a non-agriculture land and there will not be any cutting of the plantation at the site. During construction phase, due to generation of fugitive dust emission there will be slight impact on natural vegetation of the surrounding area. Emission shall be within limit by incorporating EMP provisions. Therefore, the adverse impact over any of the ecological components of the environment is negligible.

Since the proposed project activity is on non-agricultural land, it is not likely to alter the crop production and pattern of the area, either during the construction phase or the operation phase. Further, the necessary environmental protection measures will be planned under EMP e.g. air pollution control systems designed to take care of even emergency releases of the gaseous pollutants like PM, SO₂ and NO₂ regular environmental surveillance, etc; so as not to have any short-term or cumulative effect on the crops and the natural vegetation of the area.

The details of Flora/Fauna species and the wildlife habitat in the area covering 10 km radius have been collected to determine the existence of rare and/ or endangered species. There is no reserved forest, national park or sanctuary within 10 km radius of the plant.

4.9 Land Environment

Potential impacts on land environment due to the identified activities are given below:

- Change in Land Use Pattern
- Change in people's activity due to changed land-use
- Nuisance effect

As the project site is on non-agriculture land so impact on land use shall be of no significance. However, positive impact will be there as project proponent will provide the employment to the workers from nearby villages, which will further affect (positively) the occupational structure of the Area.

4.9.1.1 Mitigation Measures

- Necessary efforts will be made during preparation of site to minimize disruption of current land use to the extent possible.
- Proper restoration of site will be carried out to bring the physical terrain, soils and vegetation, as closely possible, to their original condition.
- Temporary new approach roads can be constructed and existing roads can be improved, if required, for smooth and hassle free movement of personnel as well as machines and machineries.
- Optimization of land requirement through proper site layout design will be basic criteria at the design phase.

5 ANALYSIS OF ALTERNATIVE

The proposal is for setting up of Common Biomedical Waste Treatment and Disposal Facility (CBWTF) includes Incinerator, Autoclave, Shredder and Effluent Treatment Plant at Plot No.C-20 at Sathariya Industrial Development Authority (SIDA) Sathariya Jaunpur, Uttar Pradesh by M/s R.S. BMW Services. It is proposed to utilize 0.58 ha land for setting up of Biomedical Waste Treatment Facility. Proposed project of setting up of the Common Bio-medical Waste Treatment Facility for treatment of 5 tons per day of bio medical waste, includes Incinerator, Autoclave, Shredder, Storage and Effluent Treatment Facility.. The proposed project is meeting the guidelines of CBWTF issued by MoEFCC.

5.1 Site Selection

Environmentally sound management of biomedical wastes would require common bio medical waste management facilities for health care facilities spread all over the country, as it is not possible to have waste management facility for each unit. Hence common facilities become more necessary in the wake of our country, which either have no funds or space for development of biomedical waste management facility. The proposed project is going to be established in Plot No. C-20 at Sathariya Industrial Development Authority (SIDA) Sathariya, Jaunpur, Uttar Pradesh and the land was owned by M/s R.S. BMW Services and was diverted for the purpose of biomedical waste treatment facility, so no alternate sites were considered. The proposed project site is meeting site selection criteria of CPCB guidelines. The following areas have to be excluded or rejected (knock out Criteria) for this type of industries.

1. Areas with unstable geological features like unstable or weak soils; organic soil, soft clay or clay-sand mixtures, soils that lose strength with compaction or with wetting, clays with a shrink-swell character, sand subjected to subsidence and hydraulic influence.
2. Subsidence: e.g. owing to subsurface mines, water, oil or gas withdrawal or solution prone subsurface.
3. Wet lands.
4. Historical migration zones.
5. Flood prone areas
6. Area with 500 m from water supply zone and within 200 m from property line
7. Natural depression and valleys where water contamination is likely

8. Areas of ground water recharge and extremely high water table zone
9. Unique habitation areas, close to national parks with scenic beauty and formerly used landfills
10. Areas with high population, unique archaeological, historical, paleontological and religious interests,
11. Agricultural and forests lands and existing dump sites,
12. Atmospheric conditions that would prevent safe disposal of an accidental release
13. Major natural hazards, e.g. volcanic activity, seismic disturbance, etc.
14. Sensitive locations, e.g. storing flammable or explosive materials, airports
15. An unfavorable local hydro-geological situation, e.g. springs or drinking water well within very close proximity to the chosen area
16. Extremely bad access i.e. no existing access roads to the selected site which may involve Long distance more than 5 km from main roads.
17. Great differences in altitude between the area of waste collection and the selected site.

6 ENVIRONMENTAL MONITORING PROGRAM

6.1 Introduction

An environmental monitoring plan provides a delivery mechanism to address the adverse environmental impacts of a project during its execution, to enhance project benefits, and to introduce standards of good practice to be adopted for all project works. An environmental monitoring program is important as it provides useful information and helps to:

- ❖ Assist in detecting the development of any unwanted environmental situation, and thus, provides opportunities for adopting appropriate control measures, and
- ❖ Define the responsibilities of the project proponents, contractors and environmental monitors and provides means of effectively communicating environmental issues among them.
- ❖ Define monitoring mechanism and identify monitoring parameters.
- ❖ Evaluate the performance and effectiveness of mitigation measures proposed in the Environment Management Plan (EMP) and suggest improvements in management plan, if required,
- ❖ Identify training requirement at various levels.

6.2 Need for Environmental Monitoring

- ❖ Verify and support compliance with applicable Central & State environmental laws, regulations, permits, authorization, consent to operate, protocols and orders.
- ❖ Monitoring is essential because it gives a final signal about the success of treatment.
- ❖ Establish baselines and characterize trends in the physical, chemical, and biological condition of environmental media / matrix.
- ❖ Identify potential environmental problems and evaluate the need for remedial actions or measures to mitigate the problems.
- ❖ Detect, characterize, and report unplanned releases.
- ❖ Evaluate the effectiveness of flue gas from incinerator & leachate treatment and control, and pollution abatement programs.
- ❖ Determine compliance with commitments made in environmental impact statements, Form V – environmental statements, assessments

EIA Report of Proposed Development of Common Biomedical Waste Treatment Facility at Plot No. C-20 at Sathariya Industrial Development Authority (SIDA) Sathariya Jaunpur, Uttar Pradesh Project Proponent: M/s R.S. BMW Services

- ❖ EMS- ISO: 14001, safety analysis reports, or other official documents or for due diligence.

M/s R.S. BMW Services is established with the objective to prevent environment pollution hazard and to observe existing laws on environment and pollution control.

M/s R.S. BMW Services has adequate qualified and experienced staffs and NABL accredited lab for monitoring of environmental parameters.

6.3 Aim of Environmental Monitoring

During operation of the proposed CBWTF, environmental monitoring of the following parameter shall be carried out:

- 1) Air quality
- 2) Water & waste water quality
- 3) Noise levels
- 4) Soil quality

To evaluate the effectiveness of environmental management programme, regular monitoring of important environmental parameters will be taken up to find out any deterioration in environmental quality. Monitoring of the proposed project will be regularly conducted. The schedule, duration & parameters to be monitored are given in **Table 6.1**.

Table 6-1: Monitoring Schedule of Environmental Parameters

Sr. No.	Particulars	Duration of Sampling	Important Monitoring Parameters
1	Air Pollution and Meteorology		
	Air Quality		
	A. Stack Emission		
		Once in a every three month	Respirable Particulate Matter (PM ₁₀), Fine particulate (PM _{2.5}) Sulphur dioxide (SO ₂), Oxides of nitrogen (NO _x), Hydro Chloric acid (HCl).
	B. Ambient Air Quality		
	-	Once in a Six month	Respirable Particulate Matter (PM ₁₀), Fine particulate (PM _{2.5}) Sulphur dioxide (SO ₂), Oxides of nitrogen (NO _x),

EIA Report of Proposed Development of Common Biomedical Waste Treatment Facility at Plot No. C-20 at Sathariya Industrial Development Authority (SIDA) Sathariya Jaunpur, Uttar Pradesh Project Proponent: M/s R.S. BMW Services

Sr. No.	Particulars	Duration of Sampling	Important Monitoring Parameters
2.	Water Environment		
	A. Ground Water		
	-	Once in a season	pH, Colour, TDS, TSS, Conductivity, Turbidity, TOC, Sulphates, Chlorides, Color, Total Hardness (as CaCO ₃), Total Alkalinity (as CaCO ₃), TKL, Chlorides (as Cl), Nitrate, (as NO ₃), Fluoride, Lead (as Pb), Cadmium (as Cd), Copper (Cu), total Chromium (as Cr), Mercury (as Hg), Nickel (as Ni), Cyanide (as CN), Manganese (as Mn), Iron (as Fe), Zinc (as Zn), BOD, COD, and Pesticides (Organo Chlorine, Organo Nitrogen, Synthetic Pyrethroid, Carbamates)
	B. Surface Water		
	-	Once in a season	pH, Colour, TDS, TSS, Conductivity, Turbidity, TOC, Sulphates, Chlorides, Color, Total Hardness (as CaCO ₃), Total Alkalinity (as CaCO ₃), TKL, Chlorides (as Cl), Nitrate, (as NO ₃), Fluoride, Lead (as Pb), Cadmium (as Cd), Copper (Cu), total Chromium (as Cr), Mercury (as Hg), Nickel (as Ni), Cyanide (as CN), Manganese (as Mn), Iron (as Fe), Zinc (as Zn), BOD, COD, and Pesticides (Organo Chlorine, Organo Nitrogen, Synthetic Pyrethroid, Carbamates)
3	Noise Environment		
	Noise	Once in a Six month	Noise level in dB(A)leq
4.	Soil Environment		
	Soil at project site	Once in six months at project site	Analysis of pH, TDS, Conductivity, TOC, Fluoride, Lead (as Pb), Cadmium (as Cd), Copper (Cu), Total Chromium (as Cr), Mercury (as Hg), Nickel (as Ni), Cyanide (as CN), Manganese (as Mn), Arsenic (as As), Zinc (as Zn), Poly Aromatic Hydrocarbon (as PAH)

7 ADDITIONAL STUDIES

7.1 Public Hearing

The proposed project is exempted from Public Hearing as per revised guideline of CBWTF. The project falls in industrial area.

7.2 Risk Assessment

7.3 Biomedical Waste:

The waste produced by hospitals is known as 'biomedical waste'. This waste is different from all other waste, mainly because of its hazardous nature. Since this waste is directly generated from the human body and animals, it is the content more than the quantity which makes it dangerous and risky. Hospitals are institutions that form a part of the category of emergency services. They are frequented by people from every layer of the society. Despite technological advancement, and the progress made in terms of knowledge, there has been no reduction in the amount or form of waste produced by hospitals. Strict prohibition of reuse of medical equipment only adds to the problem. Naturally, this has led to an increase in the use of disposable medical supplies, causing an increase in the quantity of biomedical waste. The hazardous nature of biomedical waste came to the limelight in the 1980s and the 1990s. Till then, it was not considered a life-threatening issue. In the 1980s and 1990s, the exposure to HIV and Hepatitis B virus increased the awareness of biomedical waste. It also brought forth the potential risks involved in bio-medical waste. Not only is biomedical waste a risk to the society and the environment, but people who collect, segregate and dispose it are at potential risk from this waste too. Needles, blades and other sharp instruments that are not disposed of properly or not disinfected can infect them or harm them. Also, the high temperatures and toxic gases released during waste disposal pose a health hazard to the workers. Surprisingly, 80% out of the total quantity of biomedical waste is non-hazardous. Only 15% is harmful or infectious. If biomedical waste is allowed to mix with municipal solid waste and dumped in the garbage bins meant for other waste, then the entire mass becomes infectious and can pose a potential risk to the nearby residents. Since this will be disposed of at landfills, the environment will also be harmed. If incinerators are not operated properly, environmental degradation is inevitable. Considering the hazardous nature of biomedical waste and the risks associated with it, the Ministry of Environment and Forests notified new the Biomedical Waste Management Rules in 2016 superseding earlier notifications. The BMW

Rules, clearly define various terms including 'biomedical waste', 'occupier' and biomedical waste treatment facility. They cover important areas like treatment and disposal, segregation, packaging, transportation and storage of biomedical waste. They clearly state that the government of every state will establish a prescribed authority.

7.3.1 Effective Biomedical waste disposal at CBWTF can be ensured by:

- Training the hospital staff on safe biomedical waste handling practices
- Segregating and storing on a regular basis and not as and when needed.
- Making it mandatory for all healthcare facilities to register with the CBWTF for effective biomedical waste management and disposal.
- Ensuring that biomedical waste is not mixed with other waste as it damages the equipment used for its disposal.
- Transporting biomedical waste to the disposal plant during the night to avoid heavy traffic and crowded places.
- Monitoring hospitals and also CBWTF periodically (CPCB & PCB) to ensure proper biomedical waste handling and disposal.

Risk Management at CBWTF Segregation refers to the basic separation of different categories of waste generated at source and thereby reducing the risks as well as cost of handling and disposal.

Segregation is the most crucial step in biomedical waste management. Effective segregation alone can ensure effective bio-medical waste management. The BMWs must be segregated in accordance to guidelines laid down under schedule 1 of BMW Rules, 2006.

7.3.2 How does segregation help?

- Segregation reduces the amount of waste needs special handling and treatment
- Effective segregation process prevents the mixture of medical waste like sharps with the general municipal waste.
- Prevents illegally reuse of certain components of medical waste like used syringes, needles and other plastics.
- Provides an opportunity for recycling certain components of medical waste like plastics after proper disinfection.
- Recycled plastic material can be used for non-food grade applications.

- Of the general waste, the biodegradable waste can be composted within the hospital premises and can be used for gardening purposes.
- Recycling is a good environmental practice, which can also double as a revenue generating activity.
- Reduces the cost of treatment and disposal (80 per cent of a hospital's waste is general waste, which does not require special treatment, provided it is not contaminated with other infectious waste) Proper labeling of bins The bins and bags should carry the biohazard symbol indicating the nature of waste to the patients and public. Label shall be non-washable and prominently visible.

Collection

The collection of biomedical waste involves use of different types of container from various sources of biomedical wastes like Operation Theatre, laboratory, wards, kitchen, corridor etc. The containers/ bins should be placed in such a way that 100 % collection is achieved. Sharps must always be kept in puncture-proof containers to avoid injuries and infection to the workers handling them. Storage once collection occurs then biomedical waste is stored in a proper place. Segregated wastes of different categories need to be collected in identifiable containers. The duration of storage should not exceed for 8- 10 hrs in big hospitals (more than 250 bedded) and 24 hrs in nursing homes. Each container may be clearly labeled to show the ward or room where it is kept. The reason for this labeling is that it may be necessary to trace the waste back to its source. Besides this, storage area should be marked with a caution sign.

Transportation

The waste should be transported for treatment either in trolleys or in covered wheelbarrow. Manual loading should be avoided as far as possible. The bags / Container containing BMWs should be tied/ lidded before transportation. Before transporting the bag containing BMWs, it should be accompanied with a signed document by Nurse/ Doctor mentioning date, shift, quantity and destination. Special vehicles must be used so as to prevent access to, and direct contact with, the waste by the transportation operators, the scavengers and the public. The transport containers should be properly enclosed. The effects of traffic accidents should be considered in the design, and the driver must be trained in the procedures he must follow in case of an accidental spillage. It should also be possible to wash the interior of the containers

thoroughly. Personnel safety devices the use of protective gears should be made mandatory for all the personnel handling waste.

Gloves:

Heavy-duty rubber gloves should be used for waste handling by the waste retrievers. This should be bright yellow in color. After handling the waste, the gloves should be washed twice. The gloves should be washed after every use with carbolic soap and a disinfectant. The size should fit the operator.

Aprons, gowns, suits or other apparels:

Apparel is worn to prevent contamination of clothing and protect skin. It could be made of cloth or impermeable material such as plastic. People working in incinerator chambers should have gowns or suits made of non-inflammable material.

Masks:

Various types of masks, goggles, and face shields are worn alone or in combination, to provide a protective barrier. It is mandatory for personnel working in the incinerator chamber to wear a mask covering both nose and mouth, preferably a gas mask with filters.

Boots:

Leg coverings, boots or shoe-covers provide greater protection to the skin when splashes or large quantities of infected waste have to be handled. The boots should be rubber-soled and anti-skid type. They should cover the leg up to the ankle.

Cleaning Devices

Brooms:

The broom shall be a minimum of 1.2 m long, such that the worker need not stoop to sweep. The diameter of the broom should be convenient to handle. The brush of the broom shall be soft or hard depending on the type of flooring.

Dustpans:

The dustpans should be used to collect the dust from the sweeping operations. They may be either of plastic or enameled metal. They should be free of ribs and should have smooth contours, to prevent dust from sticking to the surface. They should be washed with disinfectants and dried before every use.

Mops:

Mops with long handles must be used for swabbing the floor. They shall be of either the cloth or the rubber variety. The mop has to be replaced depending on the wear and tear. The mechanical-screw type of mop is convenient for squeezing out the water.

Vacuum cleaners:

Domestic vacuum cleaners or industrial vacuum cleaners can be used depending on the size of the rooms.

Storage Devices**Dustbins:**

It is very important to assess the quantity of waste generated at each point. Dustbins should be of such capacity that they do not overflow between each cycle of waste collection. Dustbins should be cleaned after every cycle of clearance of waste with disinfectants. Dustbins can be lined with plastic bags, which are chlorine-free, and color coded as per the law. Handling devices Trolleys the use of trolleys will facilitate the removal of infectious waste at the source itself, instead of adding a new category of waste.

Wheelbarrows:

Wheelbarrows are used to transfer the waste from the point source to the collection centers. There are two types of wheelbarrow – covered and open. Wheelbarrows are made of steel and provided with two wheels and a handle. Care should be taken not to directly dump waste into it. Only packed waste (in plastic bags) should be carried. Care should also be taken not to allow liquid waste from spilling into the wheelbarrow, as it will corrode. These are ideal for transferring debris within the institution. Wheelbarrows also come in various sizes depending on the utility.

Chutes:

Chutes are vertical conduits provided for easy transportation of refuse vertically in case of institutions with more than two floors. Chutes should be fabricated from stainless steel. It should have a self-closing lid. These chutes should be fumigated everyday with formaldehyde vapors. The contaminated linen (contaminated with blood and or other body fluids) from each floor should be bundled in soiled linen or in plastic bags before ejecting into the chute. Alternately, elevators with mechanical winches or electrical winches can be provided to bring down waste containers from each floor. Chutes are necessary to avoid horizontal transport of waste thereby

minimizing the routing of the waste within the premises and hence reducing the risk of secondary contamination.

7.4 Occupational Health Hazards

The health hazards due to improper waste management can not only affect the occupants in institutions, but also spread in the vicinity of the institutions. Occupational health concerns exist for janitorial and laundry workers, nurses, emergency medical personnel, and refuse workers. Injuries from sharps and exposure to harmful chemical waste and radioactive waste also cause health hazards to employees in institutions generating bio-medical waste. The problem of occupational health hazards due to bio-medical waste is not publicized as there is lack of information. Hence, the Bio-Medical Waste Management Rules 2016 prescribe a form to report such incidences in order to develop a database. There is plenty of scope for research in this field. Proper management of waste can solve the problem of occupational hazards to a large extent.

The health hazards due to improper bio medical waste management can affect:

- The occupants in institutions and spread in the vicinity of the institutions
- People happened to be in contact with the institution like laundry workers, nurses, emergency medical personnel, and refuse workers.
- Risks of infections outside hospital for waste handlers, scavengers and (eventually) the general public
- Risks associated with hazardous chemicals, drugs, being handled by persons handling wastes at all levels
- Injuries from sharps and exposure to harmful chemical waste and radioactive waste also cause health hazards to employees.

Management of bio medical waste for refuse workers:

Employees who handle medical waste are considered to have occupational exposure. In general, the employers require to develop exposure control plans, to adopt engineering controls and work practices that minimize exposures, to provide hand washing facilities and personal protective equipment, to provide training to workers, to provide hepatitis B vaccines free of charge, to provide medical evaluation and follow-up to exposed workers, and to keep medical and training records.

EIA Report of Proposed Development of Common Biomedical Waste Treatment Facility at Plot No. C-20 at Sathariya Industrial Development Authority (SIDA) Sathariya Jaunpur, Uttar Pradesh Project Proponent: M/s R.S. BMW Services

- Employers are required to employ "engineering and workplace controls" wherever possible to minimize or eliminate employee exposure.
- Engineering controls either remove the hazard or isolate the worker from exposure. An example of an engineering control is the use of a ventilated cab on earth-moving equipment to protect workers from dust and aerosols.
- Employers are required to examine, maintain, and replace engineering controls on a regular basis to insure their effectiveness.
- Personal Protective Equipment Appropriate personal protective equipment must be used to reduce risk of worker exposure.
- Employers must make readily available at no cost to employees appropriate specialized clothing or equipment to protect against exposure to blood and other potentially infectious materials.
- Personal protective equipment must prevent such materials from passing through to an employee's work clothes, street clothes, undergarments, skin, eyes, mouth, or other mucous membranes under normal conditions of use and for the duration of time that the equipment is in use.
- Personal protective equipment consists of, but is not limited to, gloves, face shields, masks, and eye protection, gowns, aprons, and similar items.
- Employers must ensure that appropriate personal protective equipment is used and used correctly.
- Employers must also see to it that personal protective equipment is properly cleaned, laundered, repaired, replaced, or disposed as needed, at no cost to the employee.

The employer must ensure that employees observe precautions for handling and using personal protective equipment, including:

- removal of garments penetrated by blood and other infectious material as soon as possible;
- placing contaminated protective equipment in designated areas or containers for storing, washing, decontaminating, or discarding each day or shift;

- Replacing gloves if torn, punctured, contaminated, or if their ability to function as a barrier is compromised;
- Utility gloves may be decontaminate for re-use if the integrity of the glove is not compromised. However, they must be discarded if they are cracked, peeling, torn, etc.;
- Wearing appropriate face and eye protection such as goggles, glasses with solid side shields or chin-length face shields when splashes, sprays, spatters, or droplets of infectious materials pose a hazard to the eyes, nose, or mouth.

Hand washing and Hygiene

- Employers must provide hand washing facilities that are readily accessible to all employees. When this is not feasible, they must provide antiseptic towelettes.
- Employers must ensure that employees wash their hands as soon as possible after removing gloves and other personal protective equipment, or after contact with potentially infectious material.

7.5 Disposal Methods for Medical Waste at Health Care Facilities

- The rules provide requirements for handling contaminated sharps, including a requirement that they be placed in closed, puncture-resistant, leak proof, color-coded (or biohazard-labeled) containers prior to disposal. If the container can leak, it must be placed in a second closed, leak proof container.
- Blood and other potentially infectious material (other than sharps) must be placed in leak proof, color-coded (or biohazard-labeled) container before it leaves the facility. If outside contamination occurs, or if the container is punctured, it must be placed in another leak proof, labeled or color-coded container.
- Disposal of medical wastes must be in accordance with all applicable federal, state, and local regulations.
- Training all persons with a potential for exposure must be provided with adequate training and information including general explanation of the modes of transmission, symptoms, epidemiology, warning signals relating to possible exposure, and procedures to follow if exposure occurs.

EIA Report of Proposed Development of Common Biomedical Waste Treatment Facility at Plot No. C-20 at Sathariya Industrial Development Authority (SIDA) Sathariya Jaunpur, Uttar Pradesh Project Proponent: M/s R.S. BMW Services

- Hepatitis B Vaccine Covered employers must make available, free of charge, and at a reasonable time and place, the hepatitis B vaccine and vaccination series to all employees who are at risk of occupational exposure.
- If an Exposure Incident Occurs Employees should immediately report exposure incidents. The employer is responsible for establishing the procedure for evaluating exposure incidents.

Recordkeeping

- The employer must keep medical records and records of training sessions. Medical records must be kept confidential (though an employee and his or her representative may see and copy his own record on request) and must be maintained for thirty (30) years after employment has ended.
- Training records, including the dates, content, names and qualifications of trainers, and names and job titles of trainees, must be kept for three (3) years.

Safe work practices to be followed by every worker in the bio medical facility:

- Each waste handling facility should have standard operating procedures (SOPs) for accepting, rejecting, and handling medical waste
- Follow your employer's SOPs and your supervisor's instructions about reporting and handling medical wastes.
- Be alert to potential hazards.
- Wear person protective equipment under circumstances in which you might be exposed. Boots should have steel toes and puncture-resistant soles.
- 6" lace-up boots provide added protection for the ankles.
- Gloves should be worn whenever the hands may come in contact with hazards; leather provides better protection than rubber against punctures.
- Arms and other skin surfaces should be covered whenever the skin might be exposed to infectious agents.

EIA Report of Proposed Development of Common Biomedical Waste Treatment Facility at Plot No. C-20 at Sathariya Industrial Development Authority (SIDA) Sathariya Jaunpur, Uttar Pradesh Project Proponent: M/s R.S. BMW Services

- Safety glasses and hard hats may also provide protection to the head and face from splashes.
- Special equipment, such as respirators, face shields, dust masks, boot covers, or impervious clothing may be necessary if a spill occurs, if splashing or splattering is expected, or if another unusual hazard arises.
- Cover all cuts, abrasions, and other areas of non-intact skin while on duty.
- Avoid physical contact with medical wastes, whether they are in red bags or sharps containers or not.
- If you are required to move these items-for example, to separate them for pickup-use a shovel or other implement.
- Never handle any wastes with your bare hands.
- Be aware of the possible presence of medical wastes when handling all wastes and when cleaning all machinery and equipment, and try to avoid contact.
- In particular, be aware that sharps can become stuck in the wheels and tracks of landfill vehicles, and can pose hazards to operators and maintenance workers.
- Where possible, use some implement or cleaning method other than your hands.
- If you do have to use your hands to clean or maintain equipment, make sure that you are wearing gloves that minimize the chance of being cut, and NEVER REACH WHERE YOU CAN'T SEE.
- Avoid handling personal items, like pens, combs, etc., while wearing gloves.
- Always wash your hands after removing your gloves, even if the gloves have not been cut or punctured.
- Always wash before eating, drinking, smoking, or putting anything in your mouth, and before leaving work.
- Change your clothes and boots immediately after work so that you do not contaminate family members.
- If you come in contact with infectious waste (for example, if you are splashed with blood or blood-containing bodily fluids), wash your hands and any exposed skin thoroughly in warm water and soap, or in waterless antiseptic cleaner, if soap and water are unavailable.

EIA Report of Proposed Development of Common Biomedical Waste Treatment Facility at Plot No. C-20 at Sathariya Industrial Development Authority (SIDA) Sathariya Jaunpur, Uttar Pradesh Project Proponent: M/s R.S. BMW Services

- Remove clothing, boots, and gloves that have been in contact with infectious waste as soon as possible, taking care to avoid contact with exposed skin surfaces. Use gloves to remove other items of clothing.
- The risk of disease from clothing soiled with medical waste is very low, but it should still be handled as little as possible. While wearing gloves, place it in a leak proof bag prior to cleaning. Soiled clothing should be handled with gloves and laundered according to manufacturer's instructions. Boots and leather goods may be brush-scrubbed with soap and hot water to remove contamination.

Report All Exposures Immediately

With proper preventative care, safe work practices, prompt reporting of exposures, and post-exposure medical attention and follow-up, there is little likelihood that medical waste will harm you on the job.

7.6 Disaster Management

Since times immemorial India has been highly prone to natural calamities.

Disasters are characterized as:

- They are disruptive to individuals and communities.
- They are not part of day to day experience and are outside normal life expectations.
- They are unpredictable in occurrence and effects can be of sudden onset.
- They require a response for which normal local resources may be inadequate.
- They have a wide range of effects and impacts on the human and physical environment.

Disaster Management Cycle

Three major functional areas were recognized as necessary components of a comprehensive approach; prevention, response and recovery. Without these areas, the key responsibilities of agencies include:

Planning: - The analysis of requirements and the development of strategies for resource utilization.

Preparedness: - The establishment of structures, development of systems and testing and evaluation by organizations of their capacity to perform their allotted roles

Co-ordination:- The bringing together of organizations and resources to ensure.

Objectives

Disaster Management Plan is a comprehensive plan, which optimally utilizes men, material and available resources to prevent loss to lives and minimizes loss to property. It ensures fastest approach for rescue and rehabilitation. Disaster Management Plan guides the entire machinery engaged in relief operation and induces courage amongst the community to face the eventuality boldly.

The key objectives of the Disaster Management Plan are:

- To improve the preparedness for disaster through risk assessment and vulnerability analysis.
- To evolve a suitable mitigation strategy so as to minimize the impact of disaster in terms of men and material loss.
- To give professional guidance to the relief machinery engaged in relief operations.
- To create awareness amongst the community to face the disaster in case of an eventuality.
- To involve the voluntary organizations & NGO's in awareness creation and in relief operations.
- To enable quick restoration of the public service system affected by the disaster.
- To prevent the spread of post-disaster epidemics.

Identification and Prioritization of Hazards

- Earthquake
- Terrorist Attack
- Fire
- Chemical Hazards.
- Flood
- Accidents (Road, Railways, Air, Building Collapse)

- Road Blockade

7.6.1 Disaster Management Strategy

Optimum strategy is to be followed in accordance with the comprehensive District Disaster Management Plan to combat the effects of the disaster and to minimize the loss of life and property. Different stakeholders from district administration, public, NGO sector, civil defense, interest groups are required to play a major role in disaster mitigation. Broadly it has been divided into three major strategies viz Pre-Disaster Phase, Impact Phase and Post Disaster Phase.

1. Pre-Disaster Phase- Preparedness in “No Disaster Situation”.

In the Pre-Disaster Phase – prevention, Mitigation and Preparedness activities are undertaken. The key activities are: -

- Formation of the District Disaster Management Committee.
- Formulation of District Disaster Management Plan for running year.
- Risk Assessment and Vulnerability Analysis.
- Resource Inventory.
- Allocation of responsibilities to the individual actors/Groups/Institutions/Organizations.
- Training and capacity building etc.

2. Impact Phase- Emergency Relief Measures

This phase includes measures taken immediately after the disaster.

The key activities are:-

- Rescue operation/Evacuation by teams (already identified) and providing basic infrastructure and movement to rescue centers.
- Functioning of District Control Room (DCR) & other Sub Divisional/Block/Tehsil/Line Departmental Control Rooms.
- Coordination meeting with officials at District Control Room at each 12 hours interval to take stock of the situation.
- Management of Rescue Shelters

- Monitoring Disaster Management by ensuring a line of control through Police & Paramilitary forces, Civil Defense, Fire services, Civilians, PSUs, NGOs etc
- Administration of Relief

3. Post Disaster Phase- Damage Assessment and Long term relief.

All measures at this stage aim at speedy return of the affected areas to normalcy and to mitigate the long-term consequence of the disaster.

The key activities are:-

- Assessment & enumeration of damage.
- Developing a Reconstruction and Rehabilitation plan.
- Monitoring Relief Operation organized by outside agencies/ UN Agencies/ Red Cross/ NGOs/ PSUs/ other states etc through District Administration.
- Restoration of Communication- Roads, Railways, Electronic Communication etc.
- Maintenance of Law & Order.
- Provision of Medical facilities, Minimum sanitation, drinking water, free kitchen etc.
- Removal of debris and disposal of carcasses.
- Meeting officers of both District level and Field level in every 24 hours to take stock of the situation.
- Collection of Information and submission of daily situation report to Government through District Collector.
- Documentation of the entire event – Black & white/ Audio & Video.

In disaster situations, a quick rescue and relief mission is inevitable; however damage can be considerable minimized if adequate preparedness levels are achieved. Indeed, it has been noticed in the past that as and when attention has been given to adequate preparedness measures, the loss to life and property has considerably reduced.

The team members & workers will be trained according to the identified natural disaster by an experienced training professional so that loss of lives and property is at its minimum at operational as well as construction phase.

7.7 Social Impact Assessment

The impacts of development projects occur in different forms. While significant benefits result for the society, the project area people may often bear the brunt of adverse impacts. This can happen, for example, when they are forced to relocate to make way for such interventions. There is now a growing concern over the fate of the displaced people. This has given rise to the need to understand beforehand the implications of adverse project impacts so that mitigation plans could be put in place in advance.

In the current project of biomedical waste plant the major benefit to the society will be in the form of proper disposal of infectious bio medical waste i.e. in public of city beautiful will be safe against the harmful infectious waste that can cause serious epidemic to the society.

Along with the safe guarding against the threat of bio medical waste various employment opportunities will be generated from the implementation of the project like plant operators, drivers, direct and in direct employment opportunities.

8 PROJECT BENEFITS

8.1 Physical Infrastructure

The beneficial impact of proposed project on the civic amenities will be substantial after the commencement of project activities. The basic requirement of the community needs will be strengthened by extending healthcare to the community, building/strengthening of existing roads in the area which will help in uplifting the living standards of local communities.

8.2 Employment Opportunities

The project will create opportunities for employment. Skilled and unskilled manpower will be needed. Secondary jobs are also bound to be generated to provide day-to-day needs and services to the work force. This will also temporarily increase the demand for essential daily utilities in the local market. Due to this proposed project, relevant to this project other job opportunities may generate which will improve the socio economic status of the area. Neighboring villagers of the project will get its benefits more by giving preference to them in relation to direct employment associated with the various project activities. Construction and operation phase of the proposed project will involve a certain number of laborers, contractors and construction workers. There is a possibility that local people will be engaged for this purpose. The operation phase will involve a number of skilled and unskilled workers.

The total 20 manpower will be required for this project. There is a possibility that local people will be engaged for this purpose to the extent possible and hence improve the existing employment scenario of the region. First preference will give to localize people for all kind of required employment in the project and especially for unskilled employment the company will take localize people.

8.3 Socio-Economic Development Activities

An obligation, beyond that required by the law and economics, for a firm to pursue long term goals that are good for society the continuing commitment by business to behave ethically and contribute to economic development while improving the quality of life of the workforce and their families as well as that of the local community and society at large. The basic amenities viz. roads, transportation, electricity, proper sanitation, medical facilities etc will be developed as far as possible; and overall the proposed project will change/improve the socio-economic conditions of the area.

8.4 Corporate Social Responsibility (CSR)

The Company shall continue to have among its objectives the promotion and growth of the national economy through increased productivity, effective utilization of material, manpower resources and continued application of modern scientific and managerial techniques, in keeping with the national aspiration; and the company shall continue to be mindful of its social and moral responsibilities to consumers, employees, shareholders, society and the local community. The company shall earmark ~ 2% of total project cost for social development and welfare measures in the surrounding villages like education, health facility, infrastructure facilities, etc, this fund shall be utilized over a period of 5 years.

9 ENVIRONMENT COST & BENEFIT ANALYSIS

9.1 Environmental Cost and Benefit Analysis

The upcoming project will generate direct and indirect employment opportunities for the local people. The project will create employment including skilled as well as semi-skilled staff directly or indirectly. The secondary employment in the form of providing services to the employed manpower will also be developed in the neighboring villages.

The organization will also provide the helping hand in the development of the nearby villages by arranging regular medical checkup camp for the employees.

The project will generate a fair amount of direct, indirect and induced employment in the study region. The local economy will receive a boost due to employee spending and services generated by applicant.

10 ENVIRONMENTAL MANAGEMENT PLAN

10.1 Introduction

An environmental management plan (EMP) has been prepared for the proposed facility, to minimize negative impacts and is formed on the basis of prevailing environmental conditions and likely impacts of this project on various environmental parameters. This plan will also facilitate monitoring of environmental parameters. Preparation of EMP is required for the formulation, implementation and monitoring of environmental protection measure. EMP includes schemes for proper and scientific treatment and disposal mechanism for air, liquid and solid hazardous pollutants. Apart from this, green belt development, safety aspect of the workers, noise control, fire protection etc. are also included in it. The various components of the EMP are outlined in subsequent sections.

10.2 Purpose of Environmental Management Plan

Various purposes of the environmental management plan are:

- To treat and dispose of all the pollutants viz. air, liquid, gaseous and solid waste so as to meet statutory requirements (Relevant Pollution Control Acts) with appropriate technology.
- To support and implement work to achieve environmental standards and to improve the methods of environmental management.
- To promote green-belt development.
- To encourage good working conditions for employees.
- To reduce fire and accident hazards.
- Budgeting and allocation of funds for environment management system.
- To adopt cleaner production technology and waste minimization program.

10.3 Details of Environmental Management Plan

10.4 During Construction Phase

Air Environment

Construction phase will be for a short period and hence the impacts will also be for a short and temporary period. During construction activities, mainly emission of dust and gases from

movement of vehicles and construction activity is expected. However, following measures will be taken to reduce / contain such emissions:

- Water will be sprinkled on loose top soil to prevent re-suspension of dust into ambient air due to movement of vehicles etc.
- Separate civil construction material storage yard will be created within the site and it will be enclosed.
- Transport vehicles and construction equipments / machineries will be properly maintained to reduce air emissions.
- Vehicles and equipments will be periodically checked for pollutant emissions against stipulated norms.
- Idle running of vehicles will be minimized during material loading / unloading operations
- Exhaust vent of D.G. set will be kept at proper height to ensure quick dispersal of gaseous emissions
- All construction workers will be provided appropriate PPEs like dust mask, ear plug

10.5 Water Environment

There will be no housing facilities at site for construction workers and hence a major source of impact on water environment will be avoided. Proper and sufficient sanitary facilities will be provided to construction workers to maintain all hygienic conditions at site. Storm water drains compatible with the local hydrological pattern of the area which will be provided to carry-off, any run-off or storm water from the premises. Care shall be taken during construction work and will not create any obstruction / dips in the topography which can lead to accumulation of water within premises leading to undesirable consequences like health and hygiene problems etc.

10.6 Solid Waste

Main solid waste generation during construction phase will be construction debris like rubble, brick bats, steel scrap, wooden scrap, sand, gravel etc. However, these materials are inert in nature and will not result into leaching of any substance or constituent. These materials will be properly sorted and will be used within premises for filling of low lying areas. Wooden scrap, steel scrap will be given to scrap dealers. On completion of civil work, all debris etc. will be completely removed from the site to avoid any incompatibility with future use.

The end products of incineration ie ash shall be disposed through authorized TSDF .The autoclaved plastic waste shall sent to registered recycler strictly according to laws and under expert supervision.

10.7 Noise Environment

Following measures are proposed during construction period to mitigate adverse impacts:

- Construction machinery and vehicles will undergo periodic maintenance to keep them in good working condition.
- All machineries to be used for construction purpose will be of highest standard of reputed make and compliance of noise pollution control norms by these equipments will be emphasized by company.
- Feasibility of putting up acoustic enclosure / temporary barrier around areas with high noise levels will also be explored.
- All construction workers working in high noise areas will be provided appropriate PPEs like ear muffs and made to wear them during working hours.
- Possibility of raising green belt along with construction activity will also be explored so as to serve as a noise barrier.

10.8 Land Environment

Following steps are proposed to take care of impact of construction activity on project land area:

- On completion of civil works, all debris etc. will be completely removed from site to avoid any incompatibility with future use.
- Other materials like paint, diesel etc. will be properly stored and handled to prevent any spillage on land.
- All the wastes will be stored at a designated site within the premises to prevent scattered discharge on land.

ECOLOGY

Proposed facility will not involve any trees cutting exercise so, there will be no major impact on ecology is anticipated.

10.9 Socio-Economic

As there will be no temporary housing colony for construction workers, neither socio - economic impact due to the same is envisaged. Overall socio - economic effect of construction phase will be positive due to direct and indirect employment opportunity for the local livings. Local people will be employed for construction work to the maximum extent possible.

10.10 During Operation Phase

Air Environment

The air pollutants in the plant may be classified broadly into particulate matter like dust, fumes etc. and gases like Sulphur dioxide, Nitrogen oxide and Hydrogen chloride etc. The measure to control the air pollution will ensure the ambient air quality standards as laid down by Central Pollution Control Board for industrial areas. The system proposed for air pollution control will provide acceptable environment condition in the working areas and abate air pollution in the surrounding area of the plant. The technological equipment and processes have been selected with the above objectives. Depending on quality of emission from different sources, suitable air pollution control system will be provided. The chimney height will be as per CPCB norms to ensure ground level concentration of different pollutants within permissible limit. Once the hopper lid and enclosure door is closed, shredder operates as a closed system. This also avoids any dust generation etc.

Following measures are proposed to mitigate negative impact of operation phase of the project on the surrounding air environment:

- Height of all the stacks will be as per statutory requirement.
- All the stacks will have stack monitoring facility (SMF) consisting of sampling port-hole, platform and access ladder.
- Adequate spares of critical components of dust collection systems will be kept to ensure trouble - free operations and continuous compliance to emission norms.
- A comprehensive plan for fugitive emission control based on CPCB guidelines will be followed.
- Transport vehicles will be properly maintained to reduce air emissions.
- Vehicles will be periodically checked for pollutant emissions against stipulated norms.

- Idle running of vehicles will be minimized during material loading / unloading operations.

10.10.1 Control and Monitoring of Secondary Fugitive Emissions

Fugitive emissions from the proposed facility would be insignificant as there will be air pollution due to activities like handling of biomedical waste, transfer points of biomedical waste and movement of vehicles. These operations generate a few quantity of dust. Good housekeeping, proper maintenance, wetting of dusty areas, use of enclosed storage wherever feasible etc., would considerably reduce fugitive dust. For effective prevention and control of fugitive emissions has implemented following:

- Enclosures are provided for all the loading and unloading operations, if possible.
- All transfer points are fully enclosed.
- Airborne dust is controlled by sprinkling of water.
- Preventive measures are employed to minimize dust build up on road.
- Maintenance of air pollution control equipment is done regularly.
- All the workers are provided with the dust mask.
- Green belt will be developed around the plant to arrest the fugitive emissions.
- Regular training is given to the personnel operating and maintaining fugitive emissions control systems.

10.10.2 Water Environment

Total water requirement for the proposed facility would be 11 KLD which will be sourced from Bore well. Water conservation measures shall be taken to optimize the fresh water requirement. Moreover, record of water consumption for different usages shall be maintained.

10.10.3 Noise Environment

Following precautionary measures will be adopted to control the noise level:

- Noise generating sources and their platforms will be maintained properly to minimize noise vibrations generated by them.
- Personnel working near the noisy machines in different plant locations, will be provided with well-designed ear muffs / plugs (effective noise reduction 10-15 dBA)
- Green belt will be developed to act as a noise barrier.
- Noise barriers / shields in the form of walls, beams will be provided around the units wherever found feasible.

- Training to personnel will be imparted to generate awareness about effects of noise and usage of protective gears.

10.10.4 Land Environment

Treated effluent will be utilized for gardening/plantation after ensuring norms specified by pollution control board by which impact on soil and ground water will be insignificant.

10.10.5 Solid Waste

Solid wastes shall be generated in the form of Incineration ash from Incinerator, ETP sludge from ETP process and used oil from the plant utility. Following steps shall be taken;

- Incineration ash from incinerator will be disposed to the nearest authorized TSDF site.
- Incineration ash and ETP sludge will be sent to authorized TSDF site
- Used oil will be properly stored and it will be re-used as lubricants in the machineries within the premises only.
- Record of solid waste generation and disposal shall be maintained.
- All Necessary precaution shall be taken during handling, loading and unloading of solid waste.

Socio - Economic Environment

Management Plan for the socio-economic aspects can be prepared by managing all the other aspects like Air pollution, water pollution, Noise pollution, etc. When all pollutions will be managed properly and socio economic status of the area will be improved through CSR activities then only socio-economic environment will be managed properly.

General Considerations

For good housekeeping of the proposed facility, following measures will be planned:

- Maintaining cleanliness of roads to prevent accumulation of dust and waste material.
- Inculcating positive attitude among employees for good house-keeping.
- Maintaining hygienic conditions in canteens, near drinking water source and toilets.

Recycle/reuse/recover: Wastewater generated from the proposed facility shall be reutilized in the gardening and green belt development after giving suitable treatment. The Incineration ash shall be disposed to nearest authorized TSDF site.

Energy conservation: Reduction in usage of traditional light bulbs with Light Emitted Diode (ELDs) means reduction in usage energy consumption. Usage of Solar energy at different locations in the plant like parking light, roadside light etc. will be explored.

10.11 Environmental Management Cell

In addition to preparing an EMP, it is also necessary to have a permanent organizational set up to ensure its effective implementation. Hence, proposed facility will create a team consisting of officers from various departments to co-ordinate the activities concerned with management for reporting of noncompliance / violations of environmental norms and implementation of the environmental control measures. This team will undertake the activity of monitoring the stack emissions, ambient air quality, noise level, etc. either departmentally or by appointing external agencies wherever necessary. Regular monitoring of environmental parameters will be carried-out to find out any deterioration in environmental quality and also to take corrective steps, if required, through respective internal departments. The Environmental Management Cell will also collect data about health of workers, green belt development etc. EMC will have qualified employees for hazardous operations and monitoring of the occupational injury to works as well as impact on the worker.

The cell will also be responsible for monitoring of the plant safety and safety related systems which include:

- Checking of safety related operating conditions.
- Visual inspection of safety equipments.
- Preparation of a maintenance plan and documentation of maintenance work specifying different maintenance intervals and the type of work to be performed.

Other responsibilities of the cell will include followings:

- Conduct and submit annual Environmental Audit. A SPCB registered agency will be retained to generate the data in respect of air, water, noise, soil and meteorological data and prepare the Environmental Audit report. Timely renewal of Consolidated Consents & Authorization (CC & A) will also be taken care of.

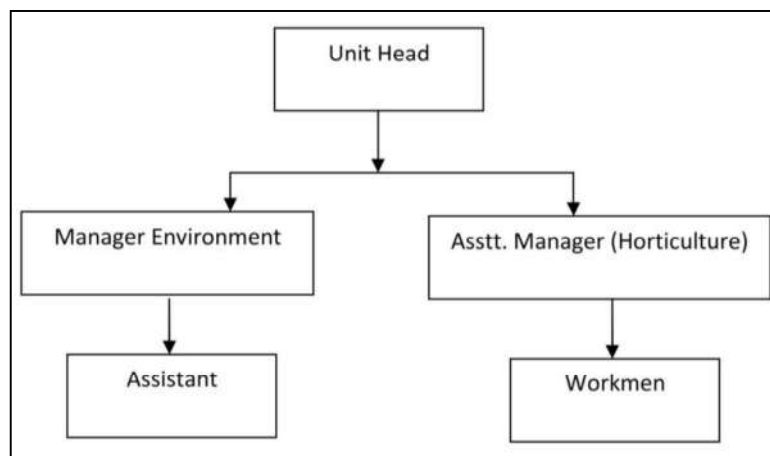
EIA Report of Proposed Development of Common Biomedical Waste Treatment Facility at Plot No. C-20 at Sathariya Industrial Development Authority (SIDA) Sathariya Jaunpur, Uttar Pradesh Project Proponent: M/s R.S. BMW Services

- Submitting environmental monitoring report to SPCB. Data monitored by the cell will be submitted to the Board regularly and as per the requirement of SPCB. The cell will also take mitigative or corrective measures as required or suggested by the Board.
- Keeping the management updated on regular basis about the conclusions/results of monitoring activities and proposes measures to improve environment preservation and protection.
- Conducting regular safety drills and training programs to educate employees on safety practices. A qualified and experienced safety officer will be responsible for the identification of the hazardous conditions and unsafe acts of workers and advise on corrective actions, organize training programs and provide professional expert advice on various issues related to occupational safety and health.
- Conducting safety and health audits to ensure that recommended safety and health measures are followed.

They manage mental manpower will comprise of the following:

The Company already has the technocrats and specializes people in the respective field of management of Common Bio Medical Waste Treatment Facility are as below:

Table 10- 1 Details of Organizational Setup



Similarly beside of the above, the Company is already having the existing operational staff and would deploy other technical and qualified manpower i.e. engineers and Supervisors for the

EIA Report of Proposed Development of Common Biomedical Waste Treatment Facility at Plot No. C-20 at Sathariya Industrial Development Authority (SIDA) Sathariya Jaunpur, Uttar Pradesh Project Proponent: M/s R.S. BMW Services

operation & monitoring of the plant sections during the up-gradation and installation of the incinerator plant at Common Bio Medical Waste Treatment Facility.

10.12 Budgetary Provisions for EMP

Adequate budgetary provisions have been made by project proponent Management for execution of environmental management plans. The details of capital and recurring (per annum) budget earmarked for pollution control / monitoring equipment; operation and maintenance of pollution control facilities, for greenbelt development and maintenance.

Table 10-1: Cost for EMP during construction phase

Sr. No.	Particulars	Approx. Capital Cost (Rs Lac)	Approx. Recurring Cost (Rs Lac)	Items Covered
1.	Toilets for workers	1	0.1	Toilets with septic tank
2.	Wind breaking curtains	0.5	0.1	Wind breaking walls at vulnerable areas
3.	Sprinklers for suppression of dust	0.5	0.2	Sprinklers, Pipeline
	Total	2	0.4	

Table 10-2: Cost for EMP during Operational phase

Sr. No.	Particulars	Approx. Capital Cost (Rs Lac)	Approx. Recurring Cost (Rs Lac)
1.	APCD (Ventury Scrubber)/quenching	30.00	1.5
2.	Effluent Treatment Plant	10.00	1.0
3.	Green Belt	5.00	1.5
	Total	45	4

11 SUMMARY AND CONCLUSION

11.1 Project Details

Medical care is vital for our life and health, but the waste generated from medical activities presents a real problem. Improper management of waste generated in health care facilities causes a direct health impact on the community, health care workers, and the environment. Indiscriminate disposal of biomedical waste (BMW) or hospital waste and exposure to such waste pose serious threats to the environment and human health; hence, such waste requires specific treatment and management prior to its final disposal. Awareness about the need of BMW management among the health care personnel is of paramount importance.

11.2 Project Requirement

The general break down of the requirement of the project is as follows.

Table 11-1: Project Requirements

1.	Total area of the Plant	0.58 ha																						
2.	Capital Cost	Rs. 4.85 Crores																						
3.	Location	Plot No.C-20 at Sathariya Industrial Development Authority (SIDA) Sathariya Jaunpur, Uttar Pradesh																						
4.	Coordinates of the Site	<table border="1"> <thead> <tr> <th>S.No</th> <th>Latitude</th> <th colspan="2">Longitude</th> </tr> </thead> <tbody> <tr> <td>01</td> <td>25°38'58.56"N</td> <td colspan="2">82°13'54.23"E</td> </tr> <tr> <td>02</td> <td>25°38'58.59"N</td> <td colspan="2">82°13'57.17"E</td> </tr> <tr> <td>03</td> <td>25°38'55.99"N</td> <td colspan="2">82°13'54.39"E</td> </tr> <tr> <td>04</td> <td>25°38'56.11"N</td> <td colspan="2">82°13'56.36"E</td> </tr> </tbody> </table>			S.No	Latitude	Longitude		01	25°38'58.56"N	82°13'54.23"E		02	25°38'58.59"N	82°13'57.17"E		03	25°38'55.99"N	82°13'54.39"E		04	25°38'56.11"N	82°13'56.36"E	
S.No	Latitude	Longitude																						
01	25°38'58.56"N	82°13'54.23"E																						
02	25°38'58.59"N	82°13'57.17"E																						
03	25°38'55.99"N	82°13'54.39"E																						
04	25°38'56.11"N	82°13'56.36"E																						
5.	Water Requirement/Source																							
	Water Requirement (KLD)	Total – 11.00 KLD Fresh – 7.10 KLD Recycled – 3.90 KLD																						
	Source of water	Ground water Supply (Water will be abstracted only after getting NOC from CGWA)																						

11.2.1 Waste Water Generation

Entire waste water generated from the facility will be treated through proposed ETP and treated water will be use development of internal green belt development purposed to follow zero discharge concept.

11.2.2 Air Emission & Air Pollution Control Measures

The air emission from the proposed facility would be SPM, SO₂, NO_x and HCl from Incinerator stack. To control air emission Venturi scrubber as a pollution control system with adequate stack height will be installed.

11.2.3 Solid Waste Generation & Disposal

Incineration ash, used oil and ETP sludge will be generated from proposed facility. Used oil will be re-used as a lubricant in the machineries within the premises only. Incineration ash and ETP sludge will be sent to authorize land filling site.

11.2.4 Baseline Environment

The baseline environmental quality of Air, water, soil, noise, socioeconomic status and ecology has been assessed in the period of 1st March 2023 to 31st May 2023 in a study area of 10 km radial distance from the project site.

The ambient air quality monitoring was carried at 8 locations to monitor PM₁₀, PM_{2.5}, SO₂ and NO_x concentration, which are found well below the NAAQS of CPCB.

Total 8 nos. of ground water, 4 nos. surface water samples were collected from the study area. The result of the all water sample collected shows that the water quality of the area is good. Values of the parameters found within the permissible limit of Indian standards/specifications for Drinking water.

Background noise levels were measured at 8 locations. Noise levels found within norms at all the location. Land use within 10 km radius of the study area has been determined with the help of satellite imagery, and broadly consists of settlements, Industrial land, Tank/River, land with scrub, land without scrub, area and predominant land use.

During the eco-biological study, endangered and endemic species are not found in the study area.

The total population of the study area was 104715 as per census 2011. All the villages were having almost all the infrastructure facilities like, educational, drinking, sanitation, health, etc.

11.2.5 Environmental Impacts during Construction Phase

During construction phase there will be minor reversible impact envisage on the air, water and noise environment.

11.2.6 Environmental Impact during Operation Phase & Mitigation Measures

Due to this proposed project, there will be minor increment in the air pollution due to the air emissions like, PM, SO₂, NO_x and HCl from the stake attached to incinerator facility. Entire waste water generated from the process will be reused for the internal green belt development to follow Zero discharge concept. Solid waste generated in the form of incineration ash, used oil and ETP sludge will be disposed as per guideline to reduce impact on soil environment.

A regular monitoring of the environment parameters like air, water, noise and soil, etc. will be carried out periodically as recommended.

11.3 Corporate Social Responsibility (CSR)

Rs. 0.097 Cr which is 2% of total project cost has been allotted for social development and welfare measures like education, health facility, infrastructure facilities, etc, this fund shall be utilized over a period of 5 years.

11.4 Environmental Management Plan

The management team is very much concern about environmental issues. All the environmental components will be looked out by Environmental Management Cell (EMC). Mitigation of environmental impacts has to be implemented according to the suggestions and will be monitored regularly to prevent any lapse.

Company has committed to implement all the pollution control measures to protect the surrounding environment. The project can definitely improve the regional, state and national environment and reduce health hazards. Projects like this will certainly improve the living standard of local people. The implementation of this project will definitely improve the physical and social infrastructure of the surrounding area.

12 DISCLOSURE OF CONSULTANTS

12.1 Introduction

The EIA/EMP Report for Environmental Clearance for Proposed Common Biomedical waste Treatment Facility by M/s R.S. BMW Services is located at Plot No. C-20 at Sathariya Industrial Development Authority (SIDA) Sathariya, Uttar Pradesh has been prepared by Rian Enviro Private Limited. The company has a team of dedicated and well-experienced professional including Engineers, Technologists and Environmentalists with in-depth knowledge and profound experience in the field of Environment Management. The company was accredited by NABET, QCI for the EIA consultancy services & the details are as follows:

Name of the Consultant	Rian Enviro Private Limited
Address	202 & 402, Mangal Market, Sheikhpura, Raja Bazar, Patna, Bihar-800014. Email: info@rianenviro.in Tel: +91 9716173106, 0612-2295632
Accreditation Date	06/07/2021
Accreditation Validity	11/09/2024
Certificate Number	NABET/EIA/2124/SA 0197
Website	www.rianenviro.in

Name of the Laboratory	ENVIRO-TECH SERVICES
Laboratory Address	Plot No. 1/32, South Side G.T. Road Industrial Area Ghaziabad (UP)-201001.
E-mail	etslab2012@gmail.com
Website	www.etslab.in

EIA Report of Proposed Development of Common Biomedical Waste Treatment Facility at Plot No. C-20 at Sathariya Industrial Development Authority (SIDA) Sathariya Jaunpur, Uttar Pradesh Project Proponent: M/s R.S. BMW Services

12.2 EIA Team

The EIA Team engaged in the preparation of EIA report consist of professionals with multidisciplinary skills and relevant experience required for undertaking the projects. This EIA/EMP report has been prepared under the guidance of the following Coordinator & Functional Area Experts.





EIA Coordinator: Muzaffar Ahmad

Signature:



Date: - 21-06-2023

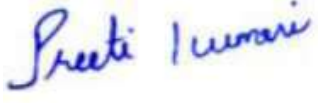

Functional Area Experts Engaged:

S. No.	Functional Area	Name of the experts	Involvement Period and Task	Signature
1.	WP	Preeti Kumari	Preparation of WP input, impact assessment & mitigation measures	
2.	AP	Muzaffar Ahmad	Collected the ambient air data through secondary sources and suggested Air pollution control measures	
3.	LU	Debarati Ghosh	Development of landuse maps of study area using GIS / related tools, site visit for ground reality survey, finalization of landuse maps, and contribution to EIA documentation.	
4.	Geo	Mohan Shriram Bhagwat	Collection of secondary data as well as drafting of report with respect to Geological Aspect.	

EIA Report of Proposed Development of Common Biomedical Waste Treatment Facility at Plot No. C-20 at Sathariya Industrial Development Authority (SIDA) Sathariya Jaunpur, Uttar Pradesh Project Proponent: M/s R.S. BMW Services

S. No.	Functional Area	Name of the experts	Involvement Period and Task	Signature
5.	HG		Collection of secondary data as well as drafting of report with respect to Hydro-geological condition in around the study.	
6.	SW	Preeti Kumari	Preparation of SW input, impact assessment & mitigation measures	<i>Preeti Kumari</i>
7.	AQ	Vishal Duggal (AQ)	Collected the meteorological data and AAQ data through secondary sources, predicted impacts on air quality using suitable AQ model and suggested air pollution control measures	<i>Duggal</i>
8.	SC	Mrs. Nimisha Vatsyayan	Proposing the soil management practices during construction and operation phase of project.	<i>Nimisha Vatsyayan</i>
9.	EB	Neha Kumari	Generating the ground truthing ecological assessment with secondary data from different departments, earmarking rare and endangered species.	<i>Neha Kumari</i>
10.	SE	Manish Kumar	Collected the primary and Secondary data, livestock inventory/ impacts, identified village-wise amenities/ needs.	<i>Manish</i>
11.	RH	Kailash Nath Sharma	Preparation of RH input, impact assessment & mitigation measures	<i>Sharma</i>
12.	HW	Preeti Kumari	Preparation of HW input, impact assessment & mitigation measures	<i>Preeti Kumari</i>

EIA Report of Proposed Development of Common Biomedical Waste Treatment Facility at Plot No. C-20 at Sathariya Industrial Development Authority (SIDA) Sathariya Jaunpur, Uttar Pradesh Project Proponent: M/s R.S. BMW Services

S. No.	Functional Area	Name of the experts	Involvement Period and Task	Signature
13	BMW	Preeti Kumari	Preparation of BMW input, impact assessment & mitigation measures	
13.	NOISE	Bhuwan Bhaskar	Collected the ambient noise data through secondary sources and suggested Noise pollution control measures during project	

Team Members:

Sr. No	Name of the Team Members	EC/FAE/TM	Functional Area
01	Ravi Ranjan	TM as FAE	RH
02	Priya Priyadarshni	FAA	WP & SW
03	Munna Sharma	TM as FAE	WP
04	Satish Kumar	TM as FAE	AP

EIA Report of Proposed Development of Common Biomedical Waste Treatment Facility at Plot No. C-20 at Sathariya Industrial Development Authority (SIDA) Sathariya Jaunpur, Uttar Pradesh Project Proponent: M/s R.S. BMW Services

DECLARATION BY THE HEAD OF THE ACCREDITED CONSULTANT

ORGANIZATION/AUTHORIZED PERSON

I, Manish Kumar hereby, confirm that the above mentioned experts prepared the EIA report for Environmental Clearance under EIA Notification, 2006 for Proposed Common Biomedical Waste Treatment Facility (CBWTF) at Plot No.C-20 at Sathariya Industrial Development Authority (SIDA) Sathariya Jaunpur, Uttar Pradesh of M/s R.S. BMW Services and EIA Coordinator (EC) is fully aware of the content. The consultant organization shall be fully accountable for any misleading information. No unethical practices have been carried out and external data / text have not been used without proper acknowledgement, while preparing this EIA report.

Certificate of Plagiarism check	
Title of EIA Report:	Proposed Common Biomedical Waste Treatment Facility (CBWTF) at Plot No.C-20 at Sathariya Industrial Development Authority (SIDA) Sathariya Jaunpur, Uttar Pradesh of M/s R.S. BMW Services
Name of Accredited Organisation:	Rian Enviro Private Limited, Patna
Name of EIA Co-ordinator:	Mr. Muzaffar Ahmad

Date and Sign of Head of ACO / authorised person:

Name: Mr. Manish Kumar

Designation: Director

Name of the EIA Consultant Organization: Rian Enviro Private Limited, Patna

NABET Certificate No. & Issue Date: NABET/EIA/2124/ SA 0197, dated 07.07.2023, Validity up to 11th September, 2024.

EIA Report of Proposed Development of Common Biomedical Waste Treatment Facility at Plot No. C-20 at Sathariya Industrial Development Authority (SIDA) Sathariya Jaunpur, Uttar Pradesh Project Proponent: M/s R.S. BMW Services



**QUALITY COUNCIL
OF INDIA**
Creating an Ecosystem for Quality



**National Accreditation Board for
Education and Training**



Certificate of Accreditation

Rian Enviro Private Limited (REPL)
202 & 402, Mangal Market, Sheikhpura, Raja Bazar, Patna, Bihar- 800 014

The organization is accredited as **Category-A** under the QCI-NABET Scheme for Accreditation of EIA Consultant Organization, Version 3: for preparing EIA-EMP reports in the following Sectors –

S. No	Sector Description	Sector (as per)		Cat.
		NABET	MoEFCC	
1	Mining of minerals (opencast only)	1	1 (a) (i)	A
2	Thermal power plants	4	1 (d)	B
3	Metallurgical industries - both primary & secondary	8	3 (a)	B
4	Cement Plants	9	3(b)	A
5	Synthetic organic chemicals industry	21	5 (f)	B
6	Distilleries	22	5 (g)	A
7	Bio-medical waste treatment facilities	32A	7 (da)	B
8	Highways	34	7 (f)	A
9	Building and construction projects	38	8 (a)	B
10	Townships and Area development projects	39	8 (b)	B

Note: Names of approved EIA Coordinators and Functional Area Experts are mentioned in SAAC minutes dated May 16, 2023 posted on QCI-NABET website.

The Accreditation shall remain in force subject to continued compliance to the terms and conditions mentioned in QCI-NABET's letter of accreditation bearing no. QCI/NABET/ENV/ACO/23/2793 dated July 07, 2023. The accreditation needs to be renewed before the expiry date by Rian Enviro Private Limited (REPL), Patna following due process of assessment.



Sr. Director, NABET
Dated: July 07, 2023

Certificate No.
NABET/EIA/2124/SA 0197

Valid up to
Sep. 11, 2024

For the updated List of Accredited EIA Consultant Organizations with approved Sectors please refer to QCI-NABET website.



EXECUTIVE SUMMARY



1. INTRODUCTION

M/s R.S. BMW Services is a private company proposes to setup a Common Bio-medical Treatment Facility (CBWTF) at Plot No.C-20 at Sathariya Industrial Development Authority (SIDA) Sathariya Jaunpur, Uttar Pradesh. The proposed project of setting up the Common Bio-medical Waste Treatment Facility (CBWTF) includes Incinerator with Air Pollution Control Device (APCD), Autoclave, Shredder and Effluent Treatment Plant. It is proposed to utilize 0.58 ha of land for the proposed project.

1 PROJECT DESCRIPTION

As per EIA Notification 2006, the project was earlier considered by MoEF&CC under Category “B” Projects of activity 7(d), namely Common hazardous waste Treatment and Disposal Facility. Subsequently in the amendment vide Gazette Notification dated 17th April 2015, separate entry has been made therein for Bio-medical Waste Treatment Facilities. Thus, all Projects of Bio-medical Waste Treatment Facilities now fall under “Category B” activity 7(da). As a part of above process, the application (Form-1 along with Pre-Feasibility Report) was submitted for setting up of Biomedical Waste Treatment Facility.

2 PROJECT PROPONENT

M/s R.S. BMW Services
 NDLTower,3rd Floor, Behnapurwa, Near Wave Mall
 Gomti Nagar, Distt-Lucknow- 226010, Uttar Pradesh
 Email: rs.bmw2022@gmail.com

The brief description of the project is given below:

S.No.	Parameters	Description
1.	Identification of Project	The amendment vide Gazette Notification dated 17 th April 2015, separate entry has been made there in form Bio-medical Waste Treatment Facilities. Thus, all Projects of Bio-medical Waste Treatment Facilities now fall under “Category B activity 7(da).”
2.	Project Proponent	M/s R.S. BMW SERVICES
3.	Brief description of nature of the project	Biomedical waste is generated from all health care institutions; nursing homes, clinics, dispensaries, veterinary institutions, animal houses, pathological laboratories, blood banks etc. The responsibility of collection, treatment and safe disposal of all types of solid wastes rests with the generator. A Common Bio-medical Waste Treatment Facility (CBWTF) is proposed to be set up where bio-medical waste, generated from a number of healthcare units, will be suitably

EXECUTIVE SUMMARY

EIA Report of Proposed Development of Common Biomedical Waste Treatment Facility at Plot No. C-20 at Sathariya Industrial Development Authority (SIDA) Sathariya Jaunpur, Uttar Pradesh Project Proponent: M/s R.S. BMW Services

		<p>treated as per the prescribed procedure & norms laid down in the regulation.</p> <p>Proposed project of setting up of the Common Bio- medical Waste Treatment Facility includes Incinerator, Autoclave, Shredder and Effluent Treatment Plant. The present proposal is to utilize 0.58 ha land for setting up of Biomedical Waste Treatment Facility.</p>																		
4.	Salient Features of the Project																			
5.	Proposed plant capacity	<p>Proposed Capacity of CBWTF:</p> <table border="1"> <thead> <tr> <th>Equipment</th> <th>Capacity</th> <th>Number</th> </tr> </thead> <tbody> <tr> <td>Incinerator (One + one standby)</td> <td>250 kg/hr</td> <td>2</td> </tr> <tr> <td>Autoclave</td> <td>1000 litre/Batch</td> <td>2</td> </tr> <tr> <td>Shredder</td> <td>150 kg/hr</td> <td>1</td> </tr> <tr> <td>Chemical Disinfection Tank</td> <td>1500 Ltr</td> <td>1</td> </tr> <tr> <td>Effluent Treatment Plant</td> <td>10 KLD</td> <td>1</td> </tr> </tbody> </table>	Equipment	Capacity	Number	Incinerator (One + one standby)	250 kg/hr	2	Autoclave	1000 litre/Batch	2	Shredder	150 kg/hr	1	Chemical Disinfection Tank	1500 Ltr	1	Effluent Treatment Plant	10 KLD	1
Equipment	Capacity	Number																		
Incinerator (One + one standby)	250 kg/hr	2																		
Autoclave	1000 litre/Batch	2																		
Shredder	150 kg/hr	1																		
Chemical Disinfection Tank	1500 Ltr	1																		
Effluent Treatment Plant	10 KLD	1																		
6.	Category of Projects	Category "B" and Schedule- 7(da)																		
7.	Number of working days	365																		
8.	Total Plot Area	0.58 ha																		
9.	Khasra Numbers	Plot No. C-20																		
10.	Location	Plot No. C-20 at Sathariya Industrial Development Authority (SIDA) Sathariya, Jaunpur Uttar Pradesh																		
11.	Coordinates of the Plant	<p>1. 25°38'58.56"N 82°13'54.23"E</p> <p>2. 25°38'58.59"N 82°13'57.17"E</p> <p>3. 25°38'55.99"N 82°13'54.39"E</p> <p>4. 25°38'56.11"N 82°13'56.36"E</p>																		
13.	Elevation	108 meter-110 meter																		
14.	Nearest habituated area	Sarai Dingur, Approx. 1.23 km towards North-West																		
15.	Nearest Main Public Road	NH-31 is about Approx. 1.12 Km towards North.																		
16.	Nearest Railway station/Airport	<p>Badshahpur Railway Station, approx. 4.13 km in West direction.</p> <p>Chaudhary Charan Singh International Airport, approx. 182 km in North West direction.</p>																		
17.	Nearest water body	Varna River, approx. 8.13 km in SSW direction																		
18.	Water requirement	Water requirement for the proposed CBWTF project is 11 KLD.																		

EXECUTIVE SUMMARY

EIA Report of Proposed Development of Common Biomedical Waste Treatment Facility at Plot No. C-20 at Sathariya Industrial Development Authority (SIDA) Sathariya Jaunpur, Uttar Pradesh
Project Proponent: M/s R.S. BMW Services

		Fresh- 7.10 KLD Recycled- 3.90 KLD
19.	Source of water	Ground water Supply (Water will be abstracted only after getting NOC from CGWA).
20.	Wastewater Generation	Waste water generated from the treatment of Biomedical waste during autoclaving, washing of floors, and domestic purpose etc. is 5.25 KLD and it shall be treated in effluent treatment plant and reuse in process
21.	Man Power	During Construction phase, the labors and workers will be hired from nearby villages. Total 20 persons are proposed to hire for plant operation including officers, skilled and unskilled workers.
22.	Air Pollution Control Device	Wet Scrubber, Cyclone and Bag Filter
23.	Nos. of Stack	2
24.	Power requirement	DG Set of 82.5 KVA is proposed for the project and lines will be taken from the authorized electricity board. ~ 1% of the total power load will meet through solar energy.
25.	Alternative site	No Alternative site is examined
26.	Land form, Land use and land ownership	The land for project is Plot No. C-20 at Sathariya Industrial Development Authority (SIDA) Sathariya Jaunpur, Uttar Pradesh.
27.	Project Cost	4.85 Cr.

2.1 Technology and Process Description

The Health care facility shall be advised to segregate the waste and enable trained personnel to carefully pack the waste as it contains sharps, solid waste etc. The waste collected shall be endorsed by issuing a small manifest. It is also realized that the Bio-medical Waste shall be collected every day and not be delayed more than 48 hours as it has tendency to give out odour & deteriorate with long standing storage. The collection of the waste from hospital and its movement to the carrying vehicle shall be properly managed by avoiding any spillage in the path. It is intended to have 5 closed vehicles (E.g. dimension size of 14ft x 6ft x 5.5ft with carrying capacity 3000kg) for collection and transportation of biomedical waste to CBWTF covering all the 3 districts proposed to cater within 75 km radius.

2.2 CBWTF Operation Process

- Collection of Biomedical Wastes from Different Health Care Establishments
- Transportation of Wastes from Hces to Project Site
- Segregation of Wastes

EXECUTIVE SUMMARY

EIA Report of Proposed Development of Common Biomedical Waste Treatment Facility at Plot No. C-20 at Sathariya Industrial Development Authority (SIDA) Sathariya Jaunpur, Uttar Pradesh Project Proponent: M/s R.S. BMW Services

- Waste Storage Room
- Operation of Incinerator
- Operation of Autoclave
- Operation of Shredder
- Air Pollution Control Devices
- Handling of Sharps
- Vehicle Cleaning
- Site Security
- Fire Safety
- Operation of ETP
- Green Belt and Landscape Management

Treatment and disposal method are employed according to Bio-medical Waste Treatment Rules 2016

Category	Type of Waste	Type of Bag or Container to be used	Treatment and Disposal options
(1)	(2)	(3)	(4)
Yellow	(a) Human Anatomical Waste: Human tissues, organs, body parts and fetus below the viability period (as per the Medical Termination)	Yellow coloured non-chlorinated plastic bags	Incineration
	(b) Animal Anatomical Waste: Experimental animal carcasses, body parts, organs tissues, including the waste generated from animals used in		
	(c) Solid Waste: Items contaminated with blood, body fluids like dressings, plaster caste, cotton swabs and bags containing residual or discarded blood and blood components.		Incineration deep burial* or Plasma Pyrolysis or In absence of above facilities, Autoclaving or micro-waving/hydroclaving followed by shredding or mutilation or combination of sterilization and shredding. Treated waste to be sent for energy recovery.
	(d) Expired or Discarded Medicines: Pharmaceutical waste like antibiotics, cytotoxic drugs including all items contaminated with	Yellow coloured non chlorinated plastic bags or containers	Expired cytotoxic drugs and items contaminated with cytotoxic drugs to be returned back to the manufacturer or supplier for incineration at

EXECUTIVE SUMMARY

EIA Report of Proposed Development of Common Biomedical Waste Treatment Facility at Plot No. C-20 at Sathariya Industrial Development Authority (SIDA) Sathariya Jaunpur, Uttar Pradesh Project Proponent: M/s R.S. BMW Services

	cytotoxic drugs along		temperature > 1200 °C or to common bio-medical waste treatment facility or hazardous waste treatment, storage and disposal facility for incineration at > 1200 °C or Encapsulation or Plasma Pyrolysis at 1200 °C. All other discarded medicines shall be either sent back to manufacturer or disposed by Incineration.
	(e) Chemical Waste: Chemicals used in production of biological and used or discarded disinfectants.	Yellow coloured containers or non-chlorinated plastic bags	Disposed of by incineration or Plasma Pyrolysis or encapsulation hazardous waste treatment, storage and disposal facility.
	(f) Chemical Liquid Waste: Liquid waste generated due to use of chemicals in production of biological and used or discarded disinfectants, Silver X-ray film developing liquid, Discarded Formalin, Infected Secretions, Aspirated body fluids, liquid from laboratories and floor washings, cleaning, house-keeping and disinfecting activities etc.	Separate collection system leading to effluent treatment system	After resource recovery, the chemical liquid waste shall be pre-treated before mixing with other wastewater. The combined discharge shall conform to the discharge norms given in Schedule III.
	(g) Discarded linen, mattresses, beddings contaminated with blood or body fluid.	Non-Chlorinated yellow plastic bags or suitable packing material	Non-chlorinated chemical disinfection followed by incineration or Plasma Pyrolysis or for energy recovery. In absence of above facilities, shredding or mutilation or combination of sterilization and shredding. Waste to be sent for energy recovery or incineration or Plasma Pyrolysis.

EXECUTIVE SUMMARY

EIA Report of Proposed Development of Common Biomedical Waste Treatment Facility at Plot No. C-20 at Sathariya Industrial Development Authority (SIDA) Sathariya Jaunpur, Uttar Pradesh Project Proponent: M/s R.S. BMW Services

	<p>(h) Microbiology, Biotechnology and other clinical laboratory waste:</p> <p>Blood bags, Laboratory cultures, stocks or specimens of micro-organisms, live or attenuated vaccines, human and animal cell cultures used in research, industrial laboratories, production of biological, residual toxins, dishes and devices used for cultures.</p>	Autoclave safe plastic bags or containers	Pre- treat to sterilize with nonchlorinated chemicals on-site as per National AIDS Control Organization or World Health Organization guidelines thereafter for Incineration.
RED	<p>Contaminated Waste (Recyclable)</p> <p>(a) Wastes generated from disposable items such as tubing, bottles, intravenous tubes and sets, catheters, urine bags, syringes (without needles and fixed needle syringes) and vaccutainers with their needles cut) and gloves.</p>	Red coloured Non chlorinated plastic bags or containers	Autoclaving or micro-waving/ hydroclaving followed by shredding or mutilation or combination of sterilization and shredding. Treated waste to be sent to registered or authorized recyclers or for energy recovery or plastics to diesel or fuel oil or for road making, whichever is possible. Plastic waste should not be sent landfill sites.
WHITE (Translucent)	<p>Wastesharps including Metals:</p> <p>Needles, syringes with fixed needles, needles from needle tip cutter or burner, scalpels, blades, or any other Contaminated sharp object that may cause puncture and cuts. This includes used, discarded and contaminated metal sharps.</p>	Puncture proof, Leak proof, tampe	Autoclaving or Dry Heat Sterilization followed by shredding or mutilation or encapsulation in metal container or cement concrete; combination of shredding cum autoclaving; and sent for final disposal to iron foundries (having consent to operate from the State Pollution Control Boards or Pollution Control Committees) or sanitary landfill or designated concrete waste sharp pit.
BLUE	(a) Glassware:	Cardboard boxes with blue	Disinfection (by soaking)

EXECUTIVE SUMMARY	EIA Report of Proposed Development of Common Biomedical Waste Treatment Facility at Plot No. C-20 at Sathariya Industrial Development Authority (SIDA) Sathariya Jaunpur, Uttar Pradesh Project Proponent: M/s R.S. BMW Services
--------------------------	---

	Broken or discarded and contaminated glass including medicine vials and ampoules except those contaminated with cytotoxic wastes	colored marking	the washed glass waste after cleaning with detergent and Sodium Hypochlorite treatment) or through autoclaving or microwaving or hydroclaving and then sent for recycling.
	(b) Mettalic Body Implants	Cardboard boxes with blue colored marking	

3 DESCRIPTION OF ENVIRONMENT

Environmental Baseline Data Collection: Baseline data for the proposed project was collected during Study Period: The baseline data were collected during pre-monsoon season 1st March 2023 to 31st May 2023.

3.1 Soil Environment

Eight locations in the study area were selected for soil sampling.

Soil texture is sandy loam in most of the sites selected for monitoring. The pH is found in the range of 7.20 to 7.31. Water Holding Capacity is found in the range of 13.2% to 21.3%. Available Nitrogen is 133.61 mg/kg found lowest at Primary school (govt) Suwansa and 210.10 mg/kg at Rajkiya Ucchar Madhyamic Vidyalay Tarahati - School. Available Phosphorus 43.2mg/kg found lowest at Primary school (govt) Suwansa and slightly highest 64.8 mg/kg at Shiv Mandir - Hindu Kharuanwa - pandeypur Rd. Available Potassium lowest at 190.9 mg/kg at Shiv Mandir - Hindu Kharuanwa - pandeypur Rd and highest 352.7 mg/kg at Rajkiya Ucchar Madhyamic Vidyalay Tarahati - School.

3.2 Water Environment

3.2.1 Surface Water

The baseline quality of water based on the results of the surface water quality monitoring within the study area, it is observed that,

- pH was observed in the range of 7.19 – 7.28 with minimum at Shree Anjani Putra Shree Balaji Maharaj Trust - Bijadhar Mau, Uttar Pradesh (SW1) and maximum at Pond, (SW3).
- TDS was observed in the range of 580.4 -618.2 mg/L with minimum at River Varna (SW4) and maximum at Sata Hariya, Uttar Pradesh Canal (SW2).
- COD was in the range of 177.2-217.4 mg/L with minimum at Pond (SW3) and maximum at Sata Hariya, Uttar Pradesh Canal (SW2).
- BOD was in the range of 52.1– 63.9 mg/L with minimum at Pond, (SW3) and maximum at Sata Hariya, Uttar Pradesh Canal (SW2).

It is observed from the analysis of the surface water at 4 locations within the study area, which are compared with classes for designated use of River are suitable for “E class” i.e. irrigation, industrial cooling and controlled waste disposal.

3.2.2 Ground Water

Observations:

- All the samples were colourless meeting desirable norms (<5 Hazen).
- All the samples meet the desirable standards (pH ranges from 7.25 to 7.37).
- TDS in samples ranges from 325.6 mg/L to 344.0 mg/L. All the samples meet the permissible limit of 2000 mg/L.
- Total Hardness in the water ranges from 140.0 mg/L to 174.0 mg/L. All the samples meet the permissible limit of 600 mg/L.
- Calcium content in the water ranges from 40.9 mg/L to 56.9 mg/L all the samples meet the permissible limit of 200 mg/L.
- Magnesium content in the water ranges from 4.71 mg/L to 14.24 mg/L. All the samples meet the permissible limit of 100 mg/L.
- Sulphate content in the water ranges from 51.8 mg/L to 56.2 mg/L. The permissible limit of Sulphate is 400 mg/L for drinking water.
- Total alkalinity in the water samples ranges from 176.9 mg/L to 205.0 mg/L. All the samples are within the permissible limit of drinking water (600 mg/L).
- Chloride ranges from 69.1 mg/L to 80.1 mg/L. Which are below permissible limits (1000 mg/l).

3.3 AIR ENVIRONMENT

Particulate Matter (PM10)

The maximum and minimum concentrations for PM10 were recorded as 97.8 μ g/m³ and 67.1 μ g/m³, respectively. The maximum concentration of PM10 was recorded at the (AQ1) Project Site) and minimum concentration was observed at (AQ7) R K Print & Pack Satharia Industrial Estate. The mean concentration ranges between 76.2 μ g/m³ to 88.9 μ g/m³. 98th percentile values for PM10 during study period range between 84.5 μ g/m³ to 97.2 μ g/m³.

Fine Particulate Matter (PM2.5)

The maximum and minimum concentrations for PM2.5 were recorded as 52.7 μ g/m³ and 35.5 μ g/m³ respectively. The maximum concentration was recorded at (AQ1) (Project Site) and the minimum concentration was recorded at (AQ7) R K Print & Pack Satharia Industrial Estate. The mean concentration ranges between 40.9 μ g/m³ to 47.7 μ g/m³. 98th percentile values for PM2.5 during study period range between 45.4 μ g/m³ to 52.6 μ g/m³.

Sulphur Dioxide (SO₂)

The maximum and minimum SO₂ concentrations were recorded as 11.5µg/m³ and 6.0µg/m³. The maximum concentration was recorded at (AQ1) (Project Site) and the minimum concentration was recorded at (AQ7) R K Print & Pack Satharia Industrial Estate. The mean values were observed from 7.3µg/m³ to 8.5µg/m³. 98th percentile values for SO₂ during study period range between 9.6µg/m³ to 11.2µg/m³.

Nitrogen Oxide (NO₂)

The maximum and minimum NO₂ concentrations were recorded as 18.4µg/m³ and 9.1µg/m³. The maximum concentration was recorded at (AQ1) (Project Site) and the minimum concentration was recorded at (AQ7) R K Print & Pack Satharia Industrial Estate. The mean values for NO₂ were observed in the range between 12.4µg/m³ to 14.5µg/m³. 98th percentile values for NO₂ during study period range between 15.8µg/m³ to 18.4µg/m³.

Carbon Monoxide (CO)

The maximum and minimum CO concentrations were recorded as 0.76mg/m³ and 0.37mg/m³. The maximum concentration was recorded at (AQ1) (Project Site) and the minimum concentration was recorded at (AQ2) Sata Hariya, Uttar Pradesh. The mean values for CO were observed in the range between 0.49mg/m³ to 0.57mg/m³. 98th percentile values for CO during study period range between 0.62mg/m³ to 0.73mg/m³.

3.4 Noise Environment: Noise samples were collected from 8 locations during the post monsoon season 1st March 2023 to 31st May 2023.

Observation.

- The maximum and minimum concentrations for Noise were recorded as 61.9 dB (A) and 48.4 dB (A) respectively in day. The maximum concentration was recorded at R K Print & Pack Satharia Industrial Estate and the minimum concentration was recorded at J P Child Clinic - Hospital.
- The maximum and minimum concentrations for Noise were recorded as 53.2 dB (A) and 39.7dB (A) respectively in Night. The maximum concentration was recorded at R K Print & Pack Satharia Industrial Estate and the minimum concentration was recorded at J P Child Clinic - Hospital.

3.5 Ecology & Biodiversity

Primary data collection was carried out in the immediate project area from 1st March 2023 to 31st May 2023 representing the pre-monsoon season.

There are no wildlife sanctuaries/parks within 10 km of the project site. The area does not record the presence of any critically threatened species. The records of Botanical Survey of India also do not indicate presence of any endemic or vulnerable species in this area.

Tree species present in and around the construction site such as *Gulmohar, Amla, Jackfruit, Arjun Tree, Peepal, Bair, Mango, Imli, Neem* etc.

Fauna in study area are such as Rat, Palm Squirrel, Cow, Cat, Dog, Goat, Nilgai, Jackal, Flying Fox (Bat), Common Indian toad, Indian bull frog, *Dumra or Dhambra, Bhangana or Bata, House lizard, Garden lizard* etc.

3.6 Socio-Economic Environment

Jaunpur is one of district of Uttar Pradesh in India. There are 6 Tehsils, 3381 villages and 13 towns in Jaunpur district. As per the Census India 2011, Jaunpur district has 663513 households, population of 4494204 of which 2220465 are males and 2273739 are females. The population of children between age 0-6 is 676216 which is 15.05% of total population.

The Total Population of study area is 104715 individuals and 15817 numbers of households. A comparative assessment has been made for the respective demographic aspects, based on the year 2011 data, which has been discussed in the following sections.

The total population of study area is 104715 the percentages of male & female population are 49% & 51% respectively.

4 ANTICIPATED ENVIRONMENTAL IMPACTS AND MITIGATION MEASURES

The impacts and mitigation measures during construction and operation phases of the project are given below.

A. Construction Phase

Component	Emissions and Impact	Mitigation measures
Air	Emission due to site clearing, vehicles movement, hauling of materials, base course surfacing and moving of construction vehicle and activities like receipt, transfer and screening of aggregate, vehicular emissions Fugitive dust emission: aggregate processing operation.	Water sprinkling to keep dust under control. Reducing the speed of a vehicle to 20 km/hr Development of greenbelt. Proper covering to reduce dust in material handling. Pollution under control certificate for vehicles
Noise	Noise generation from earth moving equipment and material handling traffic.	Regular and proper maintenance of noise generating machinery and transport vehicles. Use of PPEs, mufflers, silencers
Water	No significant impact on surface and ground water during construction phase. Total water requirement during construction phase is 5 KLD. Water demand shall be sourced from the private tanker.	-- NA --
Land	As the project site is on non agriculture land the impact on land use shall be of no significance.	Minimum disruption of current land Optimization of land requirement through proper site layout design

EXECUTIVE SUMMARY	EIA Report of Proposed Development of Common Biomedical Waste Treatment Facility at Plot No. C-20 at Sathariya Industrial Development Authority (SIDA) Sathariya Jaunpur, Uttar Pradesh Project Proponent: M/s R.S. BMW Services
--------------------------	---

Biological	Fugitive emission will have slight impact on natural vegetation of the surrounding area.	Emission shall be within limit by incorporating EMP provisions. Development of greenbelt.
Occupational health & safety	Dust, noise, heavy equipment movement	First aid facilities Proper PPE , proper signboards All necessary precautions during work period
Soil & geology	Topsoil removal and compaction resulting in change in top soil structure	Necessary efforts will be made during preparation of site to minimize disruption of top soil.

A. Operation Phase

Component	Emissions & Impact	Mitigation measures
Ambient Air Quality	<p>Air quality due to proposed project activities depends on the magnitude of handling of bio-medical waste, storage, treatment and transportation of wastes. PM10, PM2.5, SO2, NOx, HCl</p> <p>Emission from DG</p> <p>Dust generation</p> <p>Odours</p> <p>Fugitive emission due to shredding of treated waste for recycling or disposal.</p>	<p>Air Pollution Control Devices: High pressure venturi scrubber, Stack - 30 mtr height. Use of combustion control and emission monitoring system.</p> <p>Emissions from DG set containing PM, SO2 and NOx within permissible limit will be let-out through stack.</p> <p>Dust generation due to material handling and transportation shall be controlled by sprinkling water.</p> <p>Storage of waste in closed containers and its processing within the time limit. Development of greenbelt</p> <p>Ambient air quality monitoring shall be carried out during operation phase. If monitored parameters are above the prescribed limits, suitable control measures will be taken.</p>
Noise	<p>Frequent vehicular movement for loading/unloading of waste and other transport are cause of adverse effect on noise environment.</p> <p>Equipment and machinery</p>	<p>Proper maintenance of the transport vehicles to maintain the low noise levels. Sufficient engineering control during installation of equipment. Acoustic insulation Proper and timely oiling & lubrication and maintenance of machineries. Personnel Protective Equipment (PPE) Adverse impact on occupationally exposed workers is not envisaged, as they will be provide with noise protection devices.</p>
Water	<p>Surface Water Resources No impact on surface water resources is anticipated during operational phase of the project, as there will no discharge of effluent.</p>	<p>Waste water generated during washing of area and scrubbing water(alkaline) bleed generated during cleaning of</p>

EXECUTIVE SUMMARY

EIA Report of Proposed Development of Common Biomedical Waste Treatment Facility at Plot No. C-20 at Sathariya Industrial Development Authority (SIDA) Sathariya Jaunpur, Uttar Pradesh Project Proponent: M/s R.S. BMW Services

	<p>Ground water resources No impact on Ground water resources are anticipated during both construction as well as operational phase of the project as there is no with drawl of groundwater or effluent disposal on the land. Total water requirement during Operational phase is 11 KLD. The Water demand shall be sourced from Ground water supply.</p>	<p>incineration gases will be treated in ETP.</p> <p>The treated effluent in ETP will be recycled or used for gardening.</p> <p>Adequate drainage system requiring channelization of runoff water will be made to avoid water logging. Therefore, no long term adverse impact on water quality (surface as well as ground) is anticipated during construction phase.</p> <p>Washings from the Laboratory will be treated in ETP.</p> <p>Wastewater generated from toilets will be diverted to septic tank followed by soak pit.</p> <p>Therefore, impact on water quality due to proposed activities would be insignificant</p>
<p>Soil</p>	<p>During the operational phase, of accidental spillage of waste on the routes through which waste would be transported and its adjoining areas if a vehicle carrying waste meets with an accident.</p>	<p>Biomedical waste will be transported only in closed containers.</p> <p>Emergency measures will take care of spillage of contaminants such as oil from equipment, fuel/chemicals spillage and etc. on the soil.</p> <p>Proper maintenance of equipment.</p> <p>Incineration ash, ETP Sludge from the Bio-Medical Waste Treatment Facility will be treated & disposed in the landfill of TSDF.</p> <p>Shredded plastic waste/needle & sharps shall be treated & disposed of in accordance with Biomedical Waste Management & Handling Rules.</p> <p>Municipal solid waste generated will be done as per MSW (M&H) Rule, 2000 as amended thereof.</p>

EXECUTIVE SUMMARY

EIA Report of Proposed Development of Common Biomedical Waste Treatment Facility at Plot No. C-20 at Sathariya Industrial Development Authority (SIDA) Sathariya Jaunpur, Uttar Pradesh Project Proponent: M/s R.S. BMW Services

Ecology & Biodiversity (EB)	There is no notified/protected ecologically sensitive area including national park, sanctuary, Elephant/Tiger reserves existing in the study area. The details of Flora/Fauna species and the wildlife habitat in the area covering 10 km radius have been collected to determine the existence of rare and/ or endangered species. There is no reserved forest, national park or sanctuary within 10 km radius of the plant.	Details of flora and fauna are attached.
Socio Economic (SE)	Property values are also affected by their proximity to a waste management facility. The other adverse impact includes stress arising from fear to risk to health, etc..	The CBWTF is coming up in a notified industrial area, its negative impact on local society would be minimal
Occupational health and safety	Handling, transportation, storage, disposal and transportation of biomedical wastes may cause health hazard if not handled properly.	During operation, periodic medical checkups of all the employees shall be done regularly. Workers will be provided with basic amenities like safe water supply, sanitation facilities, first aid, required personal protective equipment, etc.
Landuse/ Landcover	As the project site is on non-agriculture land its impact on land use shall be of no significance.	-- NA--

5 ENVIRONMENTAL MONITORING PROGRAMME

The parameters and their respective frequency of monitoring as part of environmental monitoring plan for operation phases are tabulated below.

Table -Monitoring Schedule of Environmental Parameters

Sr. No.	Particulars	Duration of Sampling	Important Monitoring Parameters
1	Air Pollution and Meteorology		
	Air Quality		
	A. Stack Emission		
		Once in a every three month	Respirable Particulate Matter (PM ₁₀), Fine particulate (PM _{2.5}), Sulphur dioxide (SO ₂), Oxides of nitrogen (NO _x), Hydro Chloric acid (HCl).
	B. Ambient Air Quality		
	-	Once in a Six month	Respirable Particulate Matter (PM ₁₀), Fine particulate (PM _{2.5}), Sulphur dioxide (SO ₂), Oxides of nitrogen (NO _x)
2.	Water Environment		
	A. Ground Water		

EXECUTIVE SUMMARY

EIA Report of Proposed Development of Common Biomedical Waste Treatment Facility at Plot No. C-20 at Sathariya Industrial Development Authority (SIDA) Sathariya Jaunpur, Uttar Pradesh Project Proponent: M/s R.S. BMW Services

Sr. No.	Particulars	Duration of Sampling	Important Monitoring Parameters
	-	Once in a season	pH, Colour, TDS, TSS, Conductivity, Turbidity, TOC, Sulphates, Chlorides, Color, Total Hardness (as CaCO ₃), Total Alkalinity (as CaCO ₃), TKL, Chlorides (as Cl), Nitrate (as NO ₃), Fluoride, Lead (as Pb), Cadmium (as Cd), Copper (Cu), total Chromium (as Cr), Mercury (as Hg), Nickel (as Ni), Cyanide (as CN), Manganese (as Mn), Iron (as Fe), Zinc (as Zn), BOD, COD, and Pesticides (Organo Chlorine, Organo Nitrogen, Synthetic Pyrethroid, Carbamates)
	B. Surface Water		
	-	Once in a season	pH, Colour, TDS, TSS, Conductivity, Turbidity, TOC, Sulphates, Chlorides, Color, Total Hardness (as CaCO ₃), Total Alkalinity (as CaCO ₃), TKL, Chlorides (as Cl), Nitrate (as NO ₃), Fluoride, Lead (as Pb), Cadmium (as Cd), Copper (Cu), total Chromium (as Cr), Mercury (as Hg), Nickel (as Ni), Cyanide (as CN), Manganese (as Mn), Iron (as Fe), Zinc (as Zn), BOD, COD, and Pesticides (Organo Chlorine, Organo Nitrogen, Synthetic Pyrethroid, Carbamates)
3	Noise Environment		
	Noise	Once in six month	Noise level in dB(A)leq
4.	Soil Environment		
	Soil at project site	Once in six months at project site	Analysis of pH, TDS, Conductivity, TOC, Fluoride, Lead (as Pb), Cadmium (as Cd), Copper (Cu), Total Chromium (as Cr), Mercury (as Hg), Nickel (as Ni), Cyanide (as CN), Manganese (as Mn), Arsenic (as As), Zinc (as Zn), Poly Aromatic Hydrocarbon (as PAH)

6 PROJECT BENEFITS

With the setting up of the CBWTF, there will be direct and indirect employment opportunities. In general, the project will have positive environmental impacts by biomedical waste management in the scientific manner that will reduce the future health hazard. Overall, this will have positive impact on socio-economic profile of the area.

- The proposed project will treat Biomedical Waste through scientific manner and help to mitigate the Bio medical waste generation.
- There should be positive impact on the socio-economic condition of the area in terms of direct and indirect employment due to the proposed project.
- Numbers of local trained persons are likely to find jobs.

- The project will spend 2.0 % of project cost under Corporate Social Responsibility (CSR).

7 ENVIRONMENTAL MANAGEMENT PLAN

- Collection of Segregated Biomedical waste and its transportation, storage, treatment and disposal in accordance to the Bio medical Waste Management and Handling Rules
- Compliances with statutory and environmental norms
- Develop concise waste management principles.
- Increase awareness on Occupational Health & Safety issues and waste minimization.
- Adopt policies and procedures to minimize the environmental impacts of waste treatment and disposal.
- Green belt development
- Corporate Social Responsibility

8 SUMMARY AND CONCLUSION

The environmental status of the project site and study area of 10 km radius is delineated with respect to air, noise, water, land, biological and socio-economic environment. Due to the proposed project activities, both positive and negative impacts identified on the study area. The impacts are caused by the construction activities as well as by the activities during the operation phases.

During the construction phase, transportation of material could have an impact on air, noise, biological environment. However since the project is envisaged in an notified industrial area with existing infrastructure like road, water & electricity , this impacts will be minimal. Adherence to the EMPs proposed during construction outlined above will ensure minimal environmental impact during construction phase.

During operation phase minor change in air quality is anticipated. With proper design of incinerator system and provision of high pressure venture system for incinerator flue gas meeting the guidelines from MoEF/ CPCB this impact will be minimal. With provision for effluent treatment plant and with recycling/use of treated water no effluent discharge is envisaged from the facility.

Transportation of waste material, storage and handling can cause disturbances to the environmental variable which will be prevented by mitigation measures proposed under Environmental Management Plan (EMP).

Environmental Monitoring Program is also suggested to monitor the implementation of the environmental management plan to ensure the mitigations of adverse impacts.

Mitigation measures for various impacts identified during the study have been provided for a better environmental management.

With respect to occupational health, minimal impacts are anticipated on adhering to the operational safety practices outlined under EMP during operation.

EXECUTIVE SUMMARY**EIA Report of Proposed Development of Common Biomedical Waste Treatment Facility at Plot No. C-20 at Sathariya Industrial Development Authority (SIDA) Sathariya Jaunpur, Uttar Pradesh Project Proponent: M/s R.S. BMW Services**

The proposed common biomedical treatment facility is essential for effective treatment and disposal of biomedical wastes generated in the state. The proposed facilities for safe disposal of biomedical wastes may be considered non-polluting subject to the implementation of all the mitigation measures.

Annexure-I
Copy of ToR

File No.7574

Government of India

State Level Environment Impact Assessment Authority

Uttar Pradesh

To,

M/s R.S. BMW SERVICES

NDL Tower Third Floor, Behnanpurwa Near Wave Mall, Gomti Nagar,

Lucknow-226010

Uttar Pradesh

Tel.No.-; Email:rs.bmw2022@gmail.com**Sub. Terms of Reference to the Common Bio Medical Waste Treatment Facility (CBWTF)
M/s R.S. BMW Services Plot No. C-20 at Sathariya Industrial Development Authority (SIDA)
Sathariya Jaunpur, NDL Tower Third Floor, Behnanpurwa Near Wave Mall, Gomti Nagar**

Dear Sir/Madam,

This has reference to the proposal submitted in the Ministry of Environment, Forest and Climate Change to prescribe the Terms of Reference (TOR) for undertaking detailed EIA study for the purpose of obtaining Environmental Clearance in accordance with the provisions of the EIA Notification, 2006. For this purpose, the proponent had submitted online information in the prescribed format (Form-1) along with a Pre-feasibility Report. The details of the proposal are given below:

- 1. Proposal No.:** SIA/UP/INFRA2/416082/2023
- 2. Name of the Proposal:** Common Bio Medical Waste Treatment Facility (CBWTF) M/s R.S. BMW Services Plot No. C-20 at Sathariya Industrial Development Authority (SIDA) Sathariya Jaunpur
- 3. Category of the Proposal:** INFRA-2
- 4. Project/Activity applied for:** 7(d)(a)Common Bio-Medical Waste Treatment Facility
- 5. Date of submission for TOR:** 30 Jan 2023

Date : 31-01-2023

Member Secretary
(Member-Secretary, SEIAA)

Office : **Uttar Pradesh Pollution Control Board**

Phone No : Mobile : **9839603636**

Email id : **msseiaaup@gmail.com**

Note : This is auto tor granted letter.

In this regard, under the provisions of the EIA Notification 2006 as amended, the Standard TOR for the purpose of preparing environment impact assessment report and environment management plan for obtaining prior environment clearance is prescribed with public consultation as follows:

7(da): STANDARD TERMS OF REFERENCE FOR CONDUCTING ENVIRONMENT IMPACT ASSESSMENT STUDY FOR BIO-MEDICAL WASTE TREATMENT FACILITIES AND INFORMATION TO BE INCLUDED IN EIA/EMP REPORT

I. Project Details

- i. Importance and benefits of the project.
- ii. Reasons for selecting the site with details of alternate sites examined/rejected/selected on merit with comparative statement and reason/basis for selection. The examination should justify site suitability in terms of environmental damages, resources sustainability associated with selected site as compared to rejected sites. The analysis should include parameters considered along with weightage criteria for short-listing selected site.
- iii. The cost of the Project (capital cost and recurring cost) as well as the cost towards implementation of EMP should be clearly spelt out.
- iv. Details of various waste management units with capacities for the proposed project. Details of utilities indicating size and capacity to be provided.
- v. List of waste to be handled and their characteristics. Details of temporary storage facility for storage of Bio-medical waste at project site.
- vi. Other chemicals and materials required with quantities and storage capacities.
- vii. Detailed design of pre-treatment and waste stabilization facility of *Bio-medical waste*.
- viii. *Project proponents would also submit a write up on how their project proposal conform to the stipulations made in the " Bio-Medical Waste Management Rules, 2016 ", notified by the MoEF&CC on 28th March, 2016.*
- ix. Process description along with major equipment and machineries, process flow sheet (quantitative) from *Bio-Medical waste* material to disposal to be provided.
- x. Details of man-power requirement (regular and contract).
- xi. A detailed layout of the project site indicating all the project components.

II. Road and Traffic

- xii. Submit the details of the road/rail connectivity along with the likely impacts and mitigative measures
- xiii. Examine the details of transportation of Bio-Medical wastes, and its safety in handling.

III. Land Environment

- xiv. Detailed soil analysis of the site including its permeability, water holding capacity be included.
- xv. Submit the present land use and permission required for any conversion such as forest, agriculture etc.
- xvi. Specify the land area and space allotted for each activity proposed within the facility. The area requirements for each activity shall be calculated as per the CPCB guidelines for the specified activity.
- xvii. Status of the land purchases in terms of land acquisition Act. If acquisition is not complete, stage of the acquisition process and expected time of complete possession of the land.
- xviii. The EIA would address to the conformity of site to the stipulations as made in the Bio-Medical Waste Management Rules, 2016 and Hazardous and Other Wastes (Management and Trans-boundary Movement) Rules, 2016 and will have a complete chapter indicating conformity to the said rules. NOC shall be obtained from State Pollution Control Board/Committee (SPCB/SPCC) regarding site suitability for establishment of Bio-Medical Waste Treatment Facilities.
- xix. Post project reclamation management program with financial allocation.

IV. Environmental Monitoring and Management

- xx. Examine and submit the details of on line pollutant monitoring.
- xxi. Project proponent must ensure Good Combustion Practice (GCP) to reduce the possibilities of formation of 'Total dioxins and furans'. In addition, GCP must be coupled with appropriate End-of-the-pipe treatment at low temperature to reduce the emission of 'Total dioxins and furans' below the standards. Further, the project proponent must provide detailed Standard operating procedure (SOPs) for sampling and monitoring of 'Total dioxins and furans'.

- xxii. Environmental Management Plan should be accompanied with Environmental Monitoring Plan and environmental cost and benefit assessment. Regular monitoring shall be carried out for odour control
- xxiii. Water quality around the landfill site shall be monitored regularly to examine the impact on the ground water.
- xxiv. A detailed draft EIA/EMP report should be prepared in accordance with the above additional TOR and should be submitted to the Ministry in accordance with the Notification.
- xxv. Air Quality Index shall be calculated for base level air quality.
- xxvi. Baseline data on Ground water quality is required.
- xxvii. Possible carbon footprint contribution from each activities and mitigation measures proposed shall be included as part of Environment Management Plan.

V. Waste Management

- xxviii. Examine and submit details of the proposed odour control measures.
- xxix. The storage and handling of Bio-Medical wastes shall be as per the Bio-Medical Waste Management Rules, 2016.
- xxx. Details of storage and disposal of pre-processing and post-processing rejects/inerts and products. List of proposed end receivers for the rejects/inerts/products should be provided. MoUs to be submitted in this regard.
- xxxi. Details of hazardous/solid waste generation and their management.

VI. Water Environment

- xxxii. Detailed hydro-geological studies and possible impact if any accidental contamination occurs shall be included.
- xxxiii. Examine and submit details of monitoring of water quality around the landfill site.
- xxxiv. Examine and submit details of impact on water body and mitigative measures during rainy season.
- xxxv. Details of Drainage of the project up to 5 km radius of study area. If the site is within 1 km radius of any major river, peak and lean season river discharge as well as flood occurrence frequency based on

peak rainfall data of the past 30 years. Details of Flood Level of the project site and maximum Flood Level of the river shall also be provided.

VII. Water Management

- xxxvi. Details of effluent treatment and recycling process.
- xxxvii. A certificate from the local body supplying water, specifying the total annual water availability with the local authority, the quantity of water already committed, the quantity of water allotted to the project under consideration and the balance water available. This should be specified separately for ground water and surface water sources, ensuring that there is no impact on other users.

VIII. Energy Management

- xxxviii. A certificate of adequacy of available power from the agency supplying power to the project along with the load allowed for the project.

IX. Disaster Management Plan

- xxxix. Submit details of a comprehensive Disaster Management Plan including emergency evacuation during natural and man-made disaster.
 - xl. Hazard identification and proposed mitigation measures.

X. Green Belt

- xli. A detailed Plan for green belt development.

XI. Socioeconomic Environment

- xlii. Public hearing to be conducted for the project in accordance with provisions of Environmental Impact Assessment Notification, 2006 and the issues raised by the public should be addressed in the Environmental Management Plan. The Public Hearing should be conducted based on the ToR letter issued by the Ministry and not on the basis of Minutes of the Meeting available on the web-site.
- xliii. The project proponents shall satisfactorily address all the complaints/suggestions that have been received against the project till the date of submission of proposals for Appraisal.

XII. Court Cases

- xliv. Details of litigation pending against the project, if any, with direction /order passed by any Court of Law against the Project should be given.

XIII. Miscellaneous

- xlv. Any further clarification on carrying out the above studies including anticipated impacts due to the project and mitigative measure, project proponent can refer to the model ToR available on Ministry website <http://moef.nic.in/Manual/Incinerator>

Annexure-II
Land documents

Sathariya Industrial Development Authority (SIDA) JAUNPUR

Ref. No. 684 C1 SIDA-IA Sathariya Plot No. C-20 Dated 21-1-2023

- ✓ 1. **M/s R.S. BMW Services**
Shri Diwakar Singh (Partner)
S/o Shri Narendra Bahadur Singh
R/o 1/64A, Sector-1, Gomati Nagar Vistar,
Gomati Nagar. Lucknow-226010
2. **M/s R.S. BMW Services**
Shri Vinay Kumar Rai (Partner)
S/o Shri Ravindra Nath Rai
R/o Lane No.3 Laxmi Nagar,
Kanchanpur, Kakarmatta, Varanasi-221004

Sub.-: Allotment of land in Industrial Area Sathariya
औद्योगिक क्षेत्र सतहरिया में भूमि आवंटन

Dear Sir/ प्रिय महोदय,

With reference to your application dated **23-11-2022** for allotment of land in our Industrial Area Sathariya at Jaunpur we have allotted to you plot No. **C-20** in our industrial area Sathariya at Jaunpur on the conditions noted below for setting up an industrial unit to manufacture **Common Bio-Medical Waste Treatment and Disposal Facility.**

जौनपुर में स्थित प्राधिकरण के औद्योगिक क्षेत्र सतहरिया में भूमि आवंटन हेतु आपके आवेदन दिनांक 23.11.2022 के सन्दर्भ में हमने निम्नांकित शर्तों पर औद्योगिक क्षेत्र सतहरिया में **कॉमन बायो मेडिकल वेस्ट ट्रीटमेंट एण्ड डिस्पोजल फेसिल्टी** का उत्पादन करने वाली इकाई के स्थापनार्थ भूखण्ड संख्या सी-20 आवंटित किया है।

1. The area of the plot is **5794.00** sq. Mtr.

भूखण्ड का क्षेत्रफल **5794.00** वर्ग मीटर है।

2. The date of this letter will be treated as the date of allotment of the above plot in your favour. इस पत्र की तिथि आपके पक्ष में उपर्युक्त भूखण्ड के आवंटन की तिथि मानी जायेगी।
3. The interest chargeable as per clause 5 below on the (total) balance outstanding premium will be computed from the date of allotment as defined in clause 2 above and payable half yearly on 1st day of January and 1st day of July each year. The first of such payment will be due on 1st Jan.. 2024.

ऊपर प्रस्तर 2 में परिभाषित तिथि भूखण्ड के अवशेष प्रीमियम पर नीचे प्रस्तर 5 के अनुसार ब्याज हर छमाही पहली जनवरी और पहली जुलाई को देय होगा। ऐसा पहला भुगतान पहली जनवरी, 2024 को देय होगा।

- [a] There are construction of value of Rs. ----- existing on the plot, cost of which shall have to be paid by you along-with reservation money as mentioned in clause 4 below.

इस भूखण्ड पर रू० मूल्य के निर्माण विद्यमान है जिसका भुगतान आपको नीचे परिच्छेद 4 में उल्लिखित आरक्षण धनराशि के साथ ही करना होगा।

4. You shall deposit at this office an amount of Rs **30,39,750.00** [Earnest Money of Rs. **20,30,000.00** has been adjusted] towards reservation money in respect of the above plot latest by..... this amount [together with Earnest money] is approximately equal to **25%** of the total premium of the plot at the provisional rate of Rs. **3500/-** per sq. mt. and locational chares @Rs — per sq. mt. for first five acres and is subject to adjustment according to actual measurement of the plot. If the above amount falls short of the amount

[2]

equal to 25% of the total premium according to actual measurement, the balance will be deposited by you within seven days of the receipt of the demand from us. If the payments are not made as stipulated above this allotment will stand automatically cancelled/and the whole amount of Earnest Money deposited by you will stand forfeited to this authority, even if the area of the plot either exceeds or is less than the area applied for to the extent of 20% or less of the area applied for. However, if the area of the land allotted either exceeds the area applied for or falls short of the area applied for by an area more than 20% of it, the Earnest money will not be forfeited if this allotment is not accepted, provided an intimation is sent to us in this respect by the date stipulated above.

NOTE: The premium mentioned herein is provisional and is liable to be enhanced in accordance with the provisions of licence agreement/Lease Deed.

आपको इस कार्यालय में दिनांक..... तक उपर्युक्त भूखण्ड की आरक्षण धनराशि रू0 30,39,750.00 (रू0 20,30,000.00 की धरोहर धनराशि का समायोजन करने के बाद) जमा करनी होगी। (धरोहर धनराशि समेत यह धनराशि रू0 3500/- प्रति वर्ग मीटर की दर से तदर्थ भूमि प्रीमियम और पहले पाँच एकड़ भूमि पर रू0 — प्रति वर्ग मीटर की दर से स्थिति शुल्क मिलाकर कुल धनराशि का 25 प्रतिशत है, जिसको भूखण्ड की वास्तविक नाप के आधार पर संशोधित किया जायेगा। यदि उपर्युक्त धनराशि वास्तविक नाप के आधार पर उपर्युक्त दरों पर गणना किए गये कुल तदर्थ भूमि प्रीमियम के 25 प्रतिशत से कम होगी तो आपको ऐसी धनराशि का भुगतान प्राधिकरण से मांग प्राप्त होने के सात दिन के भीतर करना होगा। यदि उपर्युक्त विधि से भुगतान नहीं होगा तो यह आवंटन स्वतः निरस्त हो जायेगा और आपके द्वारा जमा की गई पूरी धरोहर-धनराशि प्राधिकरण के पक्ष जब्त हो जायेगी, चाहे आवंटित भूमि का क्षेत्रफल आवेदित क्षेत्रफल से 20% तक कम या अधिक हो। हाँ, यदि आवेदित क्षेत्रफल और आवंटित क्षेत्र का 20% से अधिक अन्तर है तो इस आवंटन के अस्वीकार कर दिए जाने की दशा में धरोहर धनराशि जब्त नहीं होगी बशर्त अस्वीकृति की सूचना प्राधिकरण को प्रस्तर 4 में उल्लिखित आरक्षण धनराशि जमा करने की अन्तिम तिथि तक दे दी जाये।)

नोट:- ऊपर वर्णित भूमि प्रीमियम केवल तदर्थ है जिसमें अनुज्ञप्ति अनुबन्ध/पट्टा विलेख के प्रावधानों के अनुसार वृद्धि हो सकती है।

5. The remaining 75% of the provisional premium shall have to be paid by you in ten equal half yearly instalments each of which will be due for payment on 1st day of January and 1st day of July each year. The 1st instalment of such payment will fall due for payment on 01-01-2024 the second and subsequent instalments of premium will fall due on 1st day of July and 1st day of January each year. An interest 12% per annum shall be charged on the outstanding (balance) premium with effect from the date of allotment and will be payable alongwith instalment of premium as stipulated in clause 3 above subject to a rebate of 2% per annum on payment on or before the prescribed date and if there are no arrears of dues. The amount of the balance premium and the interest due on it from time to time shall remain first charge on the land and the building and machinery created thereon till it is (they are) paid in full.

NOTE-The premium mentioned herein is provisional and is liable to be enhanced in accordance with the provisions of Licence Agreement/Lease Deed-

भूमि प्रीमियम के शेष 75 प्रतिशत का भुगतान आप दस बराबर छमाही किश्तों में कर देंगे, प्रत्येक किश्त की देय तिथि प्रत्येक वर्ष पहली जनवरी और पहली जुलाई होगी। इस प्रकार की अदायगी की प्रथम किश्त की देय तिथि 01.01.2024 होगी। द्वितीय एवं तदोपरान्त प्रीमियम की किश्त की देय तिथि प्रत्येक वर्ष की

[3]

पहली जुलाई और पहली जनवरी होगी। ऊपर प्रस्तर-3 क अनुसार कुल शेष भूमि प्रीमियम पर आवंटन की तिथि से 12% वार्षिक की दर से ब्याज देय होगा। जिसमें निर्धारित तिथि या उसके पूर्व भुगतान की दशा में 2% वार्षिक की दर पर छूट मिलेगी, बशर्ते कोई बकाया न हो। जब तक भूमि प्रीमियम और उस पर देय ब्याज की पूरी अदायगी नहीं हो जाती तब तक आवंटित भूमि, उस पर बने भवन और उस पर लगाई मशीनों पर प्राधिकरण का प्रथम प्रभार बना रहेगा।

नोट:- ऊपर वर्णित भूमि प्रीमियम केवल तदर्थ है जिसमें पट्टा विलेख के प्रावधानों के अनुसार वृद्धि हो सकती है।

6. The stamp duty, the registration charges and legal expenses involved in the execution of the Lease Deed and other agreements from time to time will have to be borne by you.

पट्टा विलेख और समय-समय पर निष्पादन किए जाने वाले अनुबन्धों से सम्बन्धित स्टाम्प शुल्क तथा निबन्धन शुल्क तथा विधि व्ययों का भार आपको वहन करना होगा।

7. In the event of cancellation of allotment on account of any default on your part, the following amounts will stand forfeited to the Sathariya Industrial Development Authority.

आपकी किसी त्रुटि के कारण आवंटन निरस्त हो जाने की दशा में निम्नांकित धनराशियाँ सतहरिया औद्योगिक विकास प्राधिकरण के पक्ष में जब्त हो जायेगी।

- (a) Interest @ 12% per annum from the date of allotment on the total unpaid premium from time to time till the date of cancellation of allotment without allowing rebate in interest, mentioned in clause 5 above irrespective of the fact whether the dues had been paid in time or not.

आवंटन की तिथि से आवंटन निरस्त होने की तिथि तक समय-समय पर कुल शेष भूमि प्रीमियम पर 12% वार्षिक की दर से ब्याज, जिसमें छूट अनुमन्य नहीं होगी, चाहे देयों के भुगतान निर्धारित तिथियों तक या उसके बाद किए गये हों।

AND/ तथा

- (b) Use and Occupation charges/Lease Rent, water maintenance charge, water charge & Maintenance charge etc from the date of allotment upto the date of cancellation.

आवंटन की तिथि से आवंटन निरस्त होने की तिथि तक उपयोग शुल्क/लीज रेंट, जलापूर्ति रख-रखाव शुल्क, जल शुल्क एवं रख-रखाव शुल्क आदि।

AND/ तथा

- (c) In the case of constructed sheds allotted by S.I.D.A. 5% of the cost of shed towards depreciation.

प्राधिकरण द्वारा निर्मित और आवंटित शेडों के मामले में शेड के मूल ह्रास स्वरूप निर्मित शेड के कुल मूल्य का 5%

The Balance amount, if any out of the deposits made by you till then, after deducting the amounts to be forfeited as above, will be refundable. In case the total of the amounts paid is less than the amounts to be forfeited you shall be liable to pay the difference and the same shall be recoverable by the authority from you.

उपर्युक्त ढंग से जब्त होने वाली धनराशियां काटकर आप द्वारा जमा धनराशियों में से जो भी शेष बचेगा वह आपको लौटाया जा सकेगा। यदि (आप) द्वारा जमा धनराशियां उपर्युक्त ढंग से काटी जाने वाली धनराशियों से कम होगी, तो दोनों के अन्तर को अदा करने का आपका दायित्व होगा जिसे यह प्राधिकरण आपसे वसूल कर सकता है।

8. In the event of surrender of the allotment, the following amounts will stand forfeited to the Sathariya Industrial Development Authority.

[4]

आवंटन के समर्पण की दशा में, निम्नांकित धनराशियां सतहरिया औद्योगिक विकास प्राधिकरण के पक्ष में जब्त हो जायेंगी।

- (a) Interest @ 12% per annum from the date of allotment upto the date of surrender of the allotment on the total balance (unpaid), premium from time to time allowing the rebate (in interest) irrespective of the fact whether the payments were made in time or not.

आवंटन की तिथि से आवंटन के समर्पण की तिथि तक समय-समय पर कूल शेष भूमि प्रीमियम पर 12% वार्षिक की दर से ब्याज जिसमें छूट अनुमन्य होगी चाहे देरों के भुगतान निर्धारित तिथि तक या उसके बाद किए गये हों।

AND/ तथा

- (b) Use and Occupation Charges/ Lease Rent water maintenance charge, water charge & Maintenance charge etc from the date of allotment till the date of surrender.

आवंटन की तिथि से समर्पण की तिथि तक उपयोग शुल्क/लीज रेन्ट, जलापूर्ति रख-रखाव शुल्क, जल शुल्क एवं रख-रखाव शुल्क आदि।

AND/ तथा

- (c) 5% of the cost of the shed towards depreciation in case of constructed shed allotted by S.I.D.A.

प्राधिकरण द्वारा निर्मित एवं आवंटित शेडों के मूल्य ह्रास स्वरूप निर्मित शेडों के कुल मूल्य का 5%

The balance amount, if any, out of the deposits made by you till the date of surrender after deducting the amounts to be forfeited as above, will be refundable. In case the total of the amounts paid is less than the amounts to be forfeited, you shall be liable to pay the difference and the same shall be recoverable by the authority from you.

उपर्युक्त ढंग से जब्त होने वाली धनराशियां काटकर आप द्वारा जमा धनराशियों में से जो भी शेष बचेगा वह आपको लौटाया जा सकेगा। यदि (आप) द्वारा जमा धनराशियों में उपर्युक्त ढंग से काटी जाने वाली धनराशियों से कम होगी, तो दोनों के अन्तर को अदा करने का आपका दायित्व होगा जिसे यह प्राधिकरण आपसे वसूल कर सकता है।

9. The plot has been allotted on as it is where it is basis and leveling etc, if any, is to be undertaken by you at your expenses. You will pay to the Sathariya Industrial Development Authority within 30 days from the date of the demands made by this Authority from time to time such recurring fee in the nature or service and / or maintenance charges as determined by this Authority. In case of default you will be liable to pay interest @ 12% p.a. on the amount due.

आपको यह भूखण्ड 'जैसा है, जहाँ है' आधार पर आवंटित किया गया है और आपको आवश्यकतानुसार समतल कराना, आदि कार्य अपने खर्च पर कराने होंगे। आप सतहरिया औद्योगिक विकास प्राधिकरण द्वारा निर्धारित सेवा तथा/अथवा रख-रखाव शुल्क की प्रकृति के आवर्ती शुल्क का भुगतान समय-समय पर प्राधिकरण द्वारा मांग भेजने की तीस दिन के भीतर कर देंगे अन्यथा मांगी गई उक्त धनराशि पर 12% वार्षिक की दर से ब्याज देय होगा।

10. (a) You will obey and submit to the rules of Municipal or other authority now existing or hereafter to exist so far as the same relate to the immovable property in the Industrial Area or so far as they affect the health, safety and convenience of the others inhabitants of the place, and will not release any obnoxious gaseous, liquid or solid effluents from the unit in any case.

[5]

आप नगरीय अथवा किसी प्राधिकरण के, जो इस समय विद्यमान है, अथवा भविष्य में अस्ति में आयेगा, उन नियमों को उस सीमा तक स्वीकार करेंगे और पालन करेंगे जहाँ तक ये औद्योगिक क्षेत्र स्थित अचल सम्पत्ति से सम्बन्धित होंगे या जहाँ तक उनका प्रभाव उस स्थान के अन्य निवासियों के स्वास्थ्य, सुरक्षा और सुविधा पर पड़ता होगा आप किसी भी दशा में अपनी इकाई से कोई भी अहितकर वाष्पीय द्रव, या ठोस उत्प्रवाह विसर्जित नहीं करेंगे।

- (b) You will establish at your own cost an appropriate and efficient effluent treatment system/ plant and will ensure that it is ready and functional as per the norms and specifications expected laid down or stipulated by the State Effluent Board/U.P. Pollution Control Board and any other authority established by law for the time being in force before the production is commenced in the unit set up on the plot of land covered by this letter.

आप स्वयं अपने खर्च पर एक उपयुक्त तथा कुशल उत्प्रवाह शोधन प्रणाली/संयंत्र स्थापित करेंगे और सुनिश्चित करेंगे कि यह राज्य उत्प्रवाह परिषद/उ०प्र० प्रदूषण नियन्त्रण परिषद तथा किसी अन्य प्राधिकरण, जो विधि द्वारा स्थापित हो, द्वारा अपेक्षित एवं निर्धारित मानकों तथा विशेष निर्देशों जो उस समय प्रभावी हों, के अनुरूप हों और कार्यकारी हों। आपको यह कार्य इस पत्र द्वारा आवंटित भूमि पर स्थापित इकाई में उत्पादन प्रारम्भ करने से पूर्व करना होगा।

- (c) Whenever Municipal Corporation or Board, Cantonment Board, Zila Parishad, Town Area or (any) other local bodies [body] take over this Industrial Area of S.I.D.A. you will become liable to pay and discharge all rates, taxes, charges, claims and outgoing chargeable imposed and assessment of every description, which may be assessed, charged or imposed upon then by the local body and will abide by the laws rules and direction of the local body.

जब कभी नगर महापालिका या नगर पालिका छावनी परिषद, जिला परिषद, टाउन एरिया अथवा अन्य (कोई) अधिसूचित स्थानीय निकाय को सतहरिया औद्योगिक विकास प्राधिकरण का यह औद्योगिक क्षेत्र हस्तान्तरित हो जाता है, तब आपका दायित्व होगा कि उक्त स्थानीय निकाय द्वारा निर्धारित या लगाये गये करों, उपकरों, शुल्कों, मांगों और निर्गामी प्रभारों को अदा करें उनके द्वारा किये गये कर निर्धारण को स्वीकार करके उसके आधार पर भुगतान करें और स्थानीय निकाय की विधि, नियमों तथा निर्देशों का पालन करें।

- (d) In case boiler is to be installed and coal is to be used, you will obtain clearance from the authorities concerned.

यदि बायलर स्थापित करना तथा कोयले का प्रयोग करना हो, तो आपको सम्बन्धित प्राधिकारियों से अनुमति प्राप्त करनी होगी।

- (e) You will make appropriate arrangements at your own cost for proper disposal of waste water produced in your unit.

आप अपने खर्च पर अपनी इकाई के उच्छिष्ट जल के निस्तारण की उपयुक्त व्यवस्था करेंगे।

11. You will apply for and obtain power connection from the local agency/U.P. Power Corporation Ltd. as the case may be at your end and cost.

आप स्वयं अपने स्तर तथा खर्च पर स्थानीय अधिकरण/ उ०प्र० पावर कारपोरेशन लि० से जैसी भी स्थिति हो अपनी इकाई हेतु आवश्यक बिजली भार के लिए आवेदन करेंगे और उसे प्राप्त करेंगे।

12. Before execution of Lease Deed you shall have to :-

- (i) Clear all dues upto the date of executing lease deed as mentioned in clause-3 4, 5 and 26 of this letter.
- (ii) Any other formalities required, if any.

[6]

पट्टा विलेख निष्पादित करने से पूर्व आपको :-

1. इस आवंटन पत्र के प्रस्तर-3, 4, 5 व 26 में उल्लिखित अद्यतन देयों का भुगतान पट्टा विलेख निष्पादन से पूर्व करना होगा।
2. अन्य आवश्यक वांछित औपचारिकतायें यदि कोई हों, पूरी करनी होंगी।

12.(A) You shall have to deposit Udyog Aadhar memorandum..

उद्योग आधार मेमोरण्डम जमा किया जाना अनिवार्य होगा।

13. You will have to take over possession of the land executing the lease deed within 30 days from the date of inviting you to do so or within 3 months from the date of this letter whichever is earlier.

आप पट्टा विलेख निष्पादित के बाद कब्जा लिये जाने हेतु जारी आमंत्रण की तिथि से 30 दिन के अन्दर या इस पत्र की तिथि से तीन माह के अन्दर जो भी पहले समाप्त हो, भूमि का कब्जा प्राप्त कर लेंगे।

14. The Lease Deed for the plot(s) will be executed only when- (Not applicable)

भूखण्ड (1) का पट्टा विलेख तभी निष्पादित किया जायेगा जबकि- (लागू नहीं)

(a) The factory has been established and commercial production has been commenced to the satisfaction of this Authority.

प्राधिकरण संतुष्ट हो जाय कि कारखाना स्थापित हो गया है और उसमें वाणिज्यिक उत्पादन आरम्भ हो गया है।

OR/ अथवा

(b) The loan has been sanctioned for the project for which this allotment is being made by the financial institution (requiring creation of mortgage) and the same has assured, in writing to S.I.D.A. for making the lumpsum payment of total balance premium of land out of the first disbursement of the sanctioned loan on behalf of the allottee. In the event, we may be able to allow first charge to such institution and transfer to it the original Lease Deed in exchange for registered duplicate copy there of.

जिस परियोजना हेतु यह आवंटन किया जा रहा है, उसके लिए वित्तीय संस्था (जिसे बन्धक कार्यवाही करनी हो) ऋण स्वीकृत कर दे और सतहरिया औद्योगिक विकास प्राधिकरण को लिखित आश्वासन दे कि स्वीकृत ऋण के प्रथम संवितरण में से वह संस्था (आवंटी के बदले) कुल शेष भूमि प्रीमियम का एक मुश्त भुगतान सीधे प्राधिकरण को कर देगी। उस दशा में यह प्राधिकरण ऐसी वित्तीय संस्था को प्रथम प्रभार की अनुमति दे सकता है और पट्टा विलेख की दूसरी निबन्धित प्रति के बदले मूल पट्टा विलेख उक्त संस्था को हस्तान्तरित कर सकता है।

15. The allotment will be cancelled if and when there happens any one of the events mentioned below and the same consequences will follow as stated in clause 7 above.

यदि एवं जब कभी निम्नलिखित में कोई स्थिति हुई, आवंटन निरस्त कर दिया जायेगा तथा ऊपर प्रस्तर 7 में वर्णित परिणाम होंगे :-

(a) If you fail to execute licence Agreement/ Lease Deed and / or take possession of the land as mentioned in clause nos. 11 and 13 within the time stipulated in clause 13, the time being of essence.

[7]

यदि आप प्रस्तर 13 में निर्धारित अवधि में प्रस्तर 12 तथा 13 में उल्लिखित ढंग से अनुज्ञप्ति अनुबन्ध/ पट्टा विलेख का निष्पादन नहीं करेंगे तथा/ अथवा भूमि का कब्जा नहीं ले लेंगे यहाँ समय संविदा का मर्म है।

OR/ अथवा

- (b) If you fail to make payment of interest and/or premium on or before the due date(s) as mentioned in clause 5 of this letter.

यदि आप इस पत्र के प्रस्तर 5 में उल्लिखित निर्धारित तिथि (यों) को या उसके पूर्व तक ब्याज तथा/अथवा भूमि प्रीमियम का भुगतान न कर देंगे।

16. You shall not employ in the unit any process generating smoke or fumes or involving use of chimney and any use of fossil fuel in the process which may cause atmospheric pollution and / or would not discharge liquid effluent which may be obnoxious by nature or cause pollution. Your unit should not involve any significant emission of particles and / or gaseous substance in the air.

आप अपनी इकाई में ऐसी किसी कार्यविधि का प्रयोग नहीं कर सकेंगे जिससे धुआँ या गैस उत्पन्न हो अथवा जिसमें चिमनी लगानी हो और प्रक्रिया में किसी जीवाश्मीय ईंधन का प्रयोग हो जिससे पर्यावरण में प्रदूषण उत्पन्न हो तथा/अथवा ऐसी किसी द्रव उत्प्रवाह का विसर्जन नहीं करेंगे जिसकी प्रकृति अहितकर हो या जो प्रदूषण उत्पन्न करे। आपको इकाई से हवा में किसी उल्लेखनीय मात्रा में कणों तथा/अथवा वाष्पीय पदार्थ का उत्सर्जन नहीं होना चाहिए।

17. In employing labour for the industry, skilled, semi skilled or unskilled, shall give preference to one or two able-bodied persons from the families whose land has been acquired for the purpose of the said Industrial Area.

अपनी इकाई में कुशल अर्धकुशल अथवा अकुशल कर्मचारियों की भर्ती में आप उन परिवारों के एक या दो शारीरिक रूप से समर्थ व्यक्तियों को वरीयता प्रदान करेंगे, जिनकी भूमि उस औद्योगिक क्षेत्र के स्थापनार्थ अधिग्रहीत की गई हो।

18. You shall also be liable to pay maintenance/ service charges in addition to other dues as per the demand made by the authority.

अन्य देयों के अतिरिक्त आपको प्राधिकरण द्वारा माँगे गये रख-रखाव शुल्क/सेवा शुल्क का भी भुगतान करना होगा।

19. The balance premium alongwith stipulated interest will constitute the first charge on the allotted plot till fully paid.

कुल शेष भूमि प्रीमियम तथा उस पर निर्धारित दर से देय ब्याज तब तक भूखण्ड पर प्रथम प्रभार रहेंगे जब तक ये पूरे अदा नहीं हो जाते।

20. You will pay use and occupation charges/lease rent at the rate of Rs. 1.00/- per Sq.M. per year during the first thirty years; Rs. 2.50/- per Sq.M. per year during the next thirty years after expiry of the first thirty years and Rs. 5.00/- per Sq.M. per year during the next thirty years after expiry of the first sixty years. Use and occupation charges are payable till the date lease is granted to you whereafter lease rent will have to be paid.

आप पहले 30 वर्ष की अवधि में रू० 1.00/- प्रति वर्गमीटर प्रति वर्ष और 30 वर्षों की समाप्ति के बाद अगले 30 वर्ष की अवधि में रू० 2.50/- प्रति वर्गमीटर प्रति वर्ष और 60 वर्षों की समाप्ति के बाद अगले 30 वर्ष की अवधि में रू० 5.00/- प्रति वर्गमीटर प्रति वर्ष की दर से भू-उपयोग शुल्क/लीज रेन्ट अदा करेंगे। पट्टा दिए जाने की तिथि तक भू-उपयोग शुल्क लगाया जायेगा और पट्टा दिये जाने पर लीजरेन्ट देना होगा।

[8]

21. The allottee/licencee/lessee of S.I.D.A. will mention in the postal address of his correspondence letters invariably the name of S.I.D.A. Industrial Area.

इस प्राधिकरण के आवंटी/अनुज्ञप्ति धारक/पट्टेदार अपने पत्राचार/पत्रों के डाक पते में 'सतहरिया औद्योगिक विकास प्राधिकरण का औद्योगिक क्षेत्र' अनिवार्य रूप से लिखेंगे।

22. All the payments to the authority should be made only through Bank Draft/pay order in favour of S.I.D.A. payable at Sathariya or Jaunpur No payments in cash or through cheques would be accepted.

इस प्राधिकरण को सभी भुगतान 'एस0आई0डी0ए0' के पक्ष में सतहरिया अथवा जौनपुर में देय बैंक ड्राफ्ट/पे-ऑर्डर द्वारा किये जाने चाहिए। नगद अथवा चेक द्वारा कोई भुगतान स्वीकार नहीं किया जायेगा।

23. You will utilise minimum 30% area of the plot by covering it by roof/permanent shed within the specified period as contained in the Lease Deed, failing which the allotment of the plot(s) will be cancelled.

पट्टा विलेख में निर्धारित समयावधि के भीतर आप भूखण्ड के न्यूनतम 30% क्षेत्रफल की छत/स्थायी शेड से आच्छादित करते हुए उसका उपयोग करेंगे, अथवा भूखण्डों का आवंटन निरस्त कर दिया जायेगा।

24. It will be your sole responsibility to get NOC from UPPCB (U.P. Pollution Control Board) and if it is not furnished to this authority you will be liable for action according to law and S.I.D.A. would not be responsible for any of your act for omissions which may be in contravention to the U.P. Pollution Control Board rules environmental laws.

उ0प्र0 प्रदूषण नियन्त्रण परिषद से अनापत्ति प्रमाण-पत्र प्राप्त करना केवल आपका ही दायित्व होगा। यदि आप इसे प्राधिकरण को नहीं प्रस्तुत करते तो आपके विरुद्ध विधि के अनुसार इसके लिए कार्यवाही की जा सकती है। आपके किसी कार्य या चूक के लिए, जिससे उ0प्र0 प्रदूषण नियन्त्रण परिषद के नियमों/पर्यावरण सम्बन्धी विधि का उल्लंघन होता हो, सतहरिया औद्योगिक विकास प्राधिकरण उत्तरदायी नहीं होगा।

25. You shall have to pay Rs 80/- per months for water supply maintainance charge, which is liable to be changed.

आपको रू0 80/- प्रतिमाह की दर से जलापूर्ति रख-रखाव शुल्क का भुगतान करना होगा, जो कि समय-समय पर परिवर्तन किया जा सकता है।

26. You shall have to pay Rs. 5.00 per Sq.M. per year on 1st January every year for maintainance charges. 10% rebate shall be given for timely payment. This year payment should be made within two months from date of allotment, After two months 14% Annual interest shall be charged.

आपको प्रत्येक वर्ष पहली जनवरी को रू0 5.00 प्रति वर्ग मीटर प्रति वर्ष की दर से रख-रखाव शुल्क का भुगतान करना होगा। निर्धारित तिथि तक भुगतान करने पर 10% की छूट दी जायेगी। इस वर्ष यह भुगतान आवंटन दिनांक से दो माह के अन्दर करना होगा। दो माह के पश्चात् देय रख-रखाव शुल्क 14% वार्षिक ब्याज की दर से ब्याज के साथ भुगतान करना होगा।

27. It is compulsory to start production after establishing unit within 36 months from the date of allotment. If production is not started within scheduled time, 3% of the original premium (Including Transfer levy if applicable) of the plot per year shall be charged as time extension fee or plot shall be cancelled.

[9]

आवंटन दिनांक से 36 माह के अन्दर इकाई स्थापित करके उत्पादन शुरू करना अनिवार्य होगा। निर्धारित समय में उत्पादन शुरू न करने की दशा में original premium (हस्तान्तरण शुल्क सहित लागू होने की दशा में) का 3% समय वृद्धि शुल्क प्रति वर्ष देय होगा, अथवा भूखण्ड निरस्त किए जाने की कार्यवाही की जायेगी।

28. After possession of plot is taken and before approval of building plan you shall have to plant 58 no. of trees on your plot.

आपको कब्जा प्राप्ति के पश्चात् एवं भवन मानचित्र स्वीकृति के पहले भूखण्ड पर 58 वृक्ष लगाना अनिवार्य होगा।

Yours faithfully


(Harsh Pratap Singh)Additional Chief Executive Officer
SIDA, Jaunpur

No. / S.I.D.A./IA / / Allot/IA Sathariya Plot No. C-20 Dated

Copy forwarded for information and necessary action to :

प्रतिलिपि सूचनार्थ एवं आवश्यक कार्यवाही हेतु प्रेषित—

1. The Deputy Commissioner Industry, District Industries and Enterprise Promotion Centre, Jaunpur.

(Harsh Pratap Singh)Additional Chief Executive Officer
SIDA, Jaunpur

Annexure-III
CTE from UPPCB



UTTAR PRADESH POLLUTION CONTROL BOARD

Building. No TC-12V Vibhuti Khand, Gomti Nagar, Lucknow-226010

Phone:0522-2720828,2720831, Fax:0522-2720764, Email: info@uppcb.com, Website: www.uppcb.com

Validity Period :26/01/2023 To 25/01/2028

Ref No. - 176317/UPPCB/Varanasi(UPPCBRO)/CTE/JAUNPUR/2023 Dated:- 16/03/2023

To ,

Shri DIWAKAR SINGH

M/s RS BMW SERVICES

C-20, Satharia Industrial Development Authority Industrial Estate, Satharia,JAUNPUR,222202
JAUNPUR**Sub :** Consent to Establish for New Unit/Expansion/Diversification under the provisions of Water (Prevention and control of pollution) Act, 1974 as amended and Air (Prevention and control of Pollution) Act, 1981 as amended.

Please refer to your Application Form No.- 19620037 dated - 26/01/2023. After examining the application with respect to pollution angle, Consent to Establish (CTE) is granted subject to the compliance of following conditions :

1. Consent to Establish is being issued for following specific details :

A- Site along with geo-coordinates : Latitude-25.6488329, Longitude-82.2324129.

B- Main Raw Material :

Main Raw Material Details		
Name of Raw Material	Raw Material Unit Name	Raw Material Quantity
BIO MEDICAL WASTE	Metric Tonnes/Day	2

C- Product with capacity :

Product Detail	
Name of Product	Product Quantity
NA	0

D- By-Product if any with capacity :

By Product Detail			
Name of By Product	Unit Name	Licence Product Capacity	Install Product Capacity
ASH	Metric Tonnes/Day	0.25	5.0

2. Water Requirement (in KLD) and its Source :

Source of Water Details		
Source Type	Name of Source	Quantity (KL/D)
Ground Water (within premises)	BOREWELL	10.0

3. Quantity of effluent (In KLD) :

Effluent Details	
Source Consumption	Quantity (KL/D)
Domestic	2.0
Process	6.0
Others(Washing)	1.0
Others(Plantation)	1.0

4. Fuel used in the equipment/machinery Name and Quantity (per day) :

Fuel Consumption Details		
Fuel	Consumption(tpd/kld)	Use
Diesel	0.05	FOR INCINERATOR RUNNING
Diesel	0.02	FOR DIESEL GENERATOR

5. For any change in above mentioned parameters, it will be mandatory to obtain Consent to Establish again. No further expansion or modification in the plant shall be carried out without prior approval of U.P. Pollution Control Board.
- For any change in above mentioned parameters, it will be mandatory to obtain Consent to Establish again. No further expansion or modification in the plant shall be carried out without prior approval of U.P. Pollution Control Board.
2. You are directed to furnish the progress of Establishment of plant and machinery, green belt, Effluent Treatment Plant and Air pollution control devices, by 10th day of completion of subsequent quarter in the Board.
3. Copy of the work order/purchase order, regarding instruction and supply of proposed Effluent Treatment Plant/Sewerage Treatment Plant /Air Pollution control System shall be submitted by the industry till 25/01/2028 to the Board.
4. Industry will not start its operation, unless CTO is obtained under water (Prevention and control of Pollution) Act, 1974 and Air (Prevention and control of Pollution) Act, 1981 from the Board.
5. It is mandatory to submit Air and Water consent Application, complete in all respect, four months before start of operation, to the U.P. Pollution Control Board.
6. Legal action under water (Prevention and control of Pollution) Act, 1974 and Air (Prevention and Control of Pollution) Act, 1981 may be initiated against the industry With out any prior information, in case of non compliance of above conditions.

Specific Conditions:

1. This CTE of M/s RS BMW Services is valid for establishment of Common Bio Medical Waste Treatment Facility (CBWTF) at C-20, Sathariya, Industrial Development Authority (SIDA), Jaunpur -222202 Uttar Pradesh and GEO coordinates are Latitude-25.6488329, Longitude-82.2324129.
2. This CTE is valid for common facility for Bio medical waste treatment through double chambered incinerators of capacity 02 Double Chamber Incinerator 250 Kg/Hr each (01 Standby), Autoclave 1000 litter/batch, Shredder 150 Kg/Hr and Chemical Disinfection Tank 1500 liters as proposed.
3. The Proponent shall use 01 incinerator having capacity 250 Kg/Hr at a time and other incinerator having capacity 250 Kg/Hr shall be in stand by position, in no case proponent shall allow to use all the incinerators at a time.
4. The CTE shall only be valid with the effect from the date on which the proponent obtained Environmental Clearance (EC) from SIEAA, UP.
5. The proponent could not start construction activities before obtaining Environmental Clearance (EC) from SIEAA, UP, failing which this CTE would deemed void.
6. The CBWTF shall reuse the treated effluent for irrigation purpose in the premises as proposed and in no industrial effluent shall be allowed to discharge from the CBWTF.
7. The proponent shall submit adequacy of proposed Water Pollution Control System and Air Pollution Control System done by reputed technical Institution like IIT/NPC etc.
8. CBWTF shall strictly comply with the CPCB guidelines dated 21.12.2016 for setting up the Common Bio Medical Waste Treatment Facility.
9. CBWTF shall install ETP of capacity-10.0 KLD for treatment of industrial effluent.
10. CBWTF shall provide the arrangement for storage of incinerator ash as per CPCB guidelines and shall obtain membership of Common TSDF for disposal of incineration ash.
11. CBWTF shall comply with the emission Standard for treatment and disposal of Biomedical Waste by incineration as per Schedule-II of BMW Rules 2016.
12. Transportation and handling of Bio-medical Wastes shall be as per the Biomedical Waste (Management and Handling) Rules, 2016.
13. Record w.r.t. operational parameter of autoclave such as temperature pressure etc. as well as records for validation test conducted to check efficiency of autoclave shall be maintained.
14. Incinerator shall be operated in accordance with Bio-Medical Waste Management Rules, 2016 w.r.t. maintenance of Temperature for primary and secondary chamber of incinerator.
15. Incinerator Ash shall be disposed through TSDF and Log books/records shall be maintained properly for generation and disposal of incinerator Ash.
16. The water generated from scrubbing system of incinerator shall be treated through ETP and treated water shall be recycled for scrubbing purpose and for irrigation in the premises. No effluent shall be discharged directly or indirectly outside the premises.
17. Discarded medicine shall be disposed in incinerator as per BMW Rule, 2016 and sharp pit shall be provided for disposal of waste sharp as per CPCB Guidelines.
18. The CBWTF shall comply with the Bio Medical Waste Management Rules 2016 and annual report shall be submitted.
19. The CBWTF shall comply with the provisions of Hazardous and Other waste (Management and Trans boundary Movement) Rules, 2016.
20. The facility shall ensure bar coding system to be adopted by member of healthcare facility in accordance with Bio Medical Waste Management Rules 2016.

21. The CBWTF shall obtain the State Ground Water Department permission for withdrawal of ground water and also comply with the CGWA guidelines for recharging of ground water.
22. The Facility shall develop and maintain green belt as per the guidelines issued by the Board vide office order dated 16/02/2018, which is available on Board's Website- www.uppcb.com.
23. Separate space for untreated Bio Medical Waste shall be provided by facility as per CPCB guidelines/Bio Medical Waste Management Rules 2016.
24. Comprehensive safety measures must be followed in handling of wastes and the staff must be properly trained.
25. CBWTF shall install Online Continuous Emission Monitoring System and Online Continuous Effluent Monitoring System with data connectivity to CPCB server before commissioning of the plant.
26. Onsite emergency plan approved by the competent authority shall be submitted to board.
27. Project shall install at least 0.5 meter from roof level along with acoustic enclosures on DG set of capacity 82.5 KVA for use of backup power.
28. The dust emission from the construction sites will be completely controlled and all precautions will be taken as per the provisions of Construction & Demolition Waste Management Rules 2016.
29. CBWTF shall comply the provisions of Environment (Protection) Act 1986, Water (Prevention and Control of Pollution) Act, 1974 as amended, Air (Prevention and Control of Pollution) Act, 1981 as amended. CBWTF shall operate the plant after taking CTO under the provisions of Water Act 1974 and Air Act 1981 from the Board.
30. Project shall comply with the provisions of SWM Rules 2016 and provide facility for safe disposal of generated solid waste in housing project area.
31. Construction Work/installation of plant and machinery for the establishment of CBWTF shall be started after obtaining the Environmental Clearance under the Environment (Protection) Act, 1986.
32. The CBWTF shall comply with the Guideline of CPCB and shall only cater to beds which are in addition to 10,000 beds admissible to pre-existing CBWTFs capacity located within 75 km radius.
33. CBWTF shall comply with the relevant provisions of Environmental Laws.
34. The CBWTF shall produce a MoU with the nearest CBWTF as an alternate arrangement in case of closure/any emergency before CTO.
35. Concealing factual data or submission of false/fabricated data and failure to comply with any of the conditions mentioned above may result in withdrawal of this CTE and attract action under the provisions of Law.
36. To ensure the compliance of CTE condition from 1 to 35 a Bank Guarantee of Rupees 2,00,000/- (Two Lacs only) in the prescribed format shall be submitted to the Board within 15 days, failing which this CTE would deemed void.

Please note that consent to Establish will be revoked, in case of, non compliance of any of the above mentioned conditions. Board reserves its right for amendment or cancellation of any of the conditions specified above. Industry is directed to submit its first compliance report regarding above mentioned specific and general conditions till 16/04/2023 in this office. Ensure to submit the regular compliance report otherwise this Consent to Establish will be revoked.

Chief Environmental Officer, Circle-6

Dated:- 16/03/2023

Copy To -

931

273

Regional Officer, U.P. Pollution Control Board, Varanasi for information and necessary

Chief Environmental Officer, Circle-6

Annexure-IV
Baseline data for One
Season

TEST REPORT

TEST REPORT NO.: ETS/2023/06/701-01

DATE OF REPORT: 10.06.2023

AMBIENT AIR QUALITY MONITORING AND ANALYSIS REPORT

Name And Address of Customer : PROPOSED RS BMW SERVICES,

AT PLOT NO. C-20 AT SATHARIYA INDUSTRIAL DEVELOPMENT AUTHORITY (SIDA) SATHARIYA JAUNPUR, UTTAR PRADESH.

Analysis Start Date : 05.03.2023

Analysis End Date : 30.05.2023

Sampling Done By : ETS STAFF

Sampling Location : AAQ- 1; PROJECT SITE, (LAT.-25°38'56.41"N;LONG.-82°13'56.31"E)

Sampling Method : ETS/STP/AIR-01

Sampling Machine Placed At Height : 1.5 METER FROM GROUND LEVEL

Test Parameters			Particulate Matter (PM10)	Particulate Matter (PM2.5)	Sulphur Dioxide (SO2)	Nitrogen Dioxide (NO2)	Carbon Monoxide (CO)
Unit			µg/m3	µg/m3	µg/m3	µg/m3	mg/m3
Limit (as Per CPCB)			24 Hrs.=100	24 Hrs.=60	24 Hrs.=80	24 Hrs.=80	1 Hrs.=4
Test Method			IS 5182(P-23)	IS 5182(P-24)	IS: 5182(P-2)	IS: 5182(P-6)	IS 5182 (P-10)
Sl.N.	Monitoring Date	Sample ID	Test Results				
1	01.03.2023	ETS/BM-001	92.3	45.2	7.4	12.0	0.55
2	05.03.2023	ETS/BM-009	85.8	43.8	7.7	13.4	0.43
3	08.03.2023	ETS/BM-017	88.0	43.1	7.0	15.0	0.53
4	12.03.2023	ETS/BM-025	79.8	46.3	8.8	11.2	0.56
5	15.03.2023	ETS/BM-033	83.1	46.5	7.5	13.7	0.50
6	19.03.2023	ETS/BM-041	83.9	49.5	10.9	14.9	0.76
7	22.03.2023	ETS/BM-049	94.4	50.0	7.6	13.2	0.66
8	26.03.2023	ETS/BM-057	90.1	47.8	8.1	11.7	0.63
9	02.04.2023	ETS/BM-065	86.7	45.1	7.8	13.0	0.52
10	05.04.2023	ETS/BM-073	89.0	45.4	7.1	13.4	0.58
11	09.04.2023	ETS/BM-081	97.8	49.9	8.8	14.7	0.49
12	12.04.2023	ETS/BM-089	85.9	50.7	7.7	12.9	0.69
13	16.04.2023	ETS/BM-097	88.5	52.2	8.9	10.6	0.53
14	19.04.2023	ETS/BM-105	83.7	49.4	10.0	18.4	0.50
15	23.04.2023	ETS/BM-113	95.5	52.5	10.5	16.2	0.67
16	26.04.2023	ETS/BM-121	85.0	44.2	10.2	18.1	0.51
17	01.05.2023	ETS/BM-129	86.8	50.3	7.8	16.5	0.52
18	05.05.2023	ETS/BM-137	88.3	46.8	11.5	13.2	0.62
19	08.05.2023	ETS/BM-145	95.4	50.6	7.6	14.3	0.54
20	12.05.2023	ETS/BM-153	87.9	46.6	7.9	16.7	0.70
21	15.05.2023	ETS/BM-161	89.3	52.7	9.8	13.4	0.52
22	19.05.2023	ETS/BM-169	96.6	51.2	8.7	18.4	0.58
23	22.05.2023	ETS/BM-177	88.3	41.5	7.1	15.0	0.53
24	26.05.2023	ETS/BM-185	91.2	44.7	7.3	17.3	0.55
Minimum			79.8	41.5	7.0	10.6	0.43
Maximum			97.8	52.7	11.5	18.4	0.76
Average			88.9	47.7	8.5	14.5	0.57
98 Percentile			97.2	52.6	11.2	18.4	0.73

FOR ENVIRO-TECH SERVICES



CHECKED BY

For Enviro-Tech Services
Pushkar Mittal
Lab In-charge

AUTHORIZED SIGNATORY

Note:-

1. Test reports without ETS LAB HOLOGRAM are not issued by our laboratory.
2. The results indicated only refer to the tested samples and listed applicable parameters.
3. No complaint will be entertained if received after 7 days of issue of test report.
4. Our liability is limited to invoice value only.
5. The sample shall be destroyed after 15 days & Biological / Perishable sample shall be destroyed immediately after issue of test report.
6. This test report shall not be used in any advertising media or as evidence in the court of Law without prior written permission of the laboratory.

TEST REPORT

TEST REPORT NO.: ETS/2023/06/701-02

DATE OF REPORT: 10.06.23

AMBIENT AIR QUALITY MONITORING AND ANALYSIS REPORT

Name And Address of Custom : PROPOSED RS BMW SERVICES,
AT PLOT NO. C-20 AT SATHARIYA INDUSTRIAL DEVELOPMENT AUTHORITY
(SIDA) SATHARIYA JAUNPUR, UTTAR PRADESH.

Analysis Start Date : 07.03.2023
Analysis End Date : 03.06.2023
Sampling Done By : ETS STAFF
Sampling Location : AAQ- 2; SATHARIYA, UTTAR PRADESH, (LAT. -25°38'54.07"N; LONG. -82°15'5.94"E)
Sampling Method : ETS/STP/AIR-01
Sampling Machine Placed At Height : 1.5 METER FROM GROUND LEVEL

Test Parameters			Particulate Matter (PM10)	Particulate Matter (PM2.5)	Sulphur Dioxide (SO ₂)	Nitrogen Dioxide (NO ₂)	Carbon Monoxide (CO)
Unit			µg/m ³	µg/m ³	µg/m ³	µg/m ³	mg/m ³
Limit (as Per CPCB)			24 Hrs. = 100	24 Hrs. = 60	24 Hrs. = 80	24 Hrs. = 80	1 Hrs. = 4
Test Method			IS 5182(P-23)	IS 5182(P-24)	IS: 5182(P-2)	IS: 5182(P-6)	IS 5182 (P-10)
Sl.N.	Monitoring Date	Sample ID	Test Results				
1	03.03.2023	ETS/BM-002	80.2	39.3	6.4	10.4	0.48
2	07.03.2023	ETS/BM-010	73.7	37.6	6.6	11.5	0.37
3	09.03.2023	ETS/BM-018	75.9	37.2	6.1	12.9	0.46
4	14.03.2023	ETS/BM-026	67.7	39.3	7.4	9.5	0.47
5	17.03.2023	ETS/BM-034	71.0	39.8	6.4	11.7	0.43
6	21.03.2023	ETS/BM-042	71.8	42.4	9.3	12.8	0.65
7	24.03.2023	ETS/BM-050	82.3	43.6	6.6	11.5	0.58
8	28.03.2023	ETS/BM-058	78.0	41.3	7.0	10.1	0.55
9	04.04.2023	ETS/BM-066	74.6	38.8	6.7	11.2	0.45
10	07.04.2023	ETS/BM-074	76.9	39.2	6.2	11.5	0.50
11	11.04.2023	ETS/BM-082	85.7	43.7	7.7	12.9	0.43
12	14.04.2023	ETS/BM-090	73.8	43.5	6.6	11.1	0.59
13	18.04.2023	ETS/BM-098	76.4	45.1	7.6	9.2	0.46
14	20.04.2023	ETS/BM-106	71.6	42.2	8.6	15.8	0.43
15	25.04.2023	ETS/BM-114	83.4	45.9	9.2	14.2	0.58
16	28.04.2023	ETS/BM-122	72.9	37.9	8.7	15.5	0.44
17	03.05.2023	ETS/BM-130	74.7	43.3	6.7	14.2	0.45
18	07.05.2023	ETS/BM-138	76.2	40.4	9.9	11.4	0.53
19	09.05.2023	ETS/BM-146	83.3	44.1	6.7	12.5	0.47
20	14.05.2023	ETS/BM-154	75.8	40.2	6.8	14.4	0.61
21	17.05.2023	ETS/BM-162	77.2	45.5	8.5	11.6	0.45
22	21.05.2023	ETS/BM-170	84.5	44.8	7.6	16.1	0.51
23	24.05.2023	ETS/BM-178	76.2	35.8	6.1	13.0	0.46
24	28.05.2023	ETS/BM-186	79.1	38.8	6.3	15.0	0.47
Minimum			67.7	35.8	6.1	9.2	0.37
Maximum			85.7	45.9	9.9	16.1	0.65
Average			76.8	41.2	7.3	12.5	0.49
98 Percentile			85.1	45.7	9.6	15.9	0.63

FOR ENVIRO-TECH SERVICES



CHECKED BY

For Enviro-Tech Services
Pushkar Mittal
Lab In-charge

AUTHORIZED SIGNATORY

Note:-

1. Test reports without ETS LAB HOLOGRAM are not issued by our laboratory.
2. The results indicated only refer to the tested samples and listed applicable parameters.
3. No complaint will be entertained if received after 7 days of issue of test report.
4. Our liability is limited to invoice value only.
5. The sample shall be destroyed after 15 days & Biological / Perishable sample shall be destroyed immediately after issue of test report.
6. This test report shall not be used in any advertising media or as evidence in the court of Law without prior written permission of the laboratory.



TEST REPORT

TEST REPORT NO.: ETS/2023/06/701-03

DATE OF REPORT: 10.06.2023

AMBIENT AIR QUALITY MONITORING AND ANALYSIS REPORT

Name And Address of Customer : PROPOSED RS BMW SERVICES,

AT PLOT NO. C-20 AT SATHARIYA INDUSTRIAL DEVELOPMENT AUTHORITY (SIDA) SATHARIYA JAUNPUR, UTTAR PRADESH..

Analysis Start Date : 05.03.2023
 Analysis End Date : 30.05.2023
 Sampling Done By : ETS STAFF
 Sampling Location : AAQ- 3; MUNGRA BADSHAHPUR MANDI, (LAT. -25°39'3.81"N; LONG. -82°11'55.24"E)
 Sampling Method : ETS/STP/AIR-01
 Sampling Machine Placed At Height : 1.5 METER FROM GROUND LEVEL

Test Parameters			Particulate Matter(PM10)	Particulate Matter(PM2.5)	Sulphur Dioxide(SO2)	Nitrogen Dioxide(NO2)	Carbon Monoxide(CO)
Unit			µg/m3	µg/m3	µg/m3	µg/m3	mg/m3
Limit (as Per CPCB)			24 Hrs.=100	24 Hrs.=60	24 Hrs.=80	24 Hrs.=80	1 Hrs.=4
Test Method			IS 5182(P-23)	IS 5182(P-24)	IS: 5182(P-2)	IS: 5182(P-6)	IS 5182 (P-10)
Sl.N.	Monitoring Date	Sample ID	Test Results				
1	01.03.2023	ETS/BM-003	82.7	40.5	6.6	10.8	0.50
2	05.03.2023	ETS/BM-011	76.2	38.9	6.9	11.9	0.38
3	08.03.2023	ETS/BM-019	78.4	38.4	6.3	13.3	0.47
4	12.03.2023	ETS/BM-027	70.2	40.7	7.7	9.8	0.49
5	15.03.2023	ETS/BM-035	73.5	41.2	6.6	12.1	0.44
6	19.03.2023	ETS/BM-043	74.3	43.8	9.7	13.2	0.67
7	22.03.2023	ETS/BM-051	84.8	44.9	6.8	11.9	0.59
8	26.03.2023	ETS/BM-059	80.5	42.7	7.2	10.5	0.56
9	02.04.2023	ETS/BM-067	77.1	40.1	6.9	11.6	0.46
10	05.04.2023	ETS/BM-075	79.4	40.5	6.4	11.9	0.52
11	09.04.2023	ETS/BM-083	88.2	45.0	7.9	13.2	0.44
12	12.04.2023	ETS/BM-091	76.3	45.0	6.9	11.4	0.61
13	16.04.2023	ETS/BM-099	78.9	46.6	7.9	9.5	0.47
14	19.04.2023	ETS/BM-107	74.1	43.7	8.9	16.3	0.44
15	23.04.2023	ETS/BM-115	85.9	47.2	9.4	14.6	0.60
16	26.04.2023	ETS/BM-123	75.4	39.2	9.0	16.1	0.45
17	01.05.2023	ETS/BM-131	77.2	44.8	6.9	14.7	0.46
18	05.05.2023	ETS/BM-139	78.7	41.7	10.2	11.8	0.55
19	08.05.2023	ETS/BM-147	85.8	45.5	6.9	12.9	0.49
20	12.05.2023	ETS/BM-155	78.3	41.5	7.0	14.9	0.63
21	15.05.2023	ETS/BM-163	79.7	47.0	8.8	12.0	0.46
22	19.05.2023	ETS/BM-171	87.0	46.1	7.8	16.5	0.52
23	22.05.2023	ETS/BM-179	78.7	37.0	6.3	13.4	0.47
24	26.05.2023	ETS/BM-187	81.6	40.0	6.5	15.5	0.49
Minimum			70.2	37.0	6.3	9.5	0.38
Maximum			88.2	47.2	10.2	16.5	0.67
Average			79.3	42.6	7.6	12.9	0.51
98 Percentile			87.6	47.1	10.0	16.4	0.65

FOR ENVIRO-TECH SERVICES



CHECKED BY

For Enviro-Tech Services
Pushkar Mittal
Lab In-charge

AUTHORIZED SIGNATORY

Note:-

1. Test reports without ETS LAB HOLOGRAM are not issued by our laboratory.
2. The results indicated only refer to the tested samples and listed applicable parameters.
3. No complaint will be entertained if received after 7 days of issue of test report.
4. Our liability is limited to invoice value only.
5. The sample shall be destroyed after 15 days & Biological / Perishable sample shall be destroyed immediately after issue of test report.
6. This test report shall not be used in any advertising media or as evidence in the court of Law without prior written permission of the laboratory.



TEST REPORT

TEST REPORT NO.: ETS/2023/06/701-04

DATE OF REPORT: 10.06.2023

AMBIENT AIR QUALITY MONITORING AND ANALYSIS REPORT

Name And Address of Customer : PROPOSED RS BMW SERVICES,

AT PLOT NO. C-20 AT SATHARIYA INDUSTRIAL DEVELOPMENT AUTHORITY
(SIDA) SATHARIYA JAUNPUR, UTTAR PRADESH.,

Analysis Start Date : 07.03.2023
 Analysis End Date : 03.06.2023
 Sampling Done By : ETS STAFF
 Sampling Location : AAQ- 4; J P CHILD CLINIC - HOSPITAL SAHEBGANJ H.N 80, MUNGRA
 BADSHAHPUR, (LAT. -25°38'50.96"N; LONG. -82°11'14.82"E)
 Sampling Method : ETS/STP/AIR-01
 Sampling Machine Placed At Height : 1.5 METER FROM GROUND LEVEL

Test Parameters			Particulate Matter(PM10)	Particulate Matter(PM2.5)	Sulphur Dioxide(SO2)	Nitrogen Dioxide(NO2)	Carbon Monoxide(CO)
Unit			µg/m3	µg/m3	µg/m3	µg/m3	mg/m3
Limit (as Per CPCB)			24 Hrs.=100	24 Hrs.=60	24 Hrs.=80	24 Hrs.=80	1 Hrs.=4
Test Method			IS 5182(P-23)	IS 5182(P-24)	IS: 5182(P-2)	IS: 5182(P-6)	IS 5182 (P-10)
Sl.N.	Monitoring Date	Sample ID	Test Results				
1	03.03.2023	ETS/BM-004	81.3	39.8	6.5	10.6	0.49
2	07.03.2023	ETS/BM-012	74.8	38.1	6.7	11.7	0.37
3	09.03.2023	ETS/BM-020	77.0	37.7	6.2	13.1	0.46
4	14.03.2023	ETS/BM-028	68.8	39.9	7.6	9.6	0.48
5	17.03.2023	ETS/BM-036	72.1	40.4	6.5	11.9	0.43
6	21.03.2023	ETS/BM-044	72.9	43.0	9.5	13.0	0.66
7	24.03.2023	ETS/BM-052	83.4	44.2	6.7	11.7	0.58
8	28.03.2023	ETS/BM-060	79.1	41.9	7.1	10.3	0.55
9	04.04.2023	ETS/BM-068	75.7	39.4	6.8	11.4	0.45
10	07.04.2023	ETS/BM-076	78.0	39.8	6.2	11.7	0.51
11	11.04.2023	ETS/BM-084	86.8	44.3	7.8	13.0	0.43
12	14.04.2023	ETS/BM-092	74.9	44.2	6.7	11.2	0.60
13	18.04.2023	ETS/BM-100	77.5	45.7	7.8	9.3	0.47
14	20.04.2023	ETS/BM-108	72.7	42.9	8.7	16.0	0.44
15	25.04.2023	ETS/BM-116	84.5	46.5	9.3	14.4	0.59
16	28.04.2023	ETS/BM-124	74.0	38.5	8.9	15.8	0.44
17	03.05.2023	ETS/BM-132	75.8	44.0	6.8	14.4	0.45
18	07.05.2023	ETS/BM-140	77.3	41.0	10.0	11.6	0.54
19	09.05.2023	ETS/BM-148	84.4	44.7	6.8	12.7	0.48
20	14.05.2023	ETS/BM-156	76.9	40.8	6.9	14.6	0.62
21	17.05.2023	ETS/BM-164	78.3	46.2	8.6	11.7	0.45
22	21.05.2023	ETS/BM-172	85.6	45.4	7.7	16.3	0.51
23	24.05.2023	ETS/BM-180	77.3	36.3	6.2	13.1	0.46
24	28.05.2023	ETS/BM-188	80.2	39.3	6.4	15.2	0.48
Minimum			68.8	36.3	6.2	9.3	0.37
Maximum			86.8	46.5	10.0	16.3	0.66
Average			77.9	41.8	7.4	12.7	0.50
98 Percentile			86.2	46.3	9.8	16.1	0.64

FOR ENVIRO-TECH SERVICES



CHECKED BY

For Enviro-Tech Services
Pushkar Mittal
Lab In-charge

AUTHORIZED SIGNATORY

Note:-

1. Test reports without ETS LAB HOLOGRAM are not issued by our laboratory.
2. The results indicated only refer to the tested samples and listed applicable parameters.
3. No complaint will be entertained if received after 7 days of issue of test report.
4. Our liability is limited to invoice value only.
5. The sample shall be destroyed after 15 days & Biological / Perishable sample shall be destroyed immediately after issue of test report.
6. This test report shall not be used in any advertising media or as evidence in the court of Law without prior written permission of the laboratory.



TEST REPORT

10.06.2023

TEST REPORT NO.: ETS/2023/06/701-05

DATE OF REPORT:

AMBIENT AIR QUALITY MONITORING AND ANALYSIS REPORT

Name And Address of Customer : PROPOSED RS BMW SERVICES,
 AT PLOT NO. C-20 AT SATHARIYA INDUSTRIAL DEVELOPMENT AUTHORITY
 (SIDA) SATHARIYA JAUNPUR, UTTAR PRADESH.

Analysis Start Date : 05.03.2023
 Analysis End Date : 30.05.2023
 Sampling Done By : ETS STAFF
 Sampling Location : AAQ- 5;NIBHAPUR - TRAIN STATION,(LAT.-25°36'30.58"N;LONG.-82°14'22.73"E)
 Sampling Method : ETS/STP/AIR-01
 Sampling Machine Placed At Height : 1.5 METER FROM GROUND LEVEL

Test Parameters			Particulate Matter(PM10)	Particulate Matter(PM2.5)	Sulphur Dioxide(SO2)	Nitrogen Dioxide(NO2)	Carbon Monoxide(CO)
Unit			µg/m3	µg/m3	µg/m3	µg/m3	mg/m3
Limit (as Per CPCB)			24 Hrs.=100	24 Hrs.=60	24 Hrs.=80	24 Hrs.=80	1 Hrs.=4
Test Method			IS 5182(P-23)	IS 5182(P-24)	IS: 5182(P-2)	IS: 5182(P-6)	IS 5182 (P-10)
Sl.N.	Monitoring Date	Sample ID	Test Results				
1	01.03.2023	ETS/BM-005	88.6	43.4	7.1	11.5	0.53
2	05.03.2023	ETS/BM-013	82.1	41.9	7.4	12.8	0.41
3	08.03.2023	ETS/BM-021	84.3	41.3	6.7	14.3	0.51
4	12.03.2023	ETS/BM-029	76.1	44.1	8.4	10.7	0.53
5	15.03.2023	ETS/BM-037	79.4	44.5	7.1	13.1	0.48
6	19.03.2023	ETS/BM-045	80.2	47.3	10.4	14.3	0.72
7	22.03.2023	ETS/BM-053	90.7	48.1	7.3	12.7	0.63
8	26.03.2023	ETS/BM-061	86.4	45.8	7.8	11.2	0.60
9	02.04.2023	ETS/BM-069	83.0	43.2	7.5	12.5	0.50
10	05.04.2023	ETS/BM-077	85.3	43.5	6.8	12.8	0.55
11	09.04.2023	ETS/BM-085	94.1	48.0	8.5	14.1	0.47
12	12.04.2023	ETS/BM-093	82.2	48.5	7.4	12.3	0.66
13	16.04.2023	ETS/BM-101	84.8	50.0	8.5	10.2	0.51
14	19.04.2023	ETS/BM-109	80.0	47.2	9.6	17.6	0.48
15	23.04.2023	ETS/BM-117	91.8	50.5	10.1	15.6	0.64
16	26.04.2023	ETS/BM-125	81.3	42.3	9.8	17.3	0.49
17	01.05.2023	ETS/BM-133	83.1	48.2	7.5	15.8	0.50
18	05.05.2023	ETS/BM-141	84.6	44.8	11.0	12.7	0.59
19	08.05.2023	ETS/BM-149	91.7	48.6	7.3	13.8	0.52
20	12.05.2023	ETS/BM-157	84.2	44.6	7.6	16.0	0.67
21	15.05.2023	ETS/BM-165	85.6	50.5	9.4	12.8	0.50
22	19.05.2023	ETS/BM-173	92.9	49.2	8.4	17.7	0.56
23	22.05.2023	ETS/BM-181	84.6	39.8	6.8	14.4	0.51
24	26.05.2023	ETS/BM-189	87.5	42.9	7.0	16.6	0.53
Minimum			76.1	39.8	6.7	10.2	0.41
Maximum			94.1	50.5	11.0	17.7	0.72
Average			85.2	45.8	8.1	13.9	0.55
98 Percentile			93.5	50.5	10.7	17.6	0.70

FOR ENVIRO-TECH SERVICES



CHECKED BY

For Enviro-Tech Services
 Pushkar Mittal
 Lab In-charge

AUTHORIZED SIGNATORY

Note:-

1. Test reports without ETS LAB HOLOGRAM are not issued by our laboratory.
2. The results indicated only refer to the tested samples and listed applicable parameters.
3. No complaint will be entertained if received after 7 days of issue of test report.
4. Our liability is limited to invoice value only.
5. The sample shall be destroyed after 15 days & Biological / Perishable sample shall be destroyed immediately after issue of test report.
6. This test report shall not be used in any advertising media or as evidence in the court of Law without prior written permission of the laboratory.

TEST REPORT

TEST REPORT NO.: ETS/2023/06/701-06

DATE OF REPORT: 10.06.2023

AMBIENT AIR QUALITY MONITORING AND ANALYSIS REPORT

Name And Address of Customer : PROPOSED RS BMW SERVICES,
 AT PLOT NO. C-20 AT SATHARIYA INDUSTRIAL DEVELOPMENT AUTHORITY
 (SIDA) SATHARIYA JAUNPUR, UTTAR PRADESH..

Analysis Start Date : 07.03.2023
 Analysis End Date : 03.06.2023
 Sampling Done By : ETS STAFF
 Sampling Location : AAQ- 6; I G C S M COMPUTER INSTITUTE UCHAURA - PANWARA, UTTAR PRADESH, (LAT. -25°38'39.44"N; LONG. -82°15'59.58"E)
 Sampling Method : ETS/STP/AIR-01
 Sampling Machine Placed At Height : 1.5 METER FROM GROUND LEVEL

Test Parameters			Particulate Matter(PM10)	Particulate Matter(PM2.5)	Sulphur Dioxide(SO2)	Nitrogen Dioxide(NO2)	Carbon Monoxide(CO)
Unit			µg/m3	µg/m3	µg/m3	µg/m3	mg/m3
Limit (as Per CPCB)			24 Hrs.=100	24 Hrs.=60	24 Hrs.=80	24 Hrs.=80	1 Hrs.=4
Test Method			IS 5182(P-23)	IS 5182(P-24)	IS: 5182(P-2)	IS: 5182(P-6)	IS 5182 (P-10)
Sl.N.	Monitoring Date	Sample ID	Test Results				
1	03.03.2023	ETS/BM-006	87.3	42.8	7.0	11.3	0.52
2	07.03.2023	ETS/BM-014	80.8	41.2	7.3	12.6	0.40
3	09.03.2023	ETS/BM-022	83.0	40.7	6.6	14.1	0.50
4	14.03.2023	ETS/BM-030	74.8	43.4	8.2	10.5	0.52
5	17.03.2023	ETS/BM-038	78.1	43.7	7.0	12.9	0.47
6	21.03.2023	ETS/BM-046	78.9	46.6	10.3	14.0	0.71
7	24.03.2023	ETS/BM-054	89.4	47.4	7.2	12.5	0.63
8	28.03.2023	ETS/BM-062	85.1	45.1	7.7	11.1	0.60
9	04.04.2023	ETS/BM-070	81.7	42.5	7.4	12.3	0.49
10	07.04.2023	ETS/BM-078	84.0	42.8	6.7	12.6	0.55
11	11.04.2023	ETS/BM-086	92.8	47.3	8.4	13.9	0.46
12	14.04.2023	ETS/BM-094	80.9	47.7	7.3	12.1	0.65
13	18.04.2023	ETS/BM-102	83.5	49.3	8.4	10.0	0.50
14	20.04.2023	ETS/BM-110	78.7	46.4	9.4	17.3	0.47
15	25.04.2023	ETS/BM-118	90.5	49.8	10.0	15.4	0.63
16	28.04.2023	ETS/BM-126	80.0	41.6	9.6	17.0	0.48
17	03.05.2023	ETS/BM-134	81.8	47.4	7.4	15.5	0.49
18	07.05.2023	ETS/BM-142	83.3	44.1	10.8	12.5	0.58
19	09.05.2023	ETS/BM-150	90.4	47.9	7.2	13.6	0.52
20	14.05.2023	ETS/BM-158	82.9	43.9	7.5	15.8	0.66
21	17.05.2023	ETS/BM-166	84.3	49.7	9.3	12.6	0.49
22	21.05.2023	ETS/BM-174	91.6	48.5	8.2	17.4	0.55
23	24.05.2023	ETS/BM-182	83.3	39.2	6.7	14.2	0.50
24	28.05.2023	ETS/BM-190	86.2	42.2	6.9	16.4	0.52
Minimum			74.8	39.2	6.6	10.0	0.40
Maximum			92.8	49.8	10.8	17.4	0.71
Average			83.9	45.1	8.0	13.7	0.54
98 Percentile			92.2	49.8	10.6	17.4	0.69

FOR ENVIRO-TECH SERVICES



CHECKED BY

For Enviro-Tech Services
 Pushkar Mittal
 Lab In-charge

AUTHORIZED SIGNATORY

Note:-

1. Test reports without ETS LAB HOLOGRAM are not issued by our laboratory.
2. The results indicated only refer to the tested samples and listed applicable parameters.
3. No complaint will be entertained if received after 7 days of issue of test report.
4. Our liability is limited to invoice value only.
5. The sample shall be destroyed after 15 days & Biological / Perishable sample shall be destroyed immediately after issue of test report.
6. This test report shall not be used in any advertising media or as evidence in the court of Law without prior written permission of the laboratory.



TEST REPORT

TEST REPORT NO.: ETS/2023/06/701-07

DATE OF REPORT: 10.06.2023

AMBIENT AIR QUALITY MONITORING AND ANALYSIS REPORT

Name And Address of Customer : PROPOSED RS BMW SERVICES,

AT PLOT NO. C-20 AT SATHARIYA INDUSTRIAL DEVELOPMENT AUTHORITY
(SIDA) SATHARIYA JAUNPUR, UTTAR PRADESH.

Analysis Start Date : 05.03.2023
 Analysis End Date : 30.05.2023
 Sampling Done By : ETS STAFF
 Sampling Location : AAQ- 7; R K PRINT & PACK ,SATHARIA INDUSTRIAL ESTATE, SARAI RAI CHANDA, UTTAR PRADESH ,(LAT. -25°39'59.01"N;LONG. -82°13'57.23"E)
 Sampling Method : ETS/STP/AIR-01
 Sampling Machine Placed At Height : 1.5 METER FROM GROUND LEVEL

Test Parameters			Particulate Matter(PM10)	Particulate Matter(PM2.5)	Sulphur Dioxide(SO2)	Nitrogen Dioxide(NO2)	Carbon Monoxide(CO)
Unit			µg/m3	µg/m3	µg/m3	µg/m3	mg/m3
Limit (as Per CPCB)			24 Hrs.=100	24 Hrs.=60	24 Hrs.=80	24 Hrs.=80	1 Hrs.=4
Test Method			IS 5182(P-23)	IS 5182(P-24)	IS: 5182(P-2)	IS: 5182(P-6)	IS 5182 (P-10)
Sl.N.	Monitoring Date	Sample ID	Test Results				
1	01.03.2023	ETS/BM-007	79.6	39.0	6.4	10.3	0.48
2	05.03.2023	ETS/BM-015	73.1	37.3	6.6	11.4	0.37
3	08.03.2023	ETS/BM-023	75.3	36.9	6.0	12.8	0.45
4	12.03.2023	ETS/BM-031	67.1	38.9	7.4	9.4	0.47
5	15.03.2023	ETS/BM-039	70.4	39.4	6.3	11.6	0.42
6	19.03.2023	ETS/BM-047	71.2	42.0	9.3	12.7	0.64
7	22.03.2023	ETS/BM-055	81.7	43.3	6.5	11.4	0.57
8	26.03.2023	ETS/BM-063	77.4	41.0	7.0	10.1	0.54
9	02.04.2023	ETS/BM-071	74.0	38.5	6.7	11.1	0.44
10	05.04.2023	ETS/BM-079	76.3	38.9	6.1	11.4	0.50
11	09.04.2023	ETS/BM-087	85.1	43.4	7.7	12.8	0.43
12	12.04.2023	ETS/BM-095	73.2	43.2	6.6	11.0	0.59
13	16.04.2023	ETS/BM-103	75.8	44.7	7.6	9.1	0.45
14	19.04.2023	ETS/BM-111	71.0	41.9	8.5	15.6	0.43
15	23.04.2023	ETS/BM-119	82.8	45.5	9.1	14.1	0.58
16	26.04.2023	ETS/BM-127	72.3	37.6	8.7	15.4	0.43
17	01.05.2023	ETS/BM-135	74.1	43.0	6.7	14.1	0.44
18	05.05.2023	ETS/BM-143	75.6	40.1	9.8	11.3	0.53
19	08.05.2023	ETS/BM-151	82.7	43.8	6.6	12.4	0.47
20	12.05.2023	ETS/BM-159	75.2	39.9	6.8	14.3	0.60
21	15.05.2023	ETS/BM-167	76.6	45.2	8.4	11.5	0.44
22	19.05.2023	ETS/BM-175	83.9	44.5	7.6	15.9	0.50
23	22.05.2023	ETS/BM-183	75.6	35.5	6.0	12.9	0.45
24	26.05.2023	ETS/BM-191	78.5	38.5	6.3	14.9	0.47
Minimum			67.1	35.5	6.0	9.1	0.37
Maximum			85.1	45.5	9.8	15.9	0.64
Average			76.2	40.9	7.3	12.4	0.49
98 Percentile			84.5	45.4	9.6	15.8	0.62

*****End of Test Report*****

FOR ENVIRO-TECH SERVICES



CHECKED BY

For Enviro-Tech Services
Pushkar Mittal
Lab In-charge

AUTHORIZED SIGNATORY

Note:-

1. Test reports without ETS LAB HOLOGRAM are not issued by our laboratory.
2. The results indicated only refer to the tested samples and listed applicable parameters.
3. No complaint will be entertained if received after 7 days of issue of test report.
4. Our liability is limited to invoice value only.
5. The sample shall be destroyed after 15 days & Biological / Perishable sample shall be destroyed immediately after issue of test report.
6. This test report shall not be used in any advertising media or as evidence in the court of Law without prior written permission of the laboratory.

TEST REPORT

10.06.2023

TEST REPORT NO.: ETS/2023/06/701-08

DATE OF REPORT:

AMBIENT AIR QUALITY MONITORING AND ANALYSIS REPORT

Name And Address of Customer : PROPOSED RS BMW SERVICES,

AT PLOT NO. C-20 AT SATHARIYA INDUSTRIAL DEVELOPMENT AUTHORITY
(SIDA) SATHARIYA JAUNPUR, UTTAR PRADESH.

Analysis Start Date : 05.03.2023
 Analysis End Date : 30.05.2023
 Sampling Done By : ETS STAFF
 Sampling Location : AAQ- 8; SHREE ANJANI PUTRA SHREE BALAJI MAHARAJ TRUST - BIJADHAR MAU, UTTAR PRADESH, (LAT. -25°37'59.34"N; LONG. -82°14'29.16"E)
 Sampling Method : ETS/STP/AIR-01
 Sampling Machine Placed At Height : 1.5 METER FROM GROUND LEVEL

Test Parameters			Particulate Matter (PM10)	Particulate Matter (PM2.5)	Sulphur Dioxide (SO ₂)	Nitrogen Dioxide (NO ₂)	Carbon Monoxide (CO)
Unit			µg/m ³	µg/m ³	µg/m ³	µg/m ³	mg/m ³
Limit (as Per CPCB)			24 Hrs.=100	24 Hrs.=60	24 Hrs.=80	24 Hrs.=80	1 Hrs.=4
Test Method			IS 5182(P-23)	IS 5182(P-24)	IS: 5182(P-2)	IS: 5182(P-6)	IS 5182 (P-10)
Sl.N.	Monitoring Date	Sample ID	Test Results				
1	01.03.2023	ETS/BM-008	83.5	40.9	6.7	10.9	0.50
2	05.03.2023	ETS/BM-016	77.0	39.3	6.9	12.0	0.39
3	08.03.2023	ETS/BM-024	79.2	38.8	6.3	13.5	0.48
4	12.03.2023	ETS/BM-032	71.0	41.2	7.8	9.9	0.50
5	15.03.2023	ETS/BM-040	74.3	41.6	6.7	12.3	0.45
6	19.03.2023	ETS/BM-048	75.1	44.3	9.8	13.4	0.68
7	22.03.2023	ETS/BM-056	85.6	45.4	6.8	12.0	0.60
8	26.03.2023	ETS/BM-064	81.3	43.1	7.3	10.6	0.57
9	02.04.2023	ETS/BM-072	77.9	40.5	7.0	11.7	0.47
10	05.04.2023	ETS/BM-080	80.2	40.9	6.4	12.0	0.52
11	09.04.2023	ETS/BM-088	89.0	45.4	8.0	13.4	0.45
12	12.04.2023	ETS/BM-096	77.1	45.5	6.9	11.6	0.62
13	16.04.2023	ETS/BM-104	79.7	47.0	8.0	9.6	0.48
14	19.04.2023	ETS/BM-112	74.9	44.2	9.0	16.5	0.45
15	23.04.2023	ETS/BM-120	86.7	47.7	9.5	14.7	0.61
16	26.04.2023	ETS/BM-128	76.2	39.6	9.1	16.2	0.46
17	01.05.2023	ETS/BM-136	78.0	45.2	7.0	14.8	0.47
18	05.05.2023	ETS/BM-144	79.5	42.1	10.3	11.9	0.56
19	08.05.2023	ETS/BM-152	86.6	45.9	6.9	13.0	0.49
20	12.05.2023	ETS/BM-160	79.1	41.9	7.1	15.0	0.63
21	15.05.2023	ETS/BM-168	80.5	47.5	8.9	12.1	0.47
22	19.05.2023	ETS/BM-176	87.8	46.5	7.9	16.7	0.53
23	22.05.2023	ETS/BM-184	79.5	37.4	6.4	13.5	0.48
24	26.05.2023	ETS/BM-192	82.4	40.4	6.6	15.7	0.49
Minimum			71.0	37.4	6.3	9.6	0.39
Maximum			89.0	47.7	10.3	16.7	0.68
Average			80.1	43.0	7.6	13.0	0.51
98 Percentile			88.4	47.6	10.1	16.6	0.66

FOR ENVIRO-TECH SERVICES



CHECKED BY

For Enviro-Tech Services
Pushkar Mittal
Lab In-charge

AUTHORIZED SIGNATORY

Note:-

1. Test reports without ETS LAB HOLOGRAM are not issued by our laboratory.
2. The results indicated only refer to the tested samples and listed applicable parameters.
3. No complaint will be entertained if received after 7 days of issue of test report.
4. Our liability is limited to invoice value only.
5. The sample shall be destroyed after 15 days & Biological / Perishable sample shall be destroyed immediately after issue of test report.
6. This test report shall not be used in any advertising media or as evidence in the court of Law without prior written permission of the laboratory.



TEST REPORT

TEST REPORT NO.: ETS/2023/06/701-09

DATE OF REPORT: 10.06.2023

NOISE MONITORING REPORT

Name And Address of Customer : PROPOSED RS BMW SERVICES,
AT PLOT NO. C-20 AT SATHARIYA INDUSTRIAL DEVELOPMENT
AUTHORITY (SIDA) SATHARIYA JAUNPUR, UTTAR PRADESH.

Date of Monitoring : 15.05.2023
Monitoring Start Date : 15.05.2023
Monitoring End Date : 16.05.2023
Duration Of Monitoring : 24 HOURS
Sample ID No : ETS/BM-193
Monitoring Done By : ETS STAFF
Sampling Location : NQ- 1; PROJECT SITE,(LAT.-25°38'56.41"N;LONG.-82°13'56.31"E)
Sampling Method : ETS/STP/NOISE-01
Category Of Area : INDUSTRIAL AREA

S. No.	Test Parameter	Unit	Result	Specification/ Limit (as Per CPCB): Leq dB(A)	Test Method
1	Day Time Noise Level	Leq :dB (A)	60.6	75	IS: 9989
2	Night Time Noise Level	Leq :dB (A)	51.9	70	IS: 9989

Remark: Day time is reckoned in between 06.00 A.M. and 10.00 P.M.
Night time is reckoned in between 10.00 P.M. and 06.00 A.M.

FOR ENVIRO-TECH SERVICES



CHECKED BY
SIGNATORY

For Enviro-Tech Services
Pushkar Mittal
Lab In-charge

AUTHORIZED

- Note:-
1. Test reports without ETS LAB HOLOGRAM are not issued by our laboratory.
 2. The results indicated only refer to the tested samples and listed applicable parameters.
 3. No complaint will be entertained if received after 7 days of issue of test report.
 4. Our liability is limited to invoice value only.
 5. The sample shall be destroyed after 15 days & Biological / Perishable sample shall be destroyed immediately after issue of test report.
 6. This test report shall not be used in any advertising media or as evidence in the court of Law without prior written permission of the laboratory.



TEST REPORT

TEST REPORT NO.: ETS/2023/06/701-10

DATE OF REPORT: 10.06.2023

NOISE MONITORING REPORT

Name And Address of Customer : PROPOSED RS BMW SERVICES,
AT PLOT NO. C-20 AT SATHARIYA INDUSTRIAL DEVELOPMENT
AUTHORITY (SIDA) SATHARIYA JAUNPUR, UTTAR PRADESH

Date of Monitoring : 15.05.2023
Monitoring Start Date : 15.05.2023
Monitoring End Date : 16.05.2023
Duration Of Monitoring : 24 HOURS
Sample ID No : ETS/BM-194
Monitoring Done By : ETS STAFF
Sampling Location : NQ-2; SATHARIYA, UTTAR PRADESH, (LAT. -25°38'54.07"N; LONG. -82°15'5.94"E)
Sampling Method : ETS/STP/NOISE-01
Category Of Area : RESIDENTIAL AREA

S. No.	Test Parameter	Unit	Result	Specification/ Limit (as Per CPCB): Leq dB(A)	Test Method
1	Day Time Noise Level	Leq :dB (A)	53.7	55	IS: 9989
2	Night Time Noise Level	Leq :dB (A)	45.0	45	IS: 9989

Remark: Day time is reckoned in between 06.00 A.M. and 10.00 P.M.
Night time is reckoned in between 10.00 P.M. and 06.00 A.M.

FOR ENVIRO-TECH SERVICES



CHECKED BY
SIGNATORY

For Enviro-Tech Services
Pushkar Mittal
Lab In-charge

AUTHORIZED

- Note:-
1. Test reports without ETS LAB HOLOGRAM are not issued by our laboratory.
 2. The results indicated only refer to the tested samples and listed applicable parameters.
 3. No complaint will be entertained if received after 7 days of issue of test report.
 4. Our liability is limited to invoice value only.
 5. The sample shall be destroyed after 15 days & Biological / Perishable sample shall be destroyed immediately after issue of test report.
 6. This test report shall not be used in any advertising media or as evidence in the court of Law without prior written permission of the laboratory.



TEST REPORT

TEST REPORT NO.: ETS/2023/06/701-11

DATE OF REPORT: 10.06.2023

NOISE MONITORING REPORT

Name And Address of Customer : PROPOSED RS BMW SERVICES,
AT PLOT NO. C-20 AT SATHARIYA INDUSTRIAL DEVELOPMENT AUTHORITY
(SIDA) SATHARIYA JAUNPUR, UTTAR PRADESH.

Date of Monitoring
Monitoring Start Date : 15.05.2023
Monitoring End Date : 15.05.2023
Duration Of Monitoring : 16.05.2023
Sample ID No : 24 HOURS
ETS/BM-195
Monitoring Done By : ETS STAFF
Sampling Location : NQ-3; MUNGRA BADSHAHPUR MANDI, (LAT. -25°39'3.81"N; LONG. -
82°11'55.24"E)
Sampling Method : ETS/STP/NOISE-01
Category Of Area : COMMERCIAL AREA

S. No.	Test Parameter	Unit	Result	Specification/ Limit (as Per CPCB): Leq dB(A)	Test Method
1	Day Time Noise Level	Leq :dB (A)	54.8	65	IS: 9989
2	Night Time Noise Level	Leq :dB (A)	46.1	55	IS: 9989

Remark: Day time is reckoned in between 06.00 A.M. and 10.00 P.M.
Night time is reckoned in between 10.00 P.M. and 06.00 A.M.

FOR ENVIRO-TECH SERVICES



CHECKED BY
SIGNATORY

For Enviro-Tech Services
Pushkar Mittal
Lab In-charge

AUTHORIZED

- Note:-
1. Test reports without ETS LAB HOLOGRAM are not issued by our laboratory.
 2. The results indicated only refer to the tested samples and listed applicable parameters.
 3. No complaint will be entertained if received after 7 days of issue of test report.
 4. Our liability is limited to invoice value only.
 5. The sample shall be destroyed after 15 days & Biological / Perishable sample shall be destroyed immediately after issue of test report.
 6. This test report shall not be used in any advertising media or as evidence in the court of Law without prior written permission of the laboratory.



TEST REPORT

TEST REPORT NO.: ETS/2023/06/701-12

DATE OF REPORT: 10.06.2023

NOISE MONITORING REPORT

Name And Address of Customer : PROPOSED RS BMW SERVICES,
AT PLOT NO. C-20 AT SATHARIYA INDUSTRIAL DEVELOPMENT AUTHORITY
(SIDA) SATHARIYA JAUNPUR, UTTAR PRADESH.

Date of Monitoring : 18.05.2023
Monitoring Start Date : 18.05.2023
Monitoring End Date : 19.05.2023
Duration Of Monitoring : 24 HOURS
Sample ID No : ETS/BM-196
Monitoring Done By : ETS STAFF
Sampling Location : NQ- 4; J P CHILD CLINIC - HOSPITAL, SAHEBGANJ H.N 80, MUNGRA
BADSHAHPUR, (LAT. -25°38'50.96"N; LONG. -82°11'14.82"E)
Sampling Method : ETS/STP/NOISE-01
Category Of Area : SILENCE AREA

S. No.	Test Parameter	Unit	Result	Specification/ Limit (as Per CPCB): Leq dB(A)	Test Method
1	Day Time Noise Level	Leq :dB (A)	48.4	50	IS: 9989
2	Night Time Noise Level	Leq :dB (A)	39.7	40	IS: 9989

Remark: Day time is reckoned in between 06.00 A.M. and 10.00 P.M.
Night time is reckoned in between 10.00 P.M. and 06.00 A.M.

FOR ENVIRO-TECH SERVICES



CHECKED BY
SIGNATORY

For Enviro-Tech Services
Pushkar Mittal
Lab In-charge

AUTHORIZED

- Note:-
1. Test reports without ETS LAB HOLOGRAM are not issued by our laboratory.
 2. The results indicated only refer to the tested samples and listed applicable parameters.
 3. No complaint will be entertained if received after 7 days of issue of test report.
 4. Our liability is limited to invoice value only.
 5. The sample shall be destroyed after 15 days & Biological / Perishable sample shall be destroyed immediately after issue of test report.
 6. This test report shall not be used in any advertising media or as evidence in the court of Law without prior written permission of the laboratory.



TEST REPORT

TEST REPORT NO.: ETS/2023/06/701-13

DATE OF REPORT: 10.06.2023

NOISE MONITORING REPORT

Name And Address of Customer : PROPOSED RS BMW SERVICES,
AT PLOT NO. C-20 AT SATHARIYA INDUSTRIAL DEVELOPMENT AUTHORITY
(SIDA) SATHARIYA JAUNPUR, UTTAR PRADESH.

Date of Monitoring : 18.05.2023
Monitoring Start Date : 18.05.2023
Monitoring End Date : 19.05.2023
Duration Of Monitoring : 24 HOURS
Sample ID No : ETS/BM-197
Monitoring Done By : ETS STAFF
Sampling Location : NQ- 5; NIBHAPUR - TRAIN STATION, (LAT.-25°36'30.58"N; LONG.-
82°14'22.73"E)
Sampling Method : ETS/STP/NOISE-01
Category Of Area : COMMERCIAL AREA

S. No.	Test Parameter	Unit	Result	Specification/ Limit (as Per CPCB): Leq dB(A)	Test Method
1	Day Time Noise Level	Leq :dB (A)	54.8	65	IS: 9989
2	Night Time Noise Level	Leq :dB (A)	46.1	55	IS: 9989

Remark: Day time is reckoned in between 06.00 A.M. and 10.00 P.M.
Night time is reckoned in between 10.00 P.M. and 06.00 A.M.

FOR ENVIRO-TECH SERVICES



CHECKED BY
SIGNATORY

For Enviro-Tech Services
Pushkar Mittal
Lab In-charge

AUTHORIZED

- Note:-
1. Test reports without ETS LAB HOLOGRAM are not issued by our laboratory.
 2. The results indicated only refer to the tested samples and listed applicable parameters.
 3. No complaint will be entertained if received after 7 days of issue of test report.
 4. Our liability is limited to invoice value only.
 5. The sample shall be destroyed after 15 days & Biological / Perishable sample shall be destroyed immediately after issue of test report.
 6. This test report shall not be used in any advertising media or as evidence in the court of Law without prior written permission of the laboratory.



TEST REPORT

TEST REPORT NO.: ETS/2023/06/701-14

DATE OF REPORT: 10.06.2023

NOISE MONITORING REPORT

Name And Address of Customer : PROPOSED RS BMW SERVICES,
AT PLOT NO. C-20 AT SATHARIYA INDUSTRIAL DEVELOPMENT AUTHORITY
(SIDA) SATHARIYA JAUNPUR, UTTAR PRADESH.

Date of Monitoring
Monitoring Start Date : 20.05.2023
Monitoring End Date : 20.05.2023
Duration Of Monitoring : 21.05.2023
Sample ID No : 24 HOURS
ETS/BM-198

Monitoring Done By : ETS STAFF

Sampling Location : NQ-6; I G C S M COMPUTER INSTITUTE UCHAURA - PANWARA, UTTAR
PRADESH, (LAT. -25°38'39.44"N; LONG. -82°15'59.58"E)

Sampling Method : ETS/STP/NOISE-01

Category Of Area : RESIDENTIAL AREA

S. No.	Test Parameter	Unit	Result	Specification/ Limit (as Per CPCB): Leq dB(A)	Test Method
1	Day Time Noise Level	Leq :dB (A)	53.1	55	IS: 9989
2	Night Time Noise Level	Leq :dB (A)	44.4	45	IS: 9989

Remark: Day time is reckoned in between 06.00 A.M. and 10.00 P.M.
Night time is reckoned in between 10.00 P.M. and 06.00 A.M.

FOR ENVIRO-TECH SERVICES



CHECKED BY
SIGNATORY

For Enviro-Tech Services
Pushkar Mittal
Lab In-charge

AUTHORIZED

Note:-

1. Test reports without ETS LAB HOLOGRAM are not issued by our laboratory.
2. The results indicated only refer to the tested samples and listed applicable parameters.
3. No complaint will be entertained if received after 7 days of issue of test report.
4. Our liability is limited to invoice value only.
5. The sample shall be destroyed after 15 days & Biological / Perishable sample shall be destroyed immediately after issue of test report.
6. This test report shall not be used in any advertising media or as evidence in the court of Law without prior written permission of the laboratory.



TEST REPORT

TEST REPORT NO.: ETS/2023/06/701-15

DATE OF REPORT: 10.06.2023

NOISE MONITORING REPORT

Name And Address of Customer : PROPOSED RS BMW SERVICES,
AT PLOT NO. C-20 AT SATHARIYA INDUSTRIAL DEVELOPMENT AUTHORITY
(SIDA) SATHARIYA JAUNPUR, UTTAR PRADESH.

Date of Monitoring : 20.11.2023
Monitoring Start Date : 20.11.2023
Monitoring End Date : 21.05.2023
Duration Of Monitoring : 24 HOURS
Sample ID No : ETS/BM-199
Monitoring Done By : ETS STAFF
Sampling Location : NQ-7;R K PRINT & PACK ,SATHARIA INDUSTRIAL ESTATE, SARAI RAI
CHANDA,UTTAR PRADESH ,(LAT. -25°39'59.01"N;LONG. -82°13'57.23"E)
Sampling Method : ETS/STP/NOISE-01
Category Of Area : INDUSTRIAL AREA

S. No.	Test Parameter	Unit	Result	Specification/ Limit (as Per CPCB): Leq dB(A)	Test Method
1	Day Time Noise Level	Leq :dB (A)	61.9	75	IS: 9989
2	Night Time Noise Level	Leq :dB (A)	53.2	70	IS: 9989

Remark: Day time is reckoned in between 06.00 A.M. and 10.00 P.M.
Night time is reckoned in between 10.00 P.M. and 06.00 A.M.

FOR ENVIRO-TECH SERVICES



CHECKED BY
SIGNATORY

For Enviro-Tech Services
Pushkar Mittal
Lab In-charge

AUTHORIZED

- Note:-
1. Test reports without ETS LAB HOLOGRAM are not issued by our laboratory.
 2. The results indicated only refer to the tested samples and listed applicable parameters.
 3. No complaint will be entertained if received after 7 days of issue of test report.
 4. Our liability is limited to invoice value only.
 5. The sample shall be destroyed after 15 days & Biological / Perishable sample shall be destroyed immediately after issue of test report.
 6. This test report shall not be used in any advertising media or as evidence in the court of Law without prior written permission of the laboratory.



TEST REPORT

TEST REPORT NO.: ETS/2023/06/701-16

DATE OF REPORT: 10.06.2023

NOISE MONITORING REPORT

Name And Address of Customer : PROPOSED RS BMW SERVICES,
AT PLOT NO. C-20 AT SATHARIYA INDUSTRIAL DEVELOPMENT
AUTHORITY (SIDA) SATHARIYA JAUNPUR, UTTAR PRADESH.

Date of Monitoring : 25.05.2023
Monitoring Start Date : 25.05.2023
Monitoring End Date : 26.05.2023
Duration Of Monitoring : 24 HOURS
Sample ID No : ETS/BM-200
Monitoring Done By : ETS STAFF
Sampling Location : NQ-8;SHREE ANJANI PUTRA SHREE BALAJI MAHARAJ TRUST - BIADHAR MAU,
UTTAR PRADESH, (LAT. -25°37'59.34"N; LONG. -82°14'29.16"E)
Sampling Method : ETS/STP/NOISE-01
Category Of Area : SILENCE AREA

S. No.	Test Parameter	Unit	Result	Specification/ Limit (as Per CPCB): Leq dB(A)	Test Method
1	Day Time Noise Level	Leq :dB (A)	48.8	50	IS: 9989
2	Night Time Noise Level	Leq :dB (A)	40.1	40	IS: 9989

Remark: Day time is reckoned in between 06.00 A.M. and 10.00 P.M.
Night time is reckoned in between 10.00 P.M. and 06.00 A.M.

FOR ENVIRO-TECH SERVICES



CHECKED BY
SIGNATORY

For Enviro-Tech Services
Pushkar Mittal
Lab In-charge

AUTHORIZED

- Note:-
1. Test reports without ETS LAB HOLOGRAM are not issued by our laboratory.
 2. The results indicated only refer to the tested samples and listed applicable parameters.
 3. No complaint will be entertained if received after 7 days of issue of test report.
 4. Our liability is limited to invoice value only.
 5. The sample shall be destroyed after 15 days & Biological / Perishable sample shall be destroyed immediately after issue of test report.
 6. This test report shall not be used in any advertising media or as evidence in the court of Law without prior written permission of the laboratory.



TEST REPORT

TEST REPORT NO.: ETS/2023/06/701-33

DATE OF REPORT: 10.06.2023

WATER SAMPLE ANALYSIS REPORT

Name And Address of Customer : PROPOSED RS BMW SERVICES,
 AT PLOT NO. C-20 AT SATHARIYA INDUSTRIAL DEVELOPMENT
 AUTHORITY (SIDA) SATHARIYA JAUNPUR, UTTAR PRADESH.

Date of Sampling 15.05.2023
 Analysis Start Date 18.05.2023
 Analysis End Date 22.05.2023
 Sample ID No ETS/BM-217
 Sampling Done By ETS STAFF
 Sampling Description **SURFACE WATER**
 Sampling Location SW-1;SHREE ANJANI PUTRA SHREE BALAJI MAHARAJ TRUST - BIJADHAR
 MAU, UTTAR PRADESH, (LAT. -25°37'59.34"N; LONG. -82°14'29.16"E)

Sampling Method ETS/STP/WATER-02
 Sample Quantity 2.0 + 0.5 Ltr
 Packing Condition SEALED
 Packed In P.V.C. AND GLASS BOTTLE

S. No.	Test Parameter	Unit	Result	Test Method
1	Temperature	°C	26.0	APHA 2550-B
2	Colour	Hazen	6.19	APHA 2120-B
3	Odour	...	Odourless	APHA 2150-B
4	pH	...	7.19	APHA 4500-H+
5	Total Dissolved Solids.(TDS)	mg/L	589.6	APHA 2540-C
6	Biological Oxygen Demand(BOD3d270C)	mg/L	59.2	IS: 3025 (Part-44)
7	Chemical Oxygen Demand.(COD)	mg/L	201.3	APHA 5220-B
8	Calcium.(Ca)	mg/L	93.5	APHA 3500:(Ca)-B
9	Turbidity	NTU	6.19	APHA 2130-B
10	Total Hardness.(CaCO3)	mg/L	280.4	APHA 2340-C
11	Dissolved Oxygen(DO)	mg/L	6.00	APHA 4500:(O)-C
12	Anionic Detergent.(MBAS)	mg/L	< 0.01	APHA 5540-C
13	Magnesium.(Mg)	mg/L	11.2	APHA 3500:(Mg)-B
14	Chloride.(Cl)	mg/L	57.5	APHA 4500:(Cl)-B
15	Conductivity	µs/cm	893.3	APHA 2510-B
16	Nitrate.(NO3)	mg/L	3.27	APHA 4500:(NO3)-B
17	Sulphate.(SO4)	mg/L	82.7	APHA 4500:(SO4)-E
18	Potassium.(K)	mg/L	12.1	APHA-3120B
19	Fluoride.(F)	mg/L	0.24	APHA 4500:(F)-D
20	Chromium.(Cr+6)	mg/L	< 0.01	APHA 3500:(Cr)-B
21	Cyanide.(CN)	mg/L	N.D.	APHA 4500:(CN)-D
22	Cadmium.(Cd)	mg/L	< 0.01	APHA 3120B
23	Sodium.(Na)	mg/L	80.5	APHA-3120B
24	Copper.(Cu)	mg/L	< 0.01	APHA 3120B
25	Iron.(Fe)	mg/L	0.18	APHA-3120B
26	Boron.(B)	mg/L	< 0.01	APHA 4500:(B)-C
27	Zinc.(Zn)	mg/L	< 0.01	APHA-3120B
28	Manganese.(Mn)	mg/L	< 0.01	APHA-3120B
29	Phenolic Compound.(C6H5OH)	mg/L	< 0.001	APHA 5530-C
30	Mineral Oil	mg/L	< 0.5	IS 3025 (Part-39)
31	Total Coliform Count	MPN/100mL	> 1600	IS 1622
32	Fecal Coliform (FC)	MPN/100mL	> 1600	IS 1622

FOR ENVIRO-TECH SERVICES



CHECKED BY

For Enviro-Tech Services
Pankaj Mittal
Lab in-charge

AUTHORIZED SIGNATORY

Note:-

1. Test reports without ETS LAB HOLOGRAM are not issued by our laboratory.
2. The results indicated only refer to the tested samples and listed applicable parameters.
3. No complaint will be entertained if received after 7 days of issue of test report.
4. Our liability is limited to invoice value only.
5. The sample shall be destroyed after 15 days & Biological / Perishable sample shall be destroyed immediately after issue of test report.
6. This test report shall not be used in any advertising media or as evidence in the court of Law without prior written permission of the laboratory.



TEST REPORT

TEST REPORT NO.: ETS/2023/06/701-34

DATE OF REPORT: 10.06.2023

WATER SAMPLE ANALYSIS REPORT

Name And Address of Customer : PROPOSED RS BMW SERVICES,
 AT PLOT NO. C-20 AT SATHARIYA INDUSTRIAL DEVELOPMENT
 AUTHORITY (SIDA) SATHARIYA JAUNPUR, UTTAR PRADESH.

Date of Sampling 15.05.2023
 Analysis Start Date 18.05.2023
 Analysis End Date 22.05.2023
 Sample ID No ETS/BM-218
 Sampling Done By ETS STAFF
 Sampling Description SURFACE WATER
 Sampling Location SW-2:SATA HARIYA, UTTAR PRADESH CANAL ,(LAT.-25°38'54.07"N;LONG.-82°15'5.94"E)
 Sampling Method ETS/STP/WATER-02
 Sample Quantity 2.0 + 0.5 Ltr
 Packing Condition SEALED
 Packed In P.V.C. AND GLASS BOTTLE

S. No.	Test Parameter	Unit	Result	Test Method
1	Temperature	o C	26.2	APHA 2550-B
2	Colour	Hazen	7.19	APHA 2120-B
3	Odour	...	Odourless	APHA 2150-B
4	pH	...	7.23	APHA 4500-H+
5	Total Dissolved Solids,(TDS)	mg/L	618.2	APHA 2540-C
6	Biological Oxygen Demand(BOD3d270C)	mg/L	63.9	IS: 3025 (Part-44)
7	Chemical Oxygen Demand,(COD)	mg/L	217.4	APHA 5220-B
8	Calcium,(Ca)	mg/L	100.9	APHA 3500:(Ca)-B
9	Turbidity	NTU	7.19	APHA 2130-B
10	Total Hardness,(CaCO3)	mg/L	302.8	APHA 2340-C
11	Dissolved Oxygen(DO)	mg/L	6.48	APHA 4500:(O)-C
12	Anionic Detergent,(MBAS)	mg/L	< 0.01	APHA 5540-C
13	Magnesium,(Mg)	mg/L	12.1	APHA 3600:(Mg) B
14	Chloride,(Cl)	mg/L	62.1	APHA 4500:(Cl-)-B
15	Conductivity	µs/cm	922.6	APHA 2510-B
16	Nitrate,(NO3)	mg/L	3.53	APHA 4500:(NO3-)-B
17	Sulphate,(SO4)	mg/L	89.3	APHA 4500:(SO4)-E
18	Potassium,(K)	mg/L	13.6	APHA-3120B
19	Fluoride,(F)	mg/L	0.22	APHA 4500:(F-)-D
20	Chromium,(Cr+6)	mg/L	< 0.01	APHA 3500:(Cr)-B
21	Cyanide,(CN)	mg/L	N.D.	APHA 4500:(CN)-D
22	Cadmium,(Cd)	mg/L	< 0.01	APHA 3120B
23	Sodium,(Na)	mg/L	90.4	APHA-3120B
24	Copper,(Cu)	mg/L	< 0.01	APHA 3120B
25	Iron,(Fe)	mg/L	0.15	APHA-3120B
26	Boron,(B)	mg/L	< 0.01	APHA 4500:(B)-C
27	Zinc,(Zn)	mg/L	< 0.01	APHA-3120B
28	Manganese,(Mn)	mg/L	< 0.01	APHA-3120B
29	Phenolic Compound,(C6H5OH)	mg/L	< 0.001	APHA 5530-C
30	Mineral Oil	mg/L	< 0.5	IS 3025 (Part-39)
31	Total Coliform Count	MPN/100mL	> 1600	IS 1622
32	Fecal Coliform (FC)	MPN/100mL	> 1600	IS 1622

FOR ENVIRO-TECH SERVICES



CHECKED BY

For Enviro-Tech Services
 Pankaj Mittal
 Lab in-charge

AUTHORIZED SIGNATORY

Note:-

1. Test reports without ETS LAB HOLOGRAM are not issued by our laboratory.
2. The results indicated only refer to the tested samples and listed applicable parameters.
3. No complaint will be entertained if received after 7 days of issue of test report.
4. Our liability is limited to invoice value only.
5. The sample shall be destroyed after 15 days & Biological / Perishable sample shall be destroyed immediately after issue of test report.
6. This test report shall not be used in any advertising media or as evidence in the court of Law without prior written permission of the laboratory.



TEST REPORT

TEST REPORT NO.: ETS/2023/06/701-35

DATE OF REPORT: 10.06.2023

WATER SAMPLE ANALYSIS REPORT

Name And Address of Customer : PROPOSED RS BMW SERVICES,
 AT PLOT NO. C-20 AT SATHARIYA INDUSTRIAL DEVELOPMENT
 AUTHORITY (SIDA) SATHARIYA JAUNPUR, UTTAR PRADESH.

Date of Sampling 20.05.2023
 Analysis Start Date 23.05.2023
 Analysis End Date 26.05.2023
 Sample ID No ETS/BM-219
 Sampling Done By ETS STAFF
 Sampling Description SURFACE WATER
 Sampling Location SW-3; POND, (LAT. -25°37'39.84"N; LONG. -82°14'8.80"E)

Sampling Method ETS/STP/WATER-02
 Sample Quantity 2.0 + 0.5 Ltr
 Packing Condition SEALED
 Packed In P.V.C. AND GLASS BOTTLE

S. No.	Test Parameter	Unit	Result	Test Method
1	Temperature	o C	26.4	APHA 2550-B
2	Colour	Hazen	6.19	APHA 2120-B
3	Odour	...	Odourless	APHA 2150-B
4	pH	...	7.28	APHA 4500-H+
5	Total Dissolved Solids,(TDS)	mg/L	593.3	APHA 2540-C
6	Biological Oxygen Demand(BOD3d270C)	mg/L	52.1	IS: 3025 (Part-44)
7	Chemical Oxygen Demand,(COD)	mg/L	177.2	APHA 5220-B
8	Calcium,(Ca)	mg/L	82.3	APHA 3500:(Ca)-B
9	Turbidity	NTU	5.19	APHA 2130-B
10	Total Hardness,(CaCO3)	mg/L	246.8	APHA 2340-C
11	Dissolved Oxygen(DO)	mg/L	5.28	APHA 4500:(O)-C
12	Anionic Detergent,(MBAS)	mg/L	< 0.01	APHA 5540-C
13	Magnesium,(Mg)	mg/L	9.87	APHA 3600:(Mg) B
14	Chloride,(Cl)	mg/L	50.6	APHA 4500:(Cl-) -B
15	Conductivity	µs/cm	899.0	APHA 2510-B
16	Nitrate,(NO3)	mg/L	2.88	APHA 4500:(NO3-) -B
17	Sulphate,(SO4)	mg/L	72.8	APHA 4500:(SO4)-E
18	Potassium,(K)	mg/L	14.4	APHA-3120B
19	Fluoride,(F)	mg/L	0.23	APHA 4500:(F-) -D
20	Chromium,(Cr+6)	mg/L	< 0.01	APHA 3500:(Cr)-B
21	Cyanide,(CN)	mg/L	N.D.	APHA 4500:(CN-) -D
22	Cadmium,(Cd)	mg/L	< 0.01	APHA 3120B
23	Sodium,(Na)	mg/L	86.6	APHA-3120B
24	Copper,(Cu)	mg/L	< 0.01	APHA 3120B
25	Iron,(Fe)	mg/L	0.21	APHA-3120B
26	Boron,(B)	mg/L	< 0.01	APHA 4500:(B)-C
27	Zinc,(Zn)	mg/L	< 0.01	APHA-3120B
28	Manganese,(Mn)	mg/L	< 0.01	APHA-3120B
29	Phenolic Compound,(C6H5OH)	mg/L	< 0.001	APHA 5530-C
30	Mineral Oil	mg/L	< 0.5	IS 3025 (Part-39)
31	Total Coliform Count	MPN/100mL	> 1600	IS 1622
32	Fecal Coliform (FC)	MPN/100mL	> 1600	IS 1622

FOR ENVIRO-TECH SERVICES



CHECKED BY

For Enviro-Tech Services
 Pankaj Mittal
 Lab in-charge

AUTHORIZED SIGNATORY

Note:-

1. Test reports without ETS LAB HOLOGRAM are not issued by our laboratory.
2. The results indicated only refer to the tested samples and listed applicable parameters.
3. No complaint will be entertained if received after 7 days of issue of test report.
4. Our liability is limited to invoice value only.
5. The sample shall be destroyed after 15 days & Biological / Perishable sample shall be destroyed immediately after issue of test report.
6. This test report shall not be used in any advertising media or as evidence in the court of Law without prior written permission of the laboratory.

TEST REPORT

TEST REPORT NO.: ETS/2023/06/701-36

DATE OF REPORT: 10.06.2023

WATER SAMPLE ANALYSIS REPORT

Name And Address of Customer : PROPOSED RS BMW SERVICES,
AT PLOT NO. C-20 AT SATHARIYA INDUSTRIAL DEVELOPMENT
AUTHORITY (SIDA) SATHARIYA JAUNPUR, UTTAR PRADESH.

Date of Sampling 20.05.2023
Analysis Start Date 23.05.2023
Analysis End Date 26.05.2023
Sample ID No ETS/BM-220
Sampling Done By ETS STAFF
Sampling Description SURFACE WATER
Sampling Location SW-4; RIVER VARNA, (LAT.-25°35'0.15"N;LONG.-82°11'46.66"E)

Sampling Method ETS/STP/WATER-02
Sample Quantity 2.0 + 0.5 Ltr
Packing Condition SEALED
Packed In P.V.C. AND GLASS BOTTLE

S. No.	Test Parameter	Unit	Result	Test Method
1	Temperature	°C	26.1	APHA 2550-B
2	Colour	Hazen	7.19	APHA 2120-B
3	Odour	...	Odourless	APHA 2150-B
4	pH	...	7.21	APHA 4500-H+
5	Total Dissolved Solids,(TDS)	mg/L	580.4	APHA 2540-C
6	Biological Oxygen Demand(BOD3d270C)	mg/L	56.2	IS: 3025 (Part-44)
7	Chemical Oxygen Demand,(COD)	mg/L	191.3	APHA 5220-B
8	Calcium,(Ca)	mg/L	88.8	APHA 3500:(Ca)-B
9	Turbidity	NTU	7.19	APHA 2130-B
10	Total Hardness,(CaCO3)	mg/L	266.4	APHA 2340-C
11	Dissolved Oxygen(DO)	mg/L	5.70	APHA 4500:(O)-C
12	Anionic Detergent,(MBAS)	mg/L	< 0.01	APHA 5540-C
13	Magnesium,(Mg)	mg/L	10.7	APHA 3600:(Mg)-B
14	Chloride,(Cl)	mg/L	54.6	APHA 4500:(Cl)-B
15	Conductivity	µs/cm	866.3	APHA 2510-B
16	Nitrate,(NO3)	mg/L	3.10	APHA 4500:(NO3)-B
17	Sulphate,(SO4)	mg/L	78.6	APHA 4500:(SO4)-E
18	Potassium,(K)	mg/L	11.5	APHA-3120B
19	Fluoride,(F)	mg/L	0.29	APHA 4500:(F)-D
20	Chromium,(Cr+6)	mg/L	< 0.01	APHA 3500:(Cr)-B
21	Cyanide,(CN)	mg/L	N.D.	APHA 4500:(CN)-D
22	Cadmium,(Cd)	mg/L	< 0.01	APHA 3120B
23	Sodium,(Na)	mg/L	95.2	APHA-3120B
24	Copper,(Cu)	mg/L	< 0.01	APHA 3120B
25	Iron,(Fe)	mg/L	0.25	APHA-3120B
26	Boron,(B)	mg/L	< 0.01	APHA 4500:(B)-C
27	Zinc,(Zn)	mg/L	< 0.01	APHA-3120B
28	Manganese,(Mn)	mg/L	< 0.01	APHA-3120B
29	Phenolic Compound,(C6H5OH)	mg/L	< 0.001	APHA 5530-C
30	Mineral Oil	mg/L	< 0.5	IS 3025 (Part-39)
31	Total Coliform Count	MPN/100mL	> 1600	IS 1622
32	Fecal Coliform (FC)	MPN/100mL	> 1600	IS 1622

Page 1 of 1

FOR ENVIRO-TECH SERVICES



CHECKED BY

For Enviro-Tech Services
Pankaj Mittal
Lab in-charge

AUTHORIZED SIGNATORY

Note:-

1. Test reports without ETS LAB HOLOGRAM are not issued by our laboratory.
2. The results indicated only refer to the tested samples and listed applicable parameters.
3. No complaint will be entertained if received after 7 days of issue of test report.
4. Our liability is limited to invoice value only.
5. The sample shall be destroyed after 15 days & Biological / Perishable sample shall be destroyed immediately after issue of test report.
6. This test report shall not be used in any advertising media or as evidence in the court of Law without prior written permission of the laboratory.



TEST REPORT

TEST REPORT NO.: ETS/2023/06/701-25

DATE OF REPORT: 10.06.2023

WATER SAMPLE ANALYSIS REPORT

Name And Address of Customer : PROPOSED RS BMW SERVICES,
AT PLOT NO. C-20 AT SATHARIYA INDUSTRIAL DEVELOPMENT AUTHORITY
(SIDA) SATHARIYA JAUNPUR, UTTAR PRADESH.

Date of Sampling 24.05.2023
Analysis Start Date 27.05.2023
Analysis End Date 30.05.2023
Sample ID No ETS/BM-209
Sampling Done By ETS STAFF
Sampling Description GROUND WATER
Sampling Location GW- 1; SAROKHANPUR, (LAT.-25°38'59.47"N;LONG.-82°13'21.31"E)

Sampling Method ETS/STP/WATER-02
Sample Quantity 2.0 + 0.5 Ltr
Packing Condition SEALED
Packed In P.V.C. AND GLASS BOTTLE

S. No.	Test Parameter	Unit	Result	Specification/Limit (As per IS:10500: 2012)		Test Method
				Desirable	Permissible	
1	Temperature	o C	26.4	Not Specified	Not Specified	APHA 2550-B
2	Colour	Hazen	<5.0	5	15	APHA 2120-B
3	Odour	Qualitative	Agreeable	Agreeable	Agreeable	APHA 2150-B
4	Taste	Qualitative	Agreeable	Agreeable	Agreeable	APHA 2160-C
5	pH	...	7.28	6.5 - 8.5	No relaxation	APHA 4500-H+
6	Turbidity	NTU	<1.0	1	5	APHA 2130-B
7	Total Dissolved Solids,(TDS)	mg/L	327.6	500	2000	APHA 2540-C
8	Fluoride,(F)	mg/L	0.16	1	1.5	APHA 4500:(F-)D
9	Total Alkalinity,(CaCO3)	mg/L	182.0	200	600	APHA 2320-B
10	Total Hardness,(CaCO3)	mg/L	145.6	200	600	APHA 2340-C
11	Calcium,(Ca)	mg/L	47.8	75	200	APHA 3500:(Ca)-B
12	Chloride,(Cl)	mg/L	74.3	250	1000	APHA 4500:(Cl-)B
13	Magnesium,(Mg)	mg/L	6.25	30	100	APHA 3500:(Mg)-B
14	Nitrate,(NO3)	mg/L	1.26	45	No relaxation	APHA 4500:(NO3)-B
15	Sulphate,(SO4)	mg/L	51.8	200	400	APHA 4500:(SO4)-E
16	Boron,(B)	mg/L	< 0.01	0.5	1	APHA 4500:(B)-C
17	Aluminium,(Al)	mg/L	< 0.01	0.03	0.2	APHA-3120B
18	Arsenic,(As)	mg/L	< 0.01	0.01	No relaxation	APHA 3120B
19	Cadmium,(Cd)	mg/L	< 0.001	0.003	No relaxation	APHA 3120B
20	Chromium,(Cr)	mg/L	< 0.01	0.05	No relaxation	APHA-3120B
21	Copper,(Cu)	mg/L	< 0.01	0.05	1.5	APHA 3120B
22	Iron,(Fe)	mg/L	< 0.05	1	No relaxation	APHA-3120B
23	Lead,(Pb)	mg/L	< 0.01	0.01	No relaxation	APHA-3120B
24	Manganese,(Mn)	ug/L	< 0.01	0.1	0.3	APHA-3120B
25	Mercury,(Hg)	mg/L	< 0.001	0.001	No relaxation	APHA-3114C
26	Selenium,(Se)	mg/L	< 0.01	0.01	No relaxation	APHA-3120B
27	Zinc,(Zn)	mg/L	< 0.01	5	15	APHA-3120B
28	Anionic Detergent,(MBAS)	mg/L	< 0.01	0.2	1	APHA 5540-C
29	Mineral Oil	mg/L	< 0.5	0.5	No relaxation	IS 3025 (Part-39)
30	Phenolic Compound,(C6H5OH)	mg/L	< 0.001	0.001	0.002	APHA 5530-C
31	Conductivity	µs/cm	514.3	Not Specified	Not Specified	APHA 2510-B:
32	Total Coliform Count	per 100mL	Absent	Shall not be detectable	IS 15185	IS 15185
33	Escherichia coli	per 100mL	Absent	Shall not be detectable	IS 15185	IS 15185

FOR ENVIRO-TECH SERVICES



CHECKED BY

For Enviro-Tech Services
Poojika Mittal
Lab in-charge

AUTHORIZED SIGNATORY

Note:-

1. Test reports without ETS LAB HOLOGRAM are not issued by our laboratory.
2. The results indicated only refer to the tested samples and listed applicable parameters.
3. No complaint will be entertained if received after 7 days of issue of test report.
4. Our liability is limited to invoice value only.
5. The sample shall be destroyed after 15 days & Biological / Perishable sample shall be destroyed immediately after issue of test report.
6. This test report shall not be used in any advertising media or as evidence in the court of Law without prior written permission of the laboratory.

TEST REPORT

TEST REPORT NO.: ETS/2023/06/701-26

DATE OF REPORT: 10.06.2023

WATER SAMPLE ANALYSIS REPORT

Name And Address of Customer : PROPOSED RS BMW SERVICES,
 AT PLOT NO. C-20 AT SATHARIYA INDUSTRIAL DEVELOPMENT AUTHORITY
 (SIDA) SATHARIYA JAUNPUR, UTTAR PRADESH.

Date of Sampling 10.05.2023
 Analysis Start Date 13.05.2023
 Analysis End Date 26.05.2023
 Sample ID No ETS/BM-210
 Sampling Done By ETS STAFF
 Sampling Description **GROUND WATER**
 Sampling Location **GW- 2; MUNGRA BADSHAHPUR, (LAT. -25°39'29.32"N; LONG. -82°11'30.12"E)**

Sampling Method ETS/STP/WATER-02
 Sample Quantity 2.0 + 0.5 Ltr
 Packing Condition SEALED
 Packed In P.V.C. AND GLASS BOTTLE

S. No.	Test Parameter	Unit	Result	Specification/Limit (As per IS:10500: 2012)		Test Method
				Desirable	Permissible	
1	Temperature	o C	26.2	Not Specified	Not Specified	APHA 2550-B
2	Colour	Hazen	<5.0	5	15	APHA 2120-B
3	Odour	Qualitative	Agreeable	Agreeable	Agreeable	APHA 2150-B
4	Taste	Qualitative	Agreeable	Agreeable	Agreeable	APHA 2160-C
5	pH	...	7.31	6.5 - 8.5	No relaxation	APHA 4500-H+
6	Turbidity	NTU	<1.0	1	5	APHA 2130-B
7	Total Dissolved Solids,(TDS)	mg/L	332.6	500	2000	APHA 2540-C
8	Fluoride,(F)	mg/L	0.20	1	1.5	APHA 4500:(F-)D
9	Total Alkalinity,(CaCO3)	mg/L	182.8	200	600	APHA 2320-B
10	Total Hardness,(CaCO3)	mg/L	153.5	200	600	APHA 2340-C
11	Calcium,(Ca)	mg/L	48.9	75	200	APHA 3500:(Ca)-B
12	Chloride,(Cl)	mg/L	74.6	250	1000	APHA 4500:(Cl-)B
13	Magnesium,(Mg)	mg/L	7.50	30	100	APHA 3500:(Mg)-B
14	Nitrate,(NO3)	mg/L	1.24	45	No relaxation	APHA 4500:(NO3-)B
15	Sulphate,(SO4)	mg/L	53.0	200	400	APHA 4500:(SO4)-E
16	Boron,(B)	mg/L	< 0.01	0.5	1	APHA 4500:(B)-C
17	Aluminium,(Al)	mg/L	< 0.01	0.03	0.2	APHA-3120B
18	Arsenic,(As)	mg/L	< 0.01	0.01	No relaxation	APHA 3120B
19	Cadmium,(Cd)	mg/L	< 0.001	0.003	No relaxation	APHA 3120B
20	Chromium,(Cr)	mg/L	< 0.01	0.05	No relaxation	APHA-3120B
21	Copper,(Cu)	mg/L	< 0.01	0.05	1.5	APHA 3120B
22	Iron,(Fe)	mg/L	< 0.05	1	No relaxation	APHA-3120B
23	Lead,(Pb)	mg/L	< 0.01	0.01	No relaxation	APHA-3120B
24	Manganese,(Mn)	ug/L	< 0.01	0.1	0.3	APHA-3120B
25	Mercury,(Hg)	mg/L	< 0.001	0.001	No relaxation	APHA-3114C
26	Selenium,(Se)	mg/L	< 0.01	0.01	No relaxation	APHA-3120B
27	Zinc,(Zn)	mg/L	< 0.01	5	15	APHA-3120B
28	Anionic Detergent,(MBAS)	mg/L	< 0.01	0.2	1	APHA 5540-C
29	Mineral Oil	mg/L	< 0.5	0.5	No relaxation	IS 3025 (Part-39)
30	Phenolic Compound,(C6H5OH)	mg/L	< 0.001	0.001	0.002	APHA 5530-C
31	Conductivity	µs/cm	505.6	Not Specified	Not Specified	APHA 2510-B:
32	Total Coliform Count	per 100mL	Absent	Shall not be detectable		IS 15185
33	Escherichia coli	per 100mL	Absent	Shall not be detectable		IS 15185



Note:-

1. Test reports without ETS LAB HOLOGRAM are not issued by our laboratory.
2. The results indicated only refer to the tested samples and listed applicable parameters.
3. No complaint will be entertained if received after 7 days of issue of test report.
4. Our liability is limited to invoice value only.
5. The sample shall be destroyed after 15 days & Biological / Perishable sample shall be destroyed immediately after issue of test report.
6. This test report shall not be used in any advertising media or as evidence in the court of Law without prior written permission of the laboratory.

TEST REPORT

TEST REPORT NO.: ETS/2023/06/701-27

DATE OF REPORT: 10.06.2023

WATER SAMPLE ANALYSIS REPORT

Name And Address of Customer : PROPOSED RS BMW SERVICES,
 AT PLOT NO. C-20 AT SATHARIYA INDUSTRIAL DEVELOPMENT AUTHORITY
 (SIDA) SATHARIYA JAUNPUR, UTTAR PRADESH.

Date of Sampling 10.05.2023
 Analysis Start Date 13.05.2023
 Analysis End Date 26.05.2023
 Sample ID No ETS/BM-211
 Sampling Done By ETS STAFF
 Sampling Description **GROUND WATER**
 Sampling Location **GW- 3; NIBHAPUR, UTTAR PRADESH, (LAT. -25°37'8.01"N; LONG. -82°13'38.60"E)**

Sampling Method ETS/STP/WATER-02
 Sample Quantity 2.0 + 0.5 Ltr
 Packing Condition SEALED
 Packed In P.V.C. AND GLASS BOTTLE

S. No.	Test Parameter	Unit	Result	Specification/Limit (As per IS:10500: 2012)		Test Method
				Desirable	Permissible	
1	Temperature	o C	25.8	Not Specified	Not Specified	APHA 2550-B
2	Colour	Hazen	<5.0	5	15	APHA 2120-B
3	Odour	Qualitative	Agreeable	Agreeable	Agreeable	APHA 2150-B
4	Taste	Qualitative	Agreeable	Agreeable	Agreeable	APHA 2160-C
5	pH	...	7.25	6.5 - 8.5	No relaxation	APHA 4500-H+
6	Turbidity	NTU	<1.0	1	5	APHA 2130-B
7	Total Dissolved Solids,(TDS)	mg/L	328.4	500	2000	APHA 2540-C
8	Fluoride,(F)	mg/L	0.18	1	1.5	APHA 4500:(F-)D
9	Total Alkalinity,(CaCO3)	mg/L	188.5	200	600	APHA 2320-B
10	Total Hardness,(CaCO3)	mg/L	174.0	200	600	APHA 2340-C
11	Calcium,(Ca)	mg/L	56.9	75	200	APHA 3500:(Ca)-B
12	Chloride,(Cl)	mg/L	74.0	250	1000	APHA 4500:(Cl-)B
13	Magnesium,(Mg)	mg/L	7.61	30	100	APHA 3500:(Mg)-B
14	Nitrate,(NO3)	mg/L	1.25	45	No relaxation	APHA 4500:(NO3-)B
15	Sulphate,(SO4)	mg/L	54.8	200	400	APHA 4500:(SO4)-E
16	Boron,(B)	mg/L	< 0.01	0.5	1	APHA 4500:(B)-C
17	Aluminium,(Al)	mg/L	< 0.01	0.03	0.2	APHA-3120B
18	Arsenic,(As)	mg/L	< 0.01	0.01	No relaxation	APHA 3120B
19	Cadmium,(Cd)	mg/L	< 0.001	0.003	No relaxation	APHA 3120B
20	Chromium,(Cr)	mg/L	< 0.01	0.05	No relaxation	APHA-3120B
21	Copper,(Cu)	mg/L	< 0.01	0.05	1.5	APHA 3120B
22	Iron,(Fe)	mg/L	< 0.05	1	No relaxation	APHA-3120B
23	Lead,(Pb)	mg/L	< 0.01	0.01	No relaxation	APHA-3120B
24	Manganese,(Mn)	ug/L	< 0.01	0.1	0.3	APHA-3120B
25	Mercury,(Hg)	mg/L	< 0.001	0.001	No relaxation	APHA-3114C
26	Selenium,(Se)	mg/L	< 0.01	0.01	No relaxation	APHA-3120B
27	Zinc,(Zn)	mg/L	< 0.01	5	15	APHA-3120B
28	Anionic Detergent,(MBAS)	mg/L	< 0.01	0.2	1	APHA 5540-C
29	Mineral Oil	mg/L	< 0.5	0.5	No relaxation	IS 3025 (Part-39)
30	Phenolic Compound,(C6H5OH)	mg/L	< 0.001	0.001	0.002	APHA 5530-C
31	Conductivity	µs/cm	515.6	Not Specified	Not Specified	APHA 2510-B:
32	Total Coliform Count	per 100mL	Absent	Shall not be detectable		IS 15185
33	Escherichia coli	per 100mL	Absent	Shall not be detectable		IS 15185

Page 1 of 1

FOR ENVIRO-TECH SERVICES



CHECKED BY

For Enviro-Tech Services
 Pankaj Mittal
 Lab in-charge

AUTHORIZED SIGNATORY

Note:-

1. Test reports without ETS LAB HOLOGRAM are not issued by our laboratory.
2. The results indicated only refer to the tested samples and listed applicable parameters.
3. No complaint will be entertained if received after 7 days of issue of test report.
4. Our liability is limited to invoice value only.
5. The sample shall be destroyed after 15 days & Biological / Perishable sample shall be destroyed immediately after issue of test report.
6. This test report shall not be used in any advertising media or as evidence in the court of Law without prior written permission of the laboratory.

TEST REPORT

TEST REPORT NO.: ETS/2023/06/701-28

DATE OF REPORT: 10.06.2023

WATER SAMPLE ANALYSIS REPORT

Name And Address of Customer : PROPOSED RS BMW SERVICES,
AT PLOT NO. C-20 AT SATHARIYA INDUSTRIAL DEVELOPMENT AUTHORITY
(SIDA) SATHARIYA JAUNPUR, UTTAR PRADESH.

Date of Sampling 15.05.2023
Analysis Start Date 18.05.2023
Analysis End Date 22.05.2023
Sample ID No ETS/BM-212
Sampling Done By ETS STAFF
Sampling Description **GROUND WATER**
Sampling Location **GW- 4;COMPOSITE SCHOOL DAKHINIYA GOVT
SCHOOL,(LAT.-25°41'43.29"N;LONG.-82°15'25.33"E)**

Sampling Method ETS/STP/WATER-02
Sample Quantity 2.0 + 0.5 Ltr
Packing Condition SEALED
Packed In P.V.C. AND GLASS BOTTLE

S. No.	Test Parameter	Unit	Result	Specification/Limit (As per IS:10500: 2012)		Test Method
				Desirable	Permissible	
1	Temperature	o C	27.2	Not Specified	Not Specified	APHA 2550-B
2	Colour	Hazen	<5.0	5	15	APHA 2120-B
3	Odour	Qualitative	Agreeable	Agreeable	Agreeable	APHA 2150-B
4	Taste	Qualitative	Agreeable	Agreeable	Agreeable	APHA 2160-C
5	pH	...	7.32	6.5 - 8.5	No relaxation	APHA 4500-H+
6	Turbidity	NTU	<1.0	1	5	APHA 2130-B
7	Total Dissolved Solids,(TDS)	mg/L	335.3	500	2000	APHA 2540-C
8	Fluoride,(F)	mg/L	0.20	1	1.5	APHA 4500:(F-)D
9	Total Alkalinity,(CaCO3)	mg/L	190.3	200	600	APHA 2320-B
10	Total Hardness,(CaCO3)	mg/L	161.0	200	600	APHA 2340-C
11	Calcium,(Ca)	mg/L	47.6	75	200	APHA 3500:(Ca)-B
12	Chloride,(Cl)	mg/L	74.7	250	1000	APHA 4500:(Cl-)B
13	Magnesium,(Mg)	mg/L	10.10	30	100	APHA 3500:(Mg)-B
14	Nitrate,(NO3)	mg/L	1.41	45	No relaxation	APHA 4500:(NO3)-B
15	Sulphate,(SO4)	mg/L	52.1	200	400	APHA 4500:(SO4)-E
16	Boron,(B)	mg/L	< 0.01	0.5	1	APHA 4500:(B)-C
17	Aluminium,(Al)	mg/L	< 0.01	0.03	0.2	APHA-3120B
18	Arsenic,(As)	mg/L	< 0.01	0.01	No relaxation	APHA 3120B
19	Cadmium,(Cd)	mg/L	< 0.001	0.003	No relaxation	APHA 3120B
20	Chromium,(Cr)	mg/L	< 0.01	0.05	No relaxation	APHA-3120B
21	Copper,(Cu)	mg/L	< 0.01	0.05	1.5	APHA 3120B
22	Iron,(Fe)	mg/L	< 0.05	1	No relaxation	APHA-3120B
23	Lead,(Pb)	mg/L	< 0.01	0.01	No relaxation	APHA-3120B
24	Manganese,(Mn)	ug/L	< 0.01	0.1	0.3	APHA-3120B
25	Mercury,(Hg)	mg/L	< 0.001	0.001	No relaxation	APHA-3114C
26	Selenium,(Se)	mg/L	< 0.01	0.01	No relaxation	APHA-3120B
27	Zinc,(Zn)	mg/L	< 0.01	5	15	APHA-3120B
28	Anionic Detergent,(MBAS)	mg/L	< 0.01	0.2	1	APHA 5540-C
29	Mineral Oil	mg/L	< 0.5	0.5	No relaxation	IS 3025 (Part-39)
30	Phenolic Compound,(C6H5OH)	mg/L	< 0.001	0.001	0.002	APHA 5530-C
31	Conductivity	µs/cm	533.1	Not Specified	Not Specified	APHA 2510-B:
32	Total Coliform Count	per 100mL	Absent	Shall not be detectable		IS 15185
33	Escherichia coli	per 100mL	Absent	Shall not be detectable		IS 15185

Page 1 of 1

FOR ENVIRO-TECH SERVICES



CHECKED BY

For Enviro-Tech Services
Poojika Mittal
Lab in-charge

AUTHORIZED SIGNATORY

Note:-

1. Test reports without ETS LAB HOLOGRAM are not issued by our laboratory.
2. The results indicated only refer to the tested samples and listed applicable parameters.
3. No complaint will be entertained if received after 7 days of issue of test report.
4. Our liability is limited to invoice value only.
5. The sample shall be destroyed after 15 days & Biological / Perishable sample shall be destroyed immediately after issue of test report.
6. This test report shall not be used in any advertising media or as evidence in the court of Law without prior written permission of the laboratory.

TEST REPORT

TEST REPORT NO.: ETS/2023/06/701-29

DATE OF REPORT: 10.06.2023

WATER SAMPLE ANALYSIS REPORT

Name And Address of Customer : PROPOSED RS BMW SERVICES,
AT PLOT NO. C-20 AT SATHARIYA INDUSTRIAL DEVELOPMENT AUTHORITY
(SIDA) SATHARIYA JAUNPUR, UTTAR PRADESH.

Date of Sampling 15.05.2023
Analysis Start Date 18.05.2023
Analysis End Date 22.05.2023
Sample ID No ETS/BM-213
Sampling Done By ETS STAFF
Sampling Description **GROUND WATER**
Sampling Location **GW- 5;PRIMARY SCHOOL (GOVT) SUWANSA ,(LAT. -25°41'24.33"N;LONG. -82°9'5.28"E)**
Sampling Method ETS/STP/WATER-02
Sample Quantity 2.0 + 0.5 Ltr
Packing Condition SEALED
Packed In P.V.C. AND GLASS BOTTLE

S. No.	Test Parameter	Unit	Result	Specification/Limit (As per IS:10500: 2012)		Test Method
				Desirable	Permissible	
1	Temperature	o C	25.8	Not Specified	Not Specified	APHA 2550-B
2	Colour	Hazen	<5.0	5	15	APHA 2120-B
3	Odour	Qualitative	Agreeable	Agreeable	Agreeable	APHA 2150-B
4	Taste	Qualitative	Agreeable	Agreeable	Agreeable	APHA 2160-C
5	pH	...	7.27	6.5 - 8.5	No relaxation	APHA 4500-H+
6	Turbidity	NTU	<1.0	1	5	APHA 2130-B
7	Total Dissolved Solids,(TDS)	mg/L	327.9	500	2000	APHA 2540-C
8	Fluoride,(F)	mg/L	0.17	1	1.5	APHA 4500:(F-)D
9	Total Alkalinity,(CaCO3)	mg/L	181.8	200	600	APHA 2320-B
10	Total Hardness,(CaCO3)	mg/L	145.4	200	600	APHA 2340-C
11	Calcium,(Ca)	mg/L	50.3	75	200	APHA 3500:(Ca)-B
12	Chloride,(Cl)	mg/L	69.1	250	1000	APHA 4500:(Cl-)B
13	Magnesium,(Mg)	mg/L	4.71	30	100	APHA 3500:(Mg)-B
14	Nitrate,(NO3)	mg/L	1.43	45	No relaxation	APHA 4500:(NO3)-B
15	Sulphate,(SO4)	mg/L	55.4	200	400	APHA 4500:(SO4)-E
16	Boron,(B)	mg/L	< 0.01	0.5	1	APHA 4500:(B)-C
17	Aluminium,(Al)	mg/L	< 0.01	0.03	0.2	APHA-3120B
18	Arsenic,(As)	mg/L	< 0.01	0.01	No relaxation	APHA 3120B
19	Cadmium,(Cd)	mg/L	< 0.001	0.003	No relaxation	APHA 3120B
20	Chromium,(Cr)	mg/L	< 0.01	0.05	No relaxation	APHA-3120B
21	Copper,(Cu)	mg/L	< 0.01	0.05	1.5	APHA 3120B
22	Iron,(Fe)	mg/L	< 0.05	1	No relaxation	APHA-3120B
23	Lead,(Pb)	mg/L	< 0.01	0.01	No relaxation	APHA-3120B
24	Manganese,(Mn)	ug/L	< 0.01	0.1	0.3	APHA-3120B
25	Mercury,(Hg)	mg/L	< 0.001	0.001	No relaxation	APHA-3114C
26	Selenium,(Se)	mg/L	< 0.01	0.01	No relaxation	APHA-3120B
27	Zinc,(Zn)	mg/L	< 0.01	5	15	APHA-3120B
28	Anionic Detergent,(MBAS)	mg/L	< 0.01	0.2	1	APHA 5540-C
29	Mineral Oil	mg/L	< 0.5	0.5	No relaxation	IS 3025 (Part-39)
30	Phenolic Compound,(C6H5OH)	mg/L	< 0.001	0.001	0.002	APHA 5530-C
31	Conductivity	µs/cm	511.5	Not Specified	Not Specified	APHA 2510-B:
32	Total Coliform Count	per 100mL	Absent	Shall not be detectable		IS 15185
33	Escherichia coli	per 100mL	Absent	Shall not be detectable		IS 15185

Page 1 of 1

FOR ENVIRO-TECH SERVICES



CHECKED BY

For Enviro-Tech Services
Pankaj Mittal
Lab in-charge

AUTHORIZED SIGNATORY

Note:-

1. Test reports without ETS LAB HOLOGRAM are not issued by our laboratory.
2. The results indicated only refer to the tested samples and listed applicable parameters.
3. No complaint will be entertained if received after 7 days of issue of test report.
4. Our liability is limited to invoice value only.
5. The sample shall be destroyed after 15 days & Biological / Perishable sample shall be destroyed immediately after issue of test report.
6. This test report shall not be used in any advertising media or as evidence in the court of Law without prior written permission of the laboratory.



TEST REPORT

TEST REPORT NO.: ETS/2023/06/701-30

DATE OF REPORT: 10.06.2023

WATER SAMPLE ANALYSIS REPORT

Name And Address of Customer : PROPOSED RS BMW SERVICES,
 AT PLOT NO. C-20 AT SATHARIYA INDUSTRIAL DEVELOPMENT AUTHORITY
 (SIDA) SATHARIYA JAUNPUR, UTTAR PRADESH.

Date of Sampling 20.05.2023
 Analysis Start Date 23.05.2023
 Analysis End Date 26.05.2023
 Sample ID No ETS/BM-214
 Sampling Done By ETS STAFF
 Sampling Description **GROUND WATER**
 Sampling Location **GW- 6;SHIV MANDIR - HINDU KHARUANWA - PANDEYPUR RD,(LAT.-25°39'7.89"N;LONG.-82°19'28.02"E)**

Sampling Method ETS/STP/WATER-02
 Sample Quantity 2.0 + 0.5 Ltr
 Packing Condition SEALED
 Packed In P.V.C. AND GLASS BOTTLE

S. No.	Test Parameter	Unit	Result	Specification/Limit (As per IS:10500: 2012)		Test Method
				Desirable	Permissible	
1	Temperature	o C	27.9	Not Specified	Not Specified	APHA 2550-B
2	Colour	Hazen	<5.0	5	15	APHA 2120-B
3	Odour	Qualitative	Agreeable	Agreeable	Agreeable	APHA 2150-B
4	Taste	Qualitative	Agreeable	Agreeable	Agreeable	APHA 2160-C
5	pH	...	7.32	6.5 - 8.5	No relaxation	APHA 4500-H+
6	Turbidity	NTU	<1.0	1	5	APHA 2130-B
7	Total Dissolved Solids,(TDS)	mg/L	344.0	500	2000	APHA 2540-C
8	Fluoride,(F)	mg/L	0.16	1	1.5	APHA 4500:(F-)D
9	Total Alkalinity,(CaCO3)	mg/L	205.0	200	600	APHA 2320-B
10	Total Hardness,(CaCO3)	mg/L	161.0	200	600	APHA 2340-C
11	Calcium,(Ca)	mg/L	48.1	75	200	APHA 3500:(Ca)-B
12	Chloride,(Cl)	mg/L	74.7	250	1000	APHA 4500:(Cl-)B
13	Magnesium,(Mg)	mg/L	9.8	30	100	APHA 3500:(Mg)-B
14	Nitrate,(NO3)	mg/L	1.26	45	No relaxation	APHA 4500:(NO3)-B
15	Sulphate,(SO4)	mg/L	53.6	200	400	APHA 4500:(SO4)-E
16	Boron,(B)	mg/L	< 0.01	0.5	1	APHA 4500:(B)-C
17	Aluminium,(Al)	mg/L	< 0.01	0.03	0.2	APHA-3120B
18	Arsenic,(As)	mg/L	< 0.01	0.01	No relaxation	APHA 3120B
19	Cadmium,(Cd)	mg/L	< 0.001	0.003	No relaxation	APHA 3120B
20	Chromium,(Cr)	mg/L	< 0.01	0.05	No relaxation	APHA-3120B
21	Copper,(Cu)	mg/L	< 0.01	0.05	1.5	APHA 3120B
22	Iron,(Fe)	mg/L	< 0.05	1	No relaxation	APHA-3120B
23	Lead,(Pb)	mg/L	< 0.01	0.01	No relaxation	APHA-3120B
24	Manganese,(Mn)	ug/L	< 0.01	0.1	0.3	APHA-3120B
25	Mercury,(Hg)	mg/L	< 0.001	0.001	No relaxation	APHA-3114C
26	Selenium,(Se)	mg/L	< 0.01	0.01	No relaxation	APHA-3120B
27	Zinc,(Zn)	mg/L	< 0.01	5	15	APHA-3120B
28	Anionic Detergent,(MBAS)	mg/L	< 0.01	0.2	1	APHA 5540-C
29	Mineral Oil	mg/L	< 0.5	0.5	No relaxation	IS 3025 (Part-39)
30	Phenolic Compound,(C6H5OH)	mg/L	< 0.001	0.001	0.002	APHA 5530-C
31	Conductivity	µs/cm	536.7	Not Specified	Not Specified	APHA 2510-B:
32	Total Coliform Count	per 100mL	Absent	Shall not be detectable		IS 15185
33	Escherichia coli	per 100mL	Absent	Shall not be detectable		IS 15185

FOR ENVIRO-TECH SERVICES



CHECKED BY

For Enviro-Tech Services
Pankaj Mittal
Lab in-charge

AUTHORIZED SIGNATORY

Note:-

1. Test reports without ETS LAB HOLOGRAM are not issued by our laboratory.
2. The results indicated only refer to the tested samples and listed applicable parameters.
3. No complaint will be entertained if received after 7 days of issue of test report.
4. Our liability is limited to invoice value only.
5. The sample shall be destroyed after 15 days & Biological / Perishable sample shall be destroyed immediately after issue of test report.
6. This test report shall not be used in any advertising media or as evidence in the court of Law without prior written permission of the laboratory.

TEST REPORT

TEST REPORT NO.: ETS/2023/06/701-31

DATE OF REPORT: 10.06.2023

WATER SAMPLE ANALYSIS REPORT

Name And Address of Customer : PROPOSED RS BMW SERVICES,
AT PLOT NO. C-20 AT SATHARIYA INDUSTRIAL DEVELOPMENT AUTHORITY
(SIDA) SATHARIYA JAUNPUR, UTTAR PRADESH.

Date of Sampling 20.05.2023
Analysis Start Date 23.05.2023
Analysis End Date 26.05.2023
Sample ID No ETS/BM-215
Sampling Done By ETS STAFF
Sampling Description **GROUND WATER**
Sampling Location **GW- 7;RAJKIYA UCCHTAR MADHYAMIC VIDYALAY TARAHATI -
SCHOOL,(LAT.-25°34'58.46"N;LONG.-82°13'3.51"E)**

Sampling Method ETS/STP/WATER-02
Sample Quantity 2.0 + 0.5 Ltr
Packing Condition SEALED
Packed In P.V.C. AND GLASS BOTTLE

S. No.	Test Parameter	Unit	Result	Specification/Limit (As per IS:10500: 2012)		Test Method
				Desirable	Permissible	
1	Temperature	o C	27.2	Not Specified	Not Specified	APHA 2550-B
2	Colour	Hazen	<5.0	5	15	APHA 2120-B
3	Odour	Qualitative	Agreeable	Agreeable	Agreeable	APHA 2150-B
4	Taste	Qualitative	Agreeable	Agreeable	Agreeable	APHA 2160-C
5	pH	...	7.35	6.5 - 8.5	No relaxation	APHA 4500-H+
6	Turbidity	NTU	<1.0	1	5	APHA 2130-B
7	Total Dissolved Solids,(TDS)	mg/L	325.6	500	2000	APHA 2540-C
8	Fluoride,(F)	mg/L	0.16	1	1.5	APHA 4500:(F-)D
9	Total Alkalinity,(CaCO3)	mg/L	183.8	200	600	APHA 2320-B
10	Total Hardness,(CaCO3)	mg/L	161.7	200	600	APHA 2340-C
11	Calcium,(Ca)	mg/L	40.9	75	200	APHA 3500:(Ca)-B
12	Chloride,(Cl)	mg/L	80.1	250	1000	APHA 4500:(Cl-)B
13	Magnesium,(Mg)	mg/L	14.24	30	100	APHA 3500:(Mg)-B
14	Nitrate,(NO3)	mg/L	1.31	45	No relaxation	APHA 4500:(NO3)-B
15	Sulphate,(SO4)	mg/L	56.2	200	400	APHA 4500:(SO4)-E
16	Boron,(B)	mg/L	< 0.01	0.5	1	APHA 4500:(B)-C
17	Aluminium,(Al)	mg/L	< 0.01	0.03	0.2	APHA-3120B
18	Arsenic,(As)	mg/L	< 0.01	0.01	No relaxation	APHA 3120B
19	Cadmium,(Cd)	mg/L	< 0.001	0.003	No relaxation	APHA 3120B
20	Chromium,(Cr)	mg/L	< 0.01	0.05	No relaxation	APHA-3120B
21	Copper,(Cu)	mg/L	< 0.01	0.05	1.5	APHA 3120B
22	Iron,(Fe)	mg/L	< 0.05	1	No relaxation	APHA-3120B
23	Lead,(Pb)	mg/L	< 0.01	0.01	No relaxation	APHA-3120B
24	Manganese,(Mn)	ug/L	< 0.01	0.1	0.3	APHA-3120B
25	Mercury,(Hg)	mg/L	< 0.001	0.001	No relaxation	APHA-3114C
26	Selenium,(Se)	mg/L	< 0.01	0.01	No relaxation	APHA-3120B
27	Zinc,(Zn)	mg/L	< 0.01	5	15	APHA-3120B
28	Anionic Detergent,(MBAS)	mg/L	< 0.01	0.2	1	APHA 5540-C
29	Mineral Oil	mg/L	< 0.5	0.5	No relaxation	IS 3025 (Part-39)
30	Phenolic Compound,(C6H5OH)	mg/L	< 0.001	0.001	0.002	APHA 5530-C
31	Conductivity	µs/cm	511.2	Not Specified	Not Specified	APHA 2510-B:
32	Total Coliform Count	per 100mL	Absent	Shall not be detectable		IS 15185
33	Escherichia coli	per 100mL	Absent	Shall not be detectable		IS 15185

Page 1 of 1

FOR ENVIRO-TECH SERVICES



CHECKED BY

For Enviro-Tech Services
Poojika Mittal
Lab in-charge

AUTHORIZED SIGNATORY

Note:-

1. Test reports without ETS LAB HOLOGRAM are not issued by our laboratory.
2. The results indicated only refer to the tested samples and listed applicable parameters.
3. No complaint will be entertained if received after 7 days of issue of test report.
4. Our liability is limited to invoice value only.
5. The sample shall be destroyed after 15 days & Biological / Perishable sample shall be destroyed immediately after issue of test report.
6. This test report shall not be used in any advertising media or as evidence in the court of Law without prior written permission of the laboratory.



TEST REPORT

TEST REPORT NO.: ETS/2023/06/701-32

DATE OF REPORT: 10.06.2023

WATER SAMPLE ANALYSIS REPORT

Name And Address of Customer : PROPOSED RS BMW SERVICES,
 AT PLOT NO. C-20 AT SATHARIYA INDUSTRIAL DEVELOPMENT AUTHORITY
 (SIDA) SATHARIYA JAUNPUR, UTTAR PRADESH.

Date of Sampling 20.05.2023
 Analysis Start Date 23.05.2023
 Analysis End Date 26.05.2023
 Sample ID No ETS/BM-216
 Sampling Done By ETS STAFF
 Sampling Description GROUND WATER
 Sampling Location GW- 8; NATHUPUR, (LAT. -25°36'43.73"N; LONG. -82°17'3.60"E)

Sampling Method ETS/STP/WATER-02
 Sample Quantity 2.0 + 0.5 Ltr
 Packing Condition SEALED
 Packed In P.V.C. AND GLASS BOTTLE

S. No.	Test Parameter	Unit	Result	Specification/Limit (As per IS:10500: 2012)		Test Method
				Desirable	Permissible	
1	Temperature	°C	26.1	Not Specified	Not Specified	APHA 2550-B
2	Colour	Hazen	<5.0	5	15	APHA 2120-B
3	Odour	Qualitative	Agreeable	Agreeable	Agreeable	APHA 2150-B
4	Taste	Qualitative	Agreeable	Agreeable	Agreeable	APHA 2160-C
5	pH	...	7.37	6.5 - 8.5	No relaxation	APHA 4500-H+
6	Turbidity	NTU	<1.0	1	5	APHA 2130-B
7	Total Dissolved Solids,(TDS)	mg/L	337.5	500	2000	APHA 2540-C
8	Fluoride,(F)	mg/L	0.16	1	1.5	APHA 4500:(F-)D
9	Total Alkalinity,(CaCO3)	mg/L	176.9	200	600	APHA 2320-B
10	Total Hardness,(CaCO3)	mg/L	140.0	200	600	APHA 2340-C
11	Calcium,(Ca)	mg/L	41.1	75	200	APHA 3500:(Ca)-B
12	Chloride,(Cl)	mg/L	78.1	250	1000	APHA 4500:(Cl-)B
13	Magnesium,(Mg)	mg/L	8.98	30	100	APHA 3500:(Mg)-B
14	Nitrate,(NO3)	mg/L	1.39	45	No relaxation	APHA 4500:(NO3)-B
15	Sulphate,(SO4)	mg/L	54.9	200	400	APHA 4500:(SO4)-E
16	Boron,(B)	mg/L	< 0.01	0.5	1	APHA 4500:(B)-C
17	Aluminium,(Al)	mg/L	< 0.01	0.03	0.2	APHA-3120B
18	Arsenic,(As)	mg/L	< 0.01	0.01	No relaxation	APHA 3120B
19	Cadmium,(Cd)	mg/L	< 0.001	0.003	No relaxation	APHA 3120B
20	Chromium,(Cr)	mg/L	< 0.01	0.05	No relaxation	APHA-3120B
21	Copper,(Cu)	mg/L	< 0.01	0.05	1.5	APHA 3120B
22	Iron,(Fe)	mg/L	< 0.05	1	No relaxation	APHA-3120B
23	Lead,(Pb)	mg/L	< 0.01	0.01	No relaxation	APHA-3120B
24	Manganese,(Mn)	ug/L	< 0.01	0.1	0.3	APHA-3120B
25	Mercury,(Hg)	mg/L	< 0.001	0.001	No relaxation	APHA-3114C
26	Selenium,(Se)	mg/L	< 0.01	0.01	No relaxation	APHA-3120B
27	Zinc,(Zn)	mg/L	< 0.01	5	15	APHA-3120B
28	Anionic Detergent,(MBAS)	mg/L	< 0.01	0.2	1	APHA 5540-C
29	Mineral Oil	mg/L	< 0.5	0.5	No relaxation	IS 3025 (Part-39)
30	Phenolic Compound,(C6H5OH)	mg/L	< 0.001	0.001	0.002	APHA 5530-C
31	Conductivity	µs/cm	536.7	Not Specified	Not Specified	APHA 2510-B:
32	Total Coliform Count	per 100mL	Absent	Shall not be detectable		IS 15185
33	Escherichia coli	per 100mL	Absent	Shall not be detectable		IS 15185

FOR ENVIRO-TECH SERVICES



CHECKED BY

For Enviro-Tech Services
Pankaj Mittal
Lab in-charge

AUTHORIZED SIGNATORY

Note:-

1. Test reports without ETS LAB HOLOGRAM are not issued by our laboratory.
2. The results indicated only refer to the tested samples and listed applicable parameters.
3. No complaint will be entertained if received after 7 days of issue of test report.
4. Our liability is limited to invoice value only.
5. The sample shall be destroyed after 15 days & Biological / Perishable sample shall be destroyed immediately after issue of test report.
6. This test report shall not be used in any advertising media or as evidence in the court of Law without prior written permission of the laboratory.

TEST REPORT

TEST REPORT NO.:

ETS/2023/06/701-17

DATE OF REPORT: 10.06.2023

SOIL SAMPLE ANALYSIS REPORT

Name And Address of Customer : PROPOSED RS BMW SERVICES,
AT PLOT NO. C-20 AT SATHARIYA INDUSTRIAL DEVELOPMENT AUTHORITY
(SIDA) SATHARIYA JAUNPUR, UTTAR PRADESH.

Date of Sampling 10.05.2023
Analysis Start Date 13.05.2023
Analysis End Date 16.05.2023
Sample ID No ETS/BM-201
Sampling Done By ETS STAFF
Sampling Description SOIL
Sampling Location SQ- 1;SAROKHANPUR,(LAT.-25°38'59.47"N;LONG.-82°13'21.31"E)

Sampling Method ETS/STP/SOIL-01
Sample Quantity 2.0 kg.
Packing Condition SEALED
Packed In ZIP POLY BAG

S. No.	Test Parameter	Unit	Result	Test Method
1	Texture	...	SANDY CLAY LOAM	IS 2720 (Part-4)
2	Sand	%	52.1	IS 2720 (Part-4)
3	Silt	%	20.8	IS 2720 (Part-4)
4	Clay	%	27.1	IS 2720 (Part-4)
5	Electrical Conductivity (EC)	µs/cm	19.5	IS 14767
6	pH	...	7.22	IS 2720 (Part-26)
7	Bulk Density	g/cm ³	1.16	IS 2386 (Part-4)
8	Water Holding Capacity (WHC)	%	17.2	IS 2720 (Part-2)
9	Sodium,(Na)	mg/kg	79.8	USEPA-3050A
10	Potassium (K)	mg/kg	280.5	USEPA-3050A
11	Total Nitrogen (N)	mg/kg	144.32	ETS/STP/SOIL-15
12	Chloride,(Cl)	mg/kg	433.2	BS 1377 -3
13	Magnesium,(Mg)	mg/kg	108.3	ETS/STP/SOIL-08
14	Organic Matter,(OM)	%	0.65	IS 2720 (Part-22)
15	Aluminium,(Al)	mg/kg	0.36	USEPA-3050A
16	Cadmium,(Cd)	mg/kg	0.45	USEPA-3050A
17	Chromium,(Cr)	mg/kg	0.29	USEPA-3050A
18	Copper,(Cu)	mg/kg	1.44	USEPA-3050A
19	Iron,(Fe)	mg/kg	126.4	USEPA-3050A
20	Lead,(Pb)	mg/kg	0.29	USEPA-3050A
21	Manganese,(Mn)	mg/kg	1.52	USEPA-3050A
22	Zinc,(Zn)	mg/kg	1.66	USEPA-3050A
23	Nickel,(Ni)	mg/kg	218.0	USEPA-3050A
24	Calcium,(Ca)	mg/kg	505.4	IS 2720 (Part-23)
25	Phosphorus (PO ₄)	mg/kg	47.5	ETS/STP/SOIL-19

*****End of Test Report*****



Note:-

1. Test reports without ETS LAB HOLOGRAM are not issued by our laboratory.
2. The results indicated only refer to the tested samples and listed applicable parameters.
3. No complaint will be entertained if received after 7 days of issue of test report.
4. Our liability is limited to invoice value only.
5. The sample shall be destroyed after 15 days & Biological / Perishable sample shall be destroyed immediately after issue of test report.
6. This test report shall not be used in any advertising media or as evidence in the court of Law without prior written permission of the laboratory.



TEST REPORT

TEST REPORT NO.:

ETS/2023/06/701-18

DATE OF REPORT: 10.06.2023

SOIL SAMPLE ANALYSIS REPORT

Name And Address of Customer : PROPOSED RS BMW SERVICES,
AT PLOT NO. C-20 AT SATHARIYA INDUSTRIAL DEVELOPMENT AUTHORITY
(SIDA) SATHARIYA JAUNPUR, UTTAR PRADESH.

Date of Sampling 10.05.2023
 Analysis Start Date 13.05.2023
 Analysis End Date 16.05.2023
 Sample ID No ETS/BM-202
 Sampling Done By ETS STAFF
 Sampling Description SOIL
 Sampling Location SQ- 2; MUNGRA BADSHAHPUR, (LAT. -25°39'29.32"N; LONG. -82°11'30.12"E)

Sampling Method ETS/STP/SOIL-01
 Sample Quantity 2.0 kg.
 Packing Condition SEALED
 Packed In ZIP POLY BAG

S. No.	Test Parameter	Unit	Result	Test Method
1	Texture	...	SANDY CLAY LOAM	IS 2720 (Part-4)
2	Sand	%	54.2	IS 2720 (Part-4)
3	Silt	%	19.4	IS 2720 (Part-4)
4	Clay	%	26.4	IS 2720 (Part-4)
5	Electrical Conductivity (EC)	µs/cm	21.1	IS 14767
6	pH	...	7.27	IS 2720 (Part-26)
7	Bulk Density	g/cm ³	1.11	IS 2386 (Part-4)
8	Water Holding Capacity (WHC)	%	14.8	IS 2720 (Part-2)
9	Sodium, (Na)	mg/kg	77.2	USEPA-3050A
10	Potassium (K)	mg/kg	257.2	USEPA-3050A
11	Total Nitrogen (N)	mg/kg	155.82	ETS/STP/SOIL-15
12	Chloride, (Cl)	mg/kg	450.7	BS 1377 -3
13	Magnesium, (Mg)	mg/kg	80.0	ETS/STP/SOIL-08
14	Organic Matter, (OM)	%	0.80	IS 2720 (Part-22)
15	Aluminium, (Al)	mg/kg	0.40	USEPA-3050A
16	Cadmium, (Cd)	mg/kg	0.49	USEPA-3050A
17	Chromium, (Cr)	mg/kg	0.33	USEPA-3050A
18	Copper, (Cu)	mg/kg	1.56	USEPA-3050A
19	Iron, (Fe)	mg/kg	144.0	USEPA-3050A
20	Lead, (Pb)	mg/kg	0.31	USEPA-3050A
21	Manganese, (Mn)	mg/kg	2.11	USEPA-3050A
22	Zinc, (Zn)	mg/kg	1.69	USEPA-3050A
23	Nickel, (Ni)	mg/kg	331.4	USEPA-3050A
24	Calcium, (Ca)	mg/kg	662.1	IS 2720 (Part-23)
25	Phosphorus (PO ₄)	mg/kg	51.8	ETS/STP/SOIL-19

*****End of Test Report*****

FOR ENVIRO-TECH SERVICES



CHECKED BY

For Enviro-Tech Services
Poojika Mittal
Lab in-charge

AUTHORIZED SIGNATORY

Note:-

1. Test reports without ETS LAB HOLOGRAM are not issued by our laboratory.
2. The results indicated only refer to the tested samples and listed applicable parameters.
3. No complaint will be entertained if received after 7 days of issue of test report.
4. Our liability is limited to invoice value only.
5. The sample shall be destroyed after 15 days & Biological / Perishable sample shall be destroyed immediately after issue of test report.
6. This test report shall not be used in any advertising media or as evidence in the court of Law without prior written permission of the laboratory.

TEST REPORT

TEST REPORT NO.:

ETS/2023/06/701-19

DATE OF REPORT: 10.06.2023

SOIL SAMPLE ANALYSIS REPORT

Name And Address of Customer : PROPOSED RS BMW SERVICES,
AT PLOT NO. C-20 AT SATHARIYA INDUSTRIAL DEVELOPMENT AUTHORITY
(SIDA) SATHARIYA JAUNPUR, UTTAR PRADESH.

Date of Sampling 15.05.2023
Analysis Start Date 18.05.2023
Analysis End Date 22.05.2023
Sample ID No ETS/BM-203
Sampling Done By ETS STAFF
Sampling Description SOIL
Sampling Location SQ- 3; NIBHAPUR, UTTAR PRADESH, (LAT. -25°37'8.01"N; LONG. -82°13'38.60"E)

Sampling Method ETS/STP/SOIL-01
Sample Quantity 2.0 kg.
Packing Condition SEALED
Packed In ZIP POLY BAG

S. No.	Test Parameter	Unit	Result	Test Method
1	Texture	...	SANDY CLAY LOAM	IS 2720 (Part-4)
2	Sand	%	49.5	IS 2720 (Part-4)
3	Silt	%	25.6	IS 2720 (Part-4)
4	Clay	%	24.9	IS 2720 (Part-4)
5	Electrical Conductivity (EC)	µs/cm	20.5	IS 14767
6	pH	...	7.20	IS 2720 (Part-26)
7	Bulk Density	g/cm ³	1.08	IS 2386 (Part-4)
8	Water Holding Capacity (WHC)	%	15.5	IS 2720 (Part-2)
9	Sodium, (Na)	mg/kg	78.6	USEPA-3050A
10	Potassium (K)	mg/kg	310.5	USEPA-3050A
11	Total Nitrogen (N)	mg/kg	182.88	ETS/STP/SOIL-15
12	Chloride, (Cl)	mg/kg	403.2	BS 1377 -3
13	Magnesium, (Mg)	mg/kg	73.4	ETS/STP/SOIL-08
14	Organic Matter, (OM)	%	0.58	IS 2720 (Part-22)
15	Aluminium, (Al)	mg/kg	0.37	USEPA-3050A
16	Cadmium, (Cd)	mg/kg	0.45	USEPA-3050A
17	Chromium, (Cr)	mg/kg	0.31	USEPA-3050A
18	Copper, (Cu)	mg/kg	1.65	USEPA-3050A
19	Iron, (Fe)	mg/kg	136.5	USEPA-3050A
20	Lead, (Pb)	mg/kg	0.36	USEPA-3050A
21	Manganese, (Mn)	mg/kg	1.30	USEPA-3050A
22	Zinc, (Zn)	mg/kg	1.81	USEPA-3050A
23	Nickel, (Ni)	mg/kg	231.1	USEPA-3050A
24	Calcium, (Ca)	mg/kg	581.2	IS 2720 (Part-23)
25	Phosphorus (PO ₄)	mg/kg	53.8	ETS/STP/SOIL-19

*****End of Test Report*****



Note:-

1. Test reports without ETS LAB HOLOGRAM are not issued by our laboratory.
2. The results indicated only refer to the tested samples and listed applicable parameters.
3. No complaint will be entertained if received after 7 days of issue of test report.
4. Our liability is limited to invoice value only.
5. The sample shall be destroyed after 15 days & Biological / Perishable sample shall be destroyed immediately after issue of test report.
6. This test report shall not be used in any advertising media or as evidence in the court of Law without prior written permission of the laboratory.

TEST REPORT

TEST REPORT NO.:

ETS/2023/06/701-20

DATE OF REPORT: 10.06.2023

SOIL SAMPLE ANALYSIS REPORT

Name And Address of Customer : PROPOSED RS BMW SERVICES,
AT PLOT NO. C-20 AT SATHARIYA INDUSTRIAL DEVELOPMENT AUTHORITY
(SIDA) SATHARIYA JAUNPUR, UTTAR PRADESH.

Date of Sampling 15.05.2023
Analysis Start Date 18.05.2023
Analysis End Date 22.05.2023
Sample ID No ETS/BM-204
Sampling Done By ETS STAFF
Sampling Description SOIL
Sampling Location SQ- 4; COMPOSITE SCHOOL DAKHINIYA GOVT
SCHOOL, (LAT. -25°41'43.29"N; LONG. -82°15'25.33"E)
Sampling Method ETS/STP/SOIL-01
Sample Quantity 2.0 kg.
Packing Condition SEALED
Packed In ZIP POLY BAG

S. No.	Test Parameter	Unit	Result	Test Method
1	Texture	...	SANDY CLAY LOAM	IS 2720 (Part-4)
2	Sand	%	50.5	IS 2720 (Part-4)
3	Silt	%	26.0	IS 2720 (Part-4)
4	Clay	%	23.5	IS 2720 (Part-4)
5	Electrical Conductivity (EC)	µs/cm	22.4	IS 14767
6	pH	...	7.25	IS 2720 (Part-26)
7	Bulk Density	g/cm ³	1.20	IS 2386 (Part-4)
8	Water Holding Capacity (WHC)	%	14.0	IS 2720 (Part-2)
9	Sodium, (Na)	mg/kg	81.9	USEPA-3050A
10	Potassium (K)	mg/kg	268.2	USEPA-3050A
11	Total Nitrogen (N)	mg/kg	174.35	ETS/STP/SOIL-15
12	Chloride, (Cl)	mg/kg	420.5	BS 1377 -3
13	Magnesium, (Mg)	mg/kg	74.7	ETS/STP/SOIL-08
14	Organic Matter, (OM)	%	0.51	IS 2720 (Part-22)
15	Aluminium, (Al)	mg/kg	0.38	USEPA-3050A
16	Cadmium, (Cd)	mg/kg	0.46	USEPA-3050A
17	Chromium, (Cr)	mg/kg	0.51	USEPA-3050A
18	Copper, (Cu)	mg/kg	1.47	USEPA-3050A
19	Iron, (Fe)	mg/kg	128.9	USEPA-3050A
20	Lead, (Pb)	mg/kg	0.53	USEPA-3050A
21	Manganese, (Mn)	mg/kg	1.52	USEPA-3050A
22	Zinc, (Zn)	mg/kg	1.74	USEPA-3050A
23	Nickel, (Ni)	mg/kg	272.6	USEPA-3050A
24	Calcium, (Ca)	mg/kg	571.1	IS 2720 (Part-23)
25	Phosphorus (PO ₄)	mg/kg	46.6	ETS/STP/SOIL-19

*****End of Test Report*****

Page 1 of 1

FOR ENVIRO-TECH SERVICES



CHECKED BY

For Enviro-Tech Services
Poojika Mittal
Lab in-charge

AUTHORIZED SIGNATORY

Note:-

1. Test reports without ETS LAB HOLOGRAM are not issued by our laboratory.
2. The results indicated only refer to the tested samples and listed applicable parameters.
3. No complaint will be entertained if received after 7 days of issue of test report.
4. Our liability is limited to invoice value only.
5. The sample shall be destroyed after 15 days & Biological / Perishable sample shall be destroyed immediately after issue of test report.
6. This test report shall not be used in any advertising media or as evidence in the court of Law without prior written permission of the laboratory.



TEST REPORT

TEST REPORT NO.:

ETS/2023/06/701-21

DATE OF REPORT: 10.06.2023

SOIL SAMPLE ANALYSIS REPORT

Name And Address of Customer : PROPOSED RS BMW SERVICES,
AT PLOT NO. C-20 AT SATHARIYA INDUSTRIAL DEVELOPMENT AUTHORITY
(SIDA) SATHARIYA JAUNPUR, UTTAR PRADESH.

Date of Sampling 20.05.2023
 Analysis Start Date 23.05.2023
 Analysis End Date 26.05.2023
 Sample ID No ETS/BM-205
 Sampling Done By ETS STAFF
 Sampling Description **SOIL**
 Sampling Location SQ- 5; PRIMARY SCHOOL (GOVT) SUWANSA ,(LAT.-25°41'24.33"N;LONG.-82°9'5.28"E)
 Sampling Method ETS/STP/SOIL-01
 Sample Quantity 2.0 kg.
 Packing Condition SEALED
 Packed In ZIP POLY BAG

S. No.	Test Parameter	Unit	Result	Test Method
1	Texture	...	SANDY CLAY LOAM	IS 2720 (Part-4)
2	Sand	%	53.1	IS 2720 (Part-4)
3	Silt	%	22.9	IS 2720 (Part-4)
4	Clay	%	23.9	IS 2720 (Part-4)
5	Electrical Conductivity (EC)	µs/cm	23.0	IS 14767
6	pH	...	7.21	IS 2720 (Part-26)
7	Bulk Density	g/cm ³	1.03	IS 2386 (Part-4)
8	Water Holding Capacity (WHC)	%	13.2	IS 2720 (Part-2)
9	Sodium,(Na)	mg/kg	82.6	USEPA-3050A
10	Potassium (K)	mg/kg	219.1	USEPA-3050A
11	Total Nitrogen (N)	mg/kg	133.61	ETS/STP/SOIL-15
12	Chloride,(Cl)	mg/kg	425.4	BS 1377 -3
13	Magnesium,(Mg)	mg/kg	86.5	ETS/STP/SOIL-08
14	Organic Matter,(OM)	%	0.60	IS 2720 (Part-22)
15	Aluminium,(Al)	mg/kg	0.39	USEPA-3050A
16	Cadmium,(Cd)	mg/kg	0.45	USEPA-3050A
17	Chromium,(Cr)	mg/kg	0.30	USEPA-3050A
18	Copper,(Cu)	mg/kg	1.50	USEPA-3050A
19	Iron,(Fe)	mg/kg	131.4	USEPA-3050A
20	Lead,(Pb)	mg/kg	0.34	USEPA-3050A
21	Manganese,(Mn)	mg/kg	1.30	USEPA-3050A
22	Zinc,(Zn)	mg/kg	1.88	USEPA-3050A
23	Nickel,(Ni)	mg/kg	226.8	USEPA-3050A
24	Calcium,(Ca)	mg/kg	525.6	IS 2720 (Part-23)
25	Phosphorus (PO ₄)	mg/kg	43.2	ETS/STP/SOIL-19

*****End of Test Report*****

FOR ENVIRO-TECH SERVICES



CHECKED BY

For Enviro-Tech Services
Poojika Mittal
Lab in-charge

AUTHORIZED SIGNATORY

Note:-

1. Test reports without ETS LAB HOLOGRAM are not issued by our laboratory.
2. The results indicated only refer to the tested samples and listed applicable parameters.
3. No complaint will be entertained if received after 7 days of issue of test report.
4. Our liability is limited to invoice value only.
5. The sample shall be destroyed after 15 days & Biological / Perishable sample shall be destroyed immediately after issue of test report.
6. This test report shall not be used in any advertising media or as evidence in the court of Law without prior written permission of the laboratory.

TEST REPORT

TEST REPORT NO.:

ETS/2023/06/701-22

DATE OF REPORT: 10.06.2023

SOIL SAMPLE ANALYSIS REPORT

Name And Address of Customer : PROPOSED RS BMW SERVICES,
AT PLOT NO. C-20 AT SATHARIYA INDUSTRIAL DEVELOPMENT AUTHORITY
(SIDA) SATHARIYA JAUNPUR, UTTAR PRADESH.

Date of Sampling 20.05.2023
Analysis Start Date 23.05.2023
Analysis End Date 26.05.2023
Sample ID No ETS/BM-206
Sampling Done By ETS STAFF
Sampling Description **SOIL**
Sampling Location SQ- 6; SHIV MANDIR - HINDU KHARUANWA - PANDEYPUR
RD. (LAT. -25°39'7.89"N; LONG. -82°19'28.02"E)
Sampling Method ETS/STP/SOIL-01
Sample Quantity 2.0 kg.
Packing Condition SEALED
Packed In ZIP POLY BAG

S. No.	Test Parameter	Unit	Result	Test Method
1	Texture	...	SANDY CLAY LOAM	IS 2720 (Part-4)
2	Sand	%	50.5	IS 2720 (Part-4)
3	Silt	%	26.5	IS 2720 (Part-4)
4	Clay	%	23.0	IS 2720 (Part-4)
5	Electrical Conductivity (EC)	µs/cm	21.1	IS 14767
6	pH	...	7.26	IS 2720 (Part-26)
7	Bulk Density	g/cm ³	1.19	IS 2386 (Part-4)
8	Water Holding Capacity (WHC)	%	21.3	IS 2720 (Part-2)
9	Sodium, (Na)	mg/kg	89.3	USEPA-3050A
10	Potassium (K)	mg/kg	190.9	USEPA-3050A
11	Total Nitrogen (N)	mg/kg	148.81	ETS/STP/SOIL-15
12	Chloride, (Cl)	mg/kg	370.3	BS 1377 -3
13	Magnesium, (Mg)	mg/kg	89.3	ETS/STP/SOIL-08
14	Organic Matter, (OM)	%	0.67	IS 2720 (Part-22)
15	Aluminium, (Al)	mg/kg	0.42	USEPA-3050A
16	Cadmium, (Cd)	mg/kg	0.49	USEPA-3050A
17	Chromium, (Cr)	mg/kg	0.34	USEPA-3050A
18	Copper, (Cu)	mg/kg	1.62	USEPA-3050A
19	Iron, (Fe)	mg/kg	149.8	USEPA-3050A
20	Lead, (Pb)	mg/kg	0.37	USEPA-3050A
21	Manganese, (Mn)	mg/kg	1.52	USEPA-3050A
22	Zinc, (Zn)	mg/kg	1.73	USEPA-3050A
23	Nickel, (Ni)	mg/kg	371.2	USEPA-3050A
24	Calcium, (Ca)	mg/kg	668.7	IS 2720 (Part-23)
25	Phosphorus (PO ₄)	mg/kg	64.8	ETS/STP/SOIL-19

*****End of Test Report*****



Note:-

1. Test reports without ETS LAB HOLOGRAM are not issued by our laboratory.
2. The results indicated only refer to the tested samples and listed applicable parameters.
3. No complaint will be entertained if received after 7 days of issue of test report.
4. Our liability is limited to invoice value only.
5. The sample shall be destroyed after 15 days & Biological / Perishable sample shall be destroyed immediately after issue of test report.
6. This test report shall not be used in any advertising media or as evidence in the court of Law without prior written permission of the laboratory.



TEST REPORT

TEST REPORT NO.:

ETS/2023/06/701-23

DATE OF REPORT: 10.06.2023

SOIL SAMPLE ANALYSIS REPORT

Name And Address of Customer : PROPOSED RS BMW SERVICES,
AT PLOT NO. C-20 AT SATHARIYA INDUSTRIAL DEVELOPMENT AUTHORITY
(SIDA) SATHARIYA JAUNPUR, UTTAR PRADESH.

Date of Sampling 20.05.2023
 Analysis Start Date 23.05.2023
 Analysis End Date 26.05.2023
 Sample ID No ETS/BM-207
 Sampling Done By ETS STAFF
 Sampling Description **SOIL**
 Sampling Location SQ- 7; RAJKIYA UCCHTAR MADHYAMIC VIDYALAY TARAHATI -
SCHOOL, (LAT. -25°34'58.46"N; LONG. -82°13'3.51"E)
 Sampling Method ETS/STP/SOIL-01
 Sample Quantity 2.0 kg.
 Packing Condition SEALED
 Packed In ZIP POLY BAG

S. No.	Test Parameter	Unit	Result	Test Method
1	Texture	...	SANDY CLAY LOAM	IS 2720 (Part-4)
2	Sand	%	55.7	IS 2720 (Part-4)
3	Silt	%	18.7	IS 2720 (Part-4)
4	Clay	%	25.6	IS 2720 (Part-4)
5	Electrical Conductivity (EC)	µs/cm	24.0	IS 14767
6	pH	...	7.29	IS 2720 (Part-26)
7	Bulk Density	g/cm ³	1.17	IS 2386 (Part-4)
8	Water Holding Capacity (WHC)	%	19.2	IS 2720 (Part-2)
9	Sodium, (Na)	mg/kg	84.0	USEPA-3050A
10	Potassium (K)	mg/kg	352.7	USEPA-3050A
11	Total Nitrogen (N)	mg/kg	210.10	ETS/STP/SOIL-15
12	Chloride, (Cl)	mg/kg	430.1	BS 1377 -3
13	Magnesium, (Mg)	mg/kg	84.6	ETS/STP/SOIL-08
14	Organic Matter, (OM)	%	0.71	IS 2720 (Part-22)
15	Aluminium, (Al)	mg/kg	0.33	USEPA-3050A
16	Cadmium, (Cd)	mg/kg	0.44	USEPA-3050A
17	Chromium, (Cr)	mg/kg	0.32	USEPA-3050A
18	Copper, (Cu)	mg/kg	1.71	USEPA-3050A
19	Iron, (Fe)	mg/kg	141.9	USEPA-3050A
20	Lead, (Pb)	mg/kg	0.38	USEPA-3050A
21	Manganese, (Mn)	mg/kg	1.53	USEPA-3050A
22	Zinc, (Zn)	mg/kg	1.99	USEPA-3050A
23	Nickel, (Ni)	mg/kg	240.4	USEPA-3050A
24	Calcium, (Ca)	mg/kg	604.5	IS 2720 (Part-23)
25	Phosphorus (PO ₄)	mg/kg	62.7	ETS/STP/SOIL-19

*****End of Test Report*****

FOR ENVIRO-TECH SERVICES



CHECKED BY

For Enviro-Tech Services
Pankaj Mittal
Lab in-charge

AUTHORIZED SIGNATORY

Note:-

1. Test reports without ETS LAB HOLOGRAM are not issued by our laboratory.
2. The results indicated only refer to the tested samples and listed applicable parameters.
3. No complaint will be entertained if received after 7 days of issue of test report.
4. Our liability is limited to invoice value only.
5. The sample shall be destroyed after 15 days & Biological / Perishable sample shall be destroyed immediately after issue of test report.
6. This test report shall not be used in any advertising media or as evidence in the court of Law without prior written permission of the laboratory.

TEST REPORT

TEST REPORT NO.:

ETS/2023/06/701-24

DATE OF REPORT: 10.06.2023

SOIL SAMPLE ANALYSIS REPORT

Name And Address of Customer : PROPOSED RS BMW SERVICES,
AT PLOT NO. C-20 AT SATHARIYA INDUSTRIAL DEVELOPMENT AUTHORITY
(SIDA) SATHARIYA JAUNPUR, UTTAR PRADESH.

Date of Sampling 25.05.2023
Analysis Start Date 27.05.2023
Analysis End Date 30.05.2023
Sample ID No ETS/BM-208
Sampling Done By ETS STAFF
Sampling Description SOIL
Sampling Location SQ- 8; NATHUPUR, (LAT. -25°36'43.73"N; LONG. -82°17'3.60"E)

Sampling Method ETS/STP/SOIL-01
Sample Quantity 2.0 kg.
Packing Condition SEALED
Packed In ZIP POLY BAG

S. No.	Test Parameter	Unit	Result	Test Method
1	Texture	...	SANDY CLAY LOAM	IS 2720 (Part-4)
2	Sand	%	50.5	IS 2720 (Part-4)
3	Silt	%	24.3	IS 2720 (Part-4)
4	Clay	%	25.1	IS 2720 (Part-4)
5	Electrical Conductivity (EC)	µs/cm	22.2	IS 14767
6	pH	...	7.31	IS 2720 (Part-26)
7	Bulk Density	g/cm ³	1.17	IS 2386 (Part-4)
8	Water Holding Capacity (WHC)	%	17.3	IS 2720 (Part-2)
9	Sodium, (Na)	mg/kg	86.6	USEPA-3050A
10	Potassium (K)	mg/kg	263.5	USEPA-3050A
11	Total Nitrogen (N)	mg/kg	134.39	ETS/STP/SOIL-15
12	Chloride, (Cl)	mg/kg	416.7	BS 1377 -3
13	Magnesium, (Mg)	mg/kg	87.0	ETS/STP/SOIL-08
14	Organic Matter, (OM)	%	0.70	IS 2720 (Part-22)
15	Aluminium, (Al)	mg/kg	0.31	USEPA-3050A
16	Cadmium, (Cd)	mg/kg	0.48	USEPA-3050A
17	Chromium, (Cr)	mg/kg	0.53	USEPA-3050A
18	Copper, (Cu)	mg/kg	1.53	USEPA-3050A
19	Iron, (Fe)	mg/kg	134.0	USEPA-3050A
20	Lead, (Pb)	mg/kg	0.56	USEPA-3050A
21	Manganese, (Mn)	mg/kg	1.54	USEPA-3050A
22	Zinc, (Zn)	mg/kg	2.02	USEPA-3050A
23	Nickel, (Ni)	mg/kg	283.5	USEPA-3050A
24	Calcium, (Ca)	mg/kg	593.9	IS 2720 (Part-23)
25	Phosphorus (PO ₄)	mg/kg	58.2	ETS/STP/SOIL-19

*****End of Test Report****



Note:-

1. Test reports without ETS LAB HOLOGRAM are not issued by our laboratory.
2. The results indicated only refer to the tested samples and listed applicable parameters.
3. No complaint will be entertained if received after 7 days of issue of test report.
4. Our liability is limited to invoice value only.
5. The sample shall be destroyed after 15 days & Biological / Perishable sample shall be destroyed immediately after issue of test report.
6. This test report shall not be used in any advertising media or as evidence in the court of Law without prior written permission of the laboratory.

ENVIRONMENTAL
CLEARANCE

Government of India
Ministry of Environment, Forest and Climate Change
(Issued by the State Environment Impact Assessment
Authority(SEIAA), UTTAR PRADESH)

To,

The -1

R.S. BMW SERVICES

NDL Tower Third Floor, Behnanpurwa Near Wave Mall, Gomti Nagar -
226010

Subject: Grant of Environmental Clearance (EC) to the proposed Project Activity under the provision of EIA Notification 2006-regarding

Sir/Madam,

This is in reference to your application for Environmental Clearance (EC) in respect of project submitted to the SEIAA vide proposal number SIA/UP/INFRA2/435159/2023 dated 07 Sep 2023. The particulars of the environmental clearance granted to the project are as below.

1. EC Identification No.	EC23B057UP110206
2. File No.	8220-7574
3. Project Type	New
4. Category	B
5. Project/Activity including Schedule No.	7(d)(a)Common Bio-Medical Waste Treatment Facility
6. Name of Project	Common Bio Medical Waste Treatment Facility (CBWTF) M/s R.S. BMW Services Plot No. C-20 at Sathariya Industrial Development Authority (SIDA) Sathariya Jaunpur
7. Name of Company/Organization	R.S. BMW SERVICES
8. Location of Project	UTTAR PRADESH
9. TOR Date	N/A

The project details along with terms and conditions are appended herewith from page no 2 onwards.

Date: 10/11/2023

(e-signed)
 Ajay Kumar Sharma
 Member Secretary
 SEIAA - (UTTAR PRADESH)

Note: A valid environmental clearance shall be one that has EC identification number & E-Sign generated from PARIVESH. Please quote identification number in all future correspondence.

This is a computer generated cover page.

PARIVESH

*(Pro-Active and Responsive Facilitation by Interactive,
and Virtuous Environmental Single-Window Hub)*





Directorate of Environment, U.P.
Vineet Khand-1, Gomti Nagar, Lucknow- 226010
E-Mail- doeuplko@yahoo.com, seiaaup@yahoo.com
Phone no- 0522-2300541

Reference- MoEFCC Proposal no- SIA/UP/INFRA2/435159/2023 & SEIAA, U.P. & File no-8220-7574

Sub: Environmental Clearance for Proposed Common Biomedical Waste Treatment Facility at Plot No.- C-20 at Sathariya Industrial Development Authority (SIDA) Sathariya Jaunpur, Uttar Pradesh, M/s R S BMW Services.

Dear Sir,

This is with reference to your application / letter dated 30-01-2023 & 13-09-2023 on above mentioned subject. The matter was considered by 788rd SEAC in meeting held on 19-09-2023 and 767th SEIAA meeting held on 26-10-2023.

A presentation was made by the project proponent along with their consultant M/s Rian Enviro Pvt. Limited, Patna to SEAC on 19-09-2023.

Project Details Informed by the Project Proponent and their Consultant

The project proponent, through the documents and presentation gave following details about their project –

1. The environmental clearance is sought for Common Biomedical Waste Treatment Facility at Plot No.- C-20 at Sathariya Industrial Development Authority (SIDA) Sathariya Jaunpur, Uttar Pradesh, M/s R S BMW Services.
2. The standard terms of reference in the matter were issued through online Parivesh Portal on 31/01/2023 and EIA report submitted through online Parivesh Portal on 07/09/2023.
3. Salient features of the project as submitted by the project proponent:

S.No.	Parameters	Description						
1.	Identification of Project	The Proposed project of CBWTF falls under Category B-1, schedule 7(da) as per the EIA Notification 14th Sep, 2006 and subsequent amendments dated 1st December, 2009 & 17th April, 2015.						
2.	Project Proponent	M/s R.S. BMW Services						
3.	Brief description of nature of the project	Biomedical waste is generated from all health care institutions; nursing homes, clinics, dispensaries, veterinary institutions, animal houses, pathological laboratories, blood banks etc. The responsibility of collection, treatment and safe disposal of all types of solid wastes rests with the generator. A Common Bio-medical Waste Treatment Facility (CBWTF) is proposed to be set up where bio-medical waste, generated from a number of healthcare units, will be suitably treated as per the prescribed procedure & norms laid down in the regulation. Proposed project of setting up of the Common Bio- medical Waste Treatment Facility includes Incinerator, Autoclave, Shredder and Effluent Treatment Plant. The present proposal is to utilize 0.58 ha land for setting up of Biomedical Waste Treatment Facility.						
4.	Salient Features of the Project							
5.	Proposed plant capacity	Proposed Capacity of CBWTF: <table border="1" style="width: 100%;"><thead><tr><th>Equipment</th><th>Capacity</th><th>Number</th></tr></thead><tbody><tr><td> </td><td> </td><td> </td></tr></tbody></table>	Equipment	Capacity	Number			
Equipment	Capacity	Number						

		Incinerator (One + one standby)	250 kg/hr	2	
		Autoclave	1000 litre/Batch	2	
		Shredder	150 kg/hr	1	
		Chemical Disinfection Tank	1500 Ltr	1	
		Effluent Treatment Plant	10 KLD	1	
6.	Category of Projects	Category "B1" and Schedule- 7(da)			
7.	Number of working days	365			
8.	Total Plot Area	0.58 Ha			
9.	Khasra Number	Plot No.- C-20			
10.	Location	Plot No.- C-20 at Sathariya Industrial Development Authority (SIDA) Sathariya Jaunpur, Uttar Pradesh			
11.	Coordinates of the Plant	1. 25°38'58.56"N 82°13'54.23"E 2. 25°38'58.59"N 82°13'57.17"E 3. 25°38'55.99"N 82°13'54.39"E 4. 25°38'56.11"N 82°13'56.36"E			
12.	Elevation	108meter-110 meter			
13.	Nearest habituated area	Sarai Dingur, Approx. 1.23 km towards North-West			
14.	Nearest Main Public Road	NH-31 is about Approx. 1.12 Km towards North.			
15.	Nearest Railway station/Airport	Badshahpur Railway Station, approx. 4.13 km in West direction. Chaudhary Charan Singh International Airport, approx. 182 km in North West direction.			
16.	Nearest water body	Varna River, approx. 8.13 km in SSW direction			
17.	Water requirement	Water requirement for the proposed CBWTF project is 11 KLD. Fresh- 7.10 KLD Recycled- 3.90 KLD			
18.	Source of water	Ground water Supply (Water will be abstracted only after getting NOC from CGWA).			
19.	Wastewater Generation	Waste water generated from the treatment of Biomedical waste during autoclaving, washing of floors, and domestic purpose etc. is 5.25 KLD and it shall be treated in effluent treatment plant and reuse in process			
20.	Man Power	During Construction phase, the labors and workers will be hired from nearby villages. Total 20 persons are proposed to hire for plant operation including officers, skilled and unskilled workers.			
21.	Air Pollution Control Device	Wet Scrubber, Cyclone and Bag Filter			
22.	Nos. of Stack	2			
23.	Power requirement	DG Set of 82.5 KVA is proposed for the project and lines will be taken from the authorized electricity board. ~ 1% of the total power load will meet through solar energy.			
24.	Alternative site	No Alternative site is examined			
25.	Land form, Land use and land ownership	The land for project is Plot No. C-20 at Sathariya Industrial Development Authority (SIDA) Sathariya Jaunpur, Uttar Pradesh.			
26.	Project Cost	The estimated cost of the Project is Rs. 4.85 Cr.			

4. Water calculation details:

S. No.	Requirement for	Water Consumption	Process Losses	Waste water generation	ETP losses	Recycled/ Reuse
--------	-----------------	-------------------	----------------	------------------------	------------	-----------------

972

A.	Process (Scrubbing)	2.40	1.40	1.00	0.20	0.80
B.	Steam Generation (Autoclaving)	0.20	0.05	0.15	0.05	0.10
C.	Miscellaneous i.e., Floor washing, Vehicle washing etc.	3.80	0.20	3.60	0.60	3.0
D.	Domestic Purpose	0.60	0.10	0.50	0.00	0.00
E.	Green Belt	4.0	4.0	0.00	0.00	0.00
Total (KL/Day)		11.0 7.10 (Fresh) + 3.90 (Recycle)	5.75	5.25	0.85	3.90

- Waste water (4.75 KLD) is being generated from the Industrial Process will be subjected to Proposed ETP (Capacity- 10.0 KLD). Treated water from (3.90 KLD) will be reused in scrubber for cooling purpose and green belt purpose.
- The entire system shall be a zero discharge system in terms of wastewater discharge from the process as recirculated through ETP.
- Domestic Wastewater shall be treated in a soak pit/septic tank.

5. Solid waste details:

6. Hazardous waste details:	Total No. of Employees	20
	Assuming per capita solid waste generation rate as 0.2 kg/capita/day	
	Quantity of solid waste generated	4.0 kg/day
	Organic solid waste: 60 % of the total waste	2.40 kg/day
	Inorganic solid waste : 40 % of the total waste	1.60 kg/day
	Disposal of domestic solid waste	Domestic wastes are segregated at source, collected in bins and composted.

waste details:

Sl. No.	Source	Quantity of hazardous waste Generated (Approx.)	Category according to Schedule I of hazardous waste	Treatment/ Disposal
1.	Spent Oil from DG set	5.0 MTPA	5.1	Handed over to authorized recyclers/re-processors
2.	Discarded Containers /Barrels	100 Nos./Annum	33.1	Handed over to authorized recyclers/re-processors
3.	Sludge from Wet Scrubbers	1.0 MTPA	37.1	Send to TSDF / Co processing industries.
4.	Ash from incinerator and flue gas cleaning residue	5.0 MTPA	37.2	Send to TSDF / Co processing industries.

7. There is no any litigation pending against project till dated 19/09/2023.

8. The project proposal falls under category-7(da) of EIA Notification, 2006 (as amended thereof).

Based on the recommendations of the State Level Expert Appraisal Committee Meeting (SEAC) held on 19-09-2023 the State Level Environment Impact Assessment Authority (SEIAA) in its Meeting held 26-10-2023 discussed the matter and recommended grant of environmental clearance on the proposal as above alongwith specific and following standard environmental clearance conditions: -

Additional Conditions:

1. Proposed CBWTF shall comply with the revised guidelines (location criteria) for Common Bio-medical Waste Treatment and Disposal Facilities issued by CPCB on December 21st 2016 with respect to establishment of new CBWTF.
2. In compliance with the Hon'ble Supreme Court order dated 13/01/2020 in IA no. 158128/2019 and 158129/2019 in Writ petition no. 13029/1985 (MC Mehta Vs. Gol and others) anti-smog guns shall be installed to reduce dust during excavation.
3. Proponent shall comply with the action plan for CSR submitted by PP at the time of EIA presentation. Compliance report of investment under CSR to be submitted regularly to the Directorate, UPPCB and District Administration.
4. The project proponent should develop green belt in the premises of CBWTF unit as per the plan submitted. PP shall also follow the guidelines of CPCB/UPPCB/Development authority for green belt as per the norms.
5. Proposed CBWTF shall comply with the guidelines for Bio-medical Waste Treatment and Disposal, transportation & storage facilities etc. issued by CPCB from time to time.

Standard Environmental Clearance Conditions prescribed by MoEF&CC:

- i. Statutory compliance:
 1. The project proponent shall obtain forest clearance under the provisions of the Forest (Conservation) Act, 1986, in case of the diversion of forest land for non-forest purpose involved in the project.
 2. The project proponent shall obtain clearance from the National Board for Wildlife, if applicable.
 3. The project proponent shall prepare a Site-Specific Conservation Plan & Wildlife Management Plan and be approved by the Chief Wildlife Warden. The recommendations of the approved Site-Specific Conservation Plan / Wildlife Management Plan shall be implemented in consultation with the State Forest Department. The implementation report shall be furnished along with the six-monthly compliance report. (in case of the presence of schedule-I species in the study area)
 4. The project proponent shall obtain Consent to establish/Operate under the provisions of the Air (Prevention & Control of Pollution) Act, 1981 and the Water (Prevention & Control of Pollution) Act, 1974 from the concerned State Pollution Control Board/ Committee.
 5. Transportation and handling of Bio-medical Wastes shall be as per the Biomedical Wastes (Management and Handling) Rules, 20016 including section 129 to137 of Central Motor Vehicle Rules1989.
 6. The project shall fulfill all the provisions of hazardous Wastes (Management, Handling and Transboundary Movement) Rules, 2016 including collection and transportation design etc and also guidelines for Common Hazardous Waste Incineration – 2005, issued by CPCB Guidelines of CPCB/MPPCB for Bio-medical Waste Common Hazardous Wastes incinerators shall be followed.
 7. The project proponent shall obtain the necessary permission from the Central Ground Water Authority, in case of drawl of ground water / from the competent authority concerned in case of drawl of surface water required for the project.
 8. A certificate of adequacy of available power from the agency supplying power to the project along with the load allowed for the project should be obtained.
 9. All other statutory clearances such as the approvals for storage of diesel from Chief Controller of Explosives, Fire Department, Civil Aviation Department shall be obtained, as applicable by project proponents from the respective competent authorities
- ii. Air quality monitoring and preservation:
 1. The project proponent shall install an emission monitoring system including Dioxin and furans in monitor stack emission with respect to standards prescribed in Environment (Protection) Rules 1986 and connected to SPCB and CPCB online serves and calibrate these systems from

- time to time according to equipment supplier specification through labs recognized under Environment (Protection) Act, 1986 or NABL accredited laboratories.
2. Periodical air quality monitoring in and around the site including VOC, HC shall be carried out.
 3. Incineration plants shall be operated (combustion chambers) with such temperature, retention time and turbulence, to achieve Total Organic Carbon (TOC) content in the slag and bottom ashes less than 3% or their loss on ignition is less than 5% of the dry weight of the material.
 4. Venture scrubber (alkaline) should be provided with the incinerator with stack of adequate height (Minimum 30 meters) to control particulate emission within 50 mg/Nm³.
 5. Appropriate Air Pollution Control (APC) system shall be provided for fugitive dust from all vulnerable sources, so as to comply with prescribed standards. All necessary air pollution control devices (quenching, Venturi scrubber, mist eliminator) should be provided for compliance with emission standards.
 6. Masking agents should be used for odour control.
- III. Water quality monitoring and preservation:
1. The project proponent shall install effluent monitoring system with respect to standards prescribed in Environment (Protection) Rules 1986 through labs recognized under Environment (Protection) Act, 1986 or NABL accredited laboratories.
 2. Waste water generated from the facility shall be treated in the ETP and treated waste water shall be reused in the APCD connected to the incinerator. The water quality of treated effluent shall meet the norms prescribed by State Pollution Control Board. Zero discharge should be maintained.
 3. Process effluent/any waste water should not be allowed to mix with storm water.
 4. Total fresh water use shall not exceed the proposed requirement as provided in the project details. Prior permission from the competent authority shall be obtained for use of fresh water.
 5. A sewage Treatment Plant shall be provided to treat the wastewater generated from the project. Treated water shall be reused within the project.
 6. A certificate from the competent authority for discharging treated effluent/ untreated effluents into the Public sewer/ disposal/drainage systems along with the final disposal point should be obtained.
 7. The leachate from the facility shall be collected and treated to meet the prescribed standards before disposal.
 8. Magnetic flow meters shall be provided at the inlet and outlet of the ETP & all ground water abstraction points and records for the same shall be maintained regularly.
 9. Rain water runoff from the hazardous waste storage area shall be collected and treated in the effluent treatment plant.
- IV. Noise monitoring and prevention:
1. The ambient noise levels should conform to the standards prescribed under E(P)A Rules, 1986 viz. 75 dB(A) during daytime and 70 dB(A) during night-time.
- V. Energy Conservation measures:
1. Provide solar power generation on roof tops of buildings, for the solar light system for all common areas, street lights, parking around the project area and maintain the same regularly;
 2. Provide LED lights in their offices and residential areas
- VI. Waste management:
1. Incinerated ash shall be disposed of at approved TSDF and MoU made in this regard shall be submitted to the Ministry prior to the commencement.
 2. The solid wastes shall be segregated as per the norms of the Solid Waste Management Rules, 2016.
 3. A certificate from the competent authority handling municipal solid wastes should be obtained, indicating the existing civic capacities of handling and their adequacy to cater to the M.S.W. generated from the project.
 4. Any wastes from construction and demolition activities related thereto shall be managed so as to strictly conform to the Construction and Demolition Rules, 2016

5. No landfill site is allowed within the CBWTF Site.
 6. The Project proponent shall not store the Hazardous Wastes more than the quantity that has been permitted by the CPCB/SPCB.
- VII. Green Belt:
1. Green belt shall be developed in the area as provided in project details, with native tree Green belt shall be developed in an area equal to 33% of the plant area with a native tree species in accordance with CPCB guidelines. The greenbelt shall inter alia cover the entire periphery of the plant.
- VIII. Public bearing and Human health issues:
1. Feeding of materials/Bio-medical waste should be mechanized and automatic no manual feeding is permitted.
 2. Proper parking facility should be provided for employees & transport used for collection & disposal of waste materials.
 3. Necessary provision shall be made for fire-fighting facilities within the complex.
 4. An emergency preparedness plan based on the Hazard Identification and Risk Assessment (HIRA) and Disaster Management Plan shall be implemented.
 5. An emergency plan shall be drawn in consultation with SPCB/CPCB and implemented in order to minimize the hazards to human health or the environment from fires, explosions or any unplanned sudden or gradual release of hazardous waste or hazardous waste constituents to air, soil or surface water.
 6. Provision shall be made for the housing of construction labour within the site with all necessary infrastructure and facilities such as fuel for cooking, mobile toilets, mobile STP, safe drinking water, medical health care, creche etc. The housing may be in the form of temporary structures to be removed after the completion of the project.
 7. Occupational health surveillance of the workers shall be done on a regular basis.
- IX. Corporate Environment Responsibility:
1. The project proponent shall comply with the provisions contained in this Ministry's OM vide F.No. 22-65/2017-IA.11 I dated 1st May 2018, as applicable, regarding Corporate Environment Responsibility.
 2. The company shall have a well laid down environmental policy duly approved by the Board of Directors. The environmental policy should prescribe standard operating procedures to have proper checks and balances and to bring into focus any infringements/deviation/violation of the environmental / forest /wildlife norms/ conditions. The company shall have defined system of reporting infringements / deviation / violation of the environmental / forest / wildlife norms / conditions and / or shareholders / stake holders. A copy of the board resolution in this regard shall be submitted to the MoEF&CC as a part of the six-monthly report.
 3. A separate Environmental Cell both at the project and company head quarter level, with qualified personnel shall be set up under the control of senior Executive, who will directly to the head of the organization.
 4. Action plan for implementing EMP and environmental conditions along with the responsibility matrix of the company shall be prepared and shall be duly approved by the competent authority. The year-wise funds earmarked for environmental protection measures shall be kept in a separate account and not be diverted for any other purpose. Year rise progress of implementation of action plan shall be reported to the Ministry/Regional Office along with the Six Monthly Compliance Report.
 5. A self-environmental audit shall be conducted annually. Every three years third-party environmental audit shall be carried out.
- X. Miscellaneous:
1. The project proponent shall prominently advertise it at least in two local newspapers of the District or State, of which one shall be in the vernacular language within seven days indicating that the project has been accorded environment clearance and the details of MoEFCC/SEIAA website where it is displayed

2. The copies of the environmental clearance shall be submitted by the project proponents to the Heads of local bodies, Panchayats and Municipal Bodies in addition to the relevant offices of the Government who in turn has to display the same for 30 days from the date of receipt.
3. The project proponent shall upload the status of compliance with the stipulated environment clearance conditions, including results of monitored data on their website and update the same on half-yearly basis.
4. The project proponent shall submit six-monthly reports on the status of the compliance of the stipulated environmental conditions on the website of the Ministry of Environment, Forest and Climate Change at the environment clearance portal.
5. The project proponent shall submit the environmental statement for each financial year in Form-V to the concerned State Pollution Control Board as prescribed under the Environment (Protection) Rules, 1986, as amended subsequently and put on the website of the company.
6. The criteria pollutant levels namely; SPM, RSPM, SP, NOx (ambient levels as well as stack emissions) or critical sectoral parameters, indicated for the project shall be monitored and displayed at a convenient location near the main gate of the company in the public domain.
7. The project proponent shall inform the Regional Office as well as the Ministry, the date of financial closure and final approval of the project by the concerned authorities, commencing the land development work and start of production operation by the project.
8. The project authorities must strictly adhere to the stipulations made by the State Pollution Control Board and the State Government.
9. The project proponent shall abide by all the commitments and recommendations made in the EIA/EMP report, commitments made during Public hearings and also that during their presentation to the Expert Appraisal Committee.
10. No further expansion or modifications in the plant shall be carried out without prior approval of the Ministry of Environment, Forests and Climate Change (MoEF&CC).
11. Concealing factual data or submission of false/fabricated data may result in revocation of this environmental clearance and attract action under the provisions of the Environment (Protection) Act, 1986.
12. The Ministry may revoke or suspend the clearance if the implementation of any of the above conditions is not satisfactory.
13. The Ministry reserves the right to stipulate additional conditions if found necessary. The Company in a time-bound manner shall implement these conditions.
14. The Regional Office of this Ministry shall monitor compliance with the stipulated conditions. The project authorities should extend full cooperation to the officer (s) of the Regional Office by furnishing the requisite data/information/monitoring reports.
15. The above conditions shall be enforced, inter-alia under the provisions of the Water (Prevention & Control of Pollution) Act, 1974, the Air (Prevention & Control of Pollution) Act, 1981, the Environment (Protection) Act, 1986, Hazardous and Other Wastes (Management and Trans boundary Movement) Rules, 2016 and the Public Liability Insurance Act, 1991 along with their amendments and rules and any other orders passed by the Hon'ble Supreme Court of India / High Courts/NGT and any other Court of Law relating to the subject matter.
16. Any appeal against this EC shall lie with the National Green Tribunal, if preferred, within 30 days as prescribed under Section 16 of the National Green Tribunal Act, 2010.

Concealing factual data and information or submission of false/fabricated data and failure to comply with any of the conditions stipulated in the Prior Environmental Clearance attract action under the provision of Environmental (Protection) Act, 1986.

This Environmental Clearance is subject to ownership of the site by the project proponents in confirmation with approved Master Plan for Jaunpur In case of violation; it would not be effective and would automatically be stand cancelled.

The project proponent has to ensure that the proposed site in not a part of any no-development zone as required/prescribed/identified under law. In case of the violation this permission shall automatically deemed to be cancelled. Also, in the event of any dispute on ownership or land use

of the proposed site, this Clearance shall automatically be deemed to be cancelled.

Further project proponent has to submit the regular 6 monthly compliance report regarding general & specific conditions as specified in the E.C. letter and comply the provision of EIA notification 2006 (as Amended).

These stipulations would be enforced among others under the provisions of Water (Prevention and Control of Pollution) Act, 1974, the Air (Prevention and Control of Pollution) Act, 1981, the Environment (Protection) Act, 1986, the Public Liability (Insurance) Act, 1991 and EIA Notification, 2006 including the amendments and rules made thereafter.

Copy, through email, for information and necessary action to –

1. **Additional Chief Secretary, Department of Environment, Forest and Climate Change, Government of Uttar Pradesh, Lucknow (email – psforest2015@gmail.com)**
2. **Joint Secretary, Ministry of Environment, Forest and Climate Change, Government of India, 3rd Floor, Prithvi-Block, Indira Paryavaran Bhawan, Jor Bagh Road, New Delhi-110003 (email – sudheer.ch@gov.in)**
3. **Deputy Director General of Forests (C), Integrated Regional Office, Ministry of Environment, Forest and Climate Change, Kendriya Bhawan, 5th Floor, Sector “H”, Aliganj, Lucknow – 226020 (email – rocz.lko-mef@nic.in)**
4. **District Magistrate, Jaunpur.**
5. **Member Secretary, Uttar Pradesh Pollution Control Board, TC-12V, Paryavaran Bhawan, Vibhuti Khand, Gomti Nagar, Lucknow-226010 (email – ms@uppcb.com)**
6. **Copy to Web Master for uploading on PARIVESH Portal.**
7. **Copy for Guard File.**

(Ajay Kumar Sharma)
Member Secretary, SEIAA



Application No : 28278084

FORM 1
CONSOLIDATED CONSENT & AUTHORIZATION

Application for consent for discharge/continuation of discharge under section 25/26 of the Water (Prevention and Control of Pollution) Act, 1974 and for emissions/continuation of emission under section 21 of the Air (Prevention and Control of Pollution) Act, 1981 and for grant/renewal of authorisation for generation or collection or storage or transport or reception or recycling or reuse or recovery or pre-processing or co-processing or utilisation or treatment or disposal of hazardous and other waste under Hazardous and other waste (Management and Transboundary Movement) Rules 2016 read with Environment (Protection) Act 1986.

From ,
RS BMW SERVICES, C-20, Satharia Industrial
Development Authority Industrial Estate,
Satharia, JAUNPUR, 222202
City:
Block: Badla Pur
District: JAUNPUR

Dated
20/09/2024

To ,
The Member Secretary,
U. P. Pollution Control Board,
Lucknow.

Sir,

I/We apply for Consolidated Consent to Operate and Authorization under section 25/26 of the Water (Prevention and Control of Pollution) Act, 1974, under Section 21 of the Air (Prevention and Control of Pollution) Act, 1981 and Hazardous and other Waste (Management and Transboundary Movement) Rules 2016 noted under Environment (Protection) Act 1986 to make discharge/emission/disposal of hazardous and other waste from

DIWAKAR SINGH for a period upto 5 years

2. The annexure, appendices other particulars and plans in triplicate are attached herewith.
3. I/We further declare that the information furnished in the Annexure, appendices and plans is correct to the best of my/our knowledge.
4. I/We hereby submit that in case of change either of the point or the quantity of discharge or its quality, a fresh application for CONSENT shall be made and until such CONSENT is granted no change shall be made
5. I/We hereby agree to submit to the Board and application for renewal of consent one month in advance of the date of expiry of the consent period
6. I/We undertake to furnish other information within one month of its being called by the Board.

Accompaniments:-

1. EC COMPLIANCE (Attached)
2. Balance sheet Or CA Certificate (Attached)
3. PLANT PHOTO WITH ETP & APCD (Attached)
4. TSDF MEMBERSHIP CERTIFICATE (Attached)
5. CTE COMPLIANCE (Attached)
6. CTE COPY (Attached)
7. EC COPY (Attached)

Yours faithfully,

Signature

Name of the applicant: DIWAKAR SINGH

Address of the Applicant: NDL TOWER THIRD
FLOOR, BEHNANPURWA NEAR WAVE MALL,
GOMTI NAGAR

ANNEXURE TO FORM

New Outlet

NOTE- Any applicant knowingly giving incorrect information or suppressing any information pertaining thereto shall be liable to be punished under the Act.

While filling this Annexure the applicant not concerned with any of the item shall state 'No concerned' against the relevant one:

7. Is the industry/factory for which application is made closed on Sunday/Holiday Yes
8. State working days per year and working season for the industry/factory Jan to Dec
9. a) Number of workers attending the factory shift wise &/ or per day : 15
 b) Number of workers residing in the premises : 0
10. For local bodies only:-
 a) Present population :
 b) Population covered under regular sewer facilities :
 c) population having septic tank/Soak pit facilities :
 d) Population covered by conservancy latrines :
11. For Industries Only:-

A. Give the list of raw materials

Raw Material Name	Material Trade Name	Qty	Principle Use
BIO MEDICAL WASTE	BIO MEDICAL WASTE	5	DISPOSAL THROUGH COMBUSTION AND DISINFECTION METHOD

Fuel Details:-

Fuel	Consumption
Diesel	0.6
Diesel	0.65
Diesel	0.276

B. Give the list Products and By Product Details

Product Name	Quantity
Bio Medical Waste	150
	Bio Medical Waste (STANDBY)
150	

ByProduct Name	Licence Qty	Installed Qty
ASH	5	5

ETP SLUDGE	981 2	2
------------	-----------------	---

C. Give the list of possible Inter-mediate Products:

Name of Product	Quantity per month
N/A	0
N/A	0

Section A

12. State daily quantity of water utilized :

Source Consumption	Quantity
Domestic	2.0
Industrial	8.0

13. A) State the hourly maximum and daily quantity of effluents arising from land/premises for which the application is made:

Generation	Waste Water Generation Quantity
Domestic	2.0
Industrial	8.0

(B) State how measurement of rate and quantity are carried out:

14. State whether storm water drains are kept separate from Industrial / Domestic Effluents? Yes

15. (a)Is domestic effluent allowed to get mixed in industrial effluents? No

16. (a)Describe if any treatment industrial or domestic effluent or one for combined effluent is made. Yes

If yes, state the process of treatment in brief

(b)Is the quantity of effluent emanating either without or after treatment approved by the authority? Yes

(c)If approved, furnish the authority (Two certified copies to be sent)

(d)If any effluent from any shop/ shops toxic? If so volume of this effluent

17. Is there any provision for disposal ?

Name	Status (Already made)	Status (proposed to)

18. State the area of land used for (a)Above in Hectares 0.58

19. Give the quantitative disposal of effluent in liters provided for the places mentioned below

Name	Mode	Mixed

20. Is there any provision for equalizing or made holding lagoons of tanks

Name	Mode
Domestic	2.0
Industrial	8.0

21. Is sufficient land available / can be made available? In case pumping effluent: on lands have to considered. Yes

22. (a) Give details of composition of Domestic / Industrial / Combined effluent in respect of the Following

Name of Effluent	Effluent before treatment	Effluent after treatment
------------------	---------------------------	--------------------------

Note:-

- 1) Furnish a copy of the analysis report of representative samples carried out by a competent laboratory
- 2) Methods of determination as approved by the Board will be followed for determination of above mentioned parameters.

- (b) Is the effluent toxic Yes
- (c) State if the Industrial effluent is having With odour
- (d) Is there any hidden change of temperature exceeding Yes
10*c at any time

23. (a) Are facilities available with the applicant for carrying out the following test of the waste waters

Name	Existing	Proposed
------	----------	----------

- (b) If yes, give details of equipments ETP OF 10 KLD ZLD SYSTEM

24. Has the land/premises, etc., for which the application is made open? Yes

Highly polluting material :

Toxic Organic Inorganic Microbiological : Cooling Tank

25. State details for solid waste

Type of Solid Waste	Composition	Quantity	Method of Collection	Method of Disposal
---------------------	-------------	----------	----------------------	--------------------

Section A

New

12. Fuel Consumption in Tonnes/day

Fuel Name	Daily Consumption (T/day)	Unit	Calorific value	Ash contents	Sulphur contents	Others
Diesel	0.600	Kilo Liters/Day				
Diesel	0.276	Kilo Liters/Day				

13. Atmospheric Emission from each stack

983

Total no. of stacks:	3
Material for construction of Stack:	MS , MS , MS ,
Stack Attached to:	Incinerator , Incinerator , DG Set ,
Height above ground level(in metres):	30 , 0 , 15 ,
Height above roof(in metres):	15 , 0 , 5 ,
Stack Top:	Round , Round , Round ,
Inner dimensions (in meters):	0.5 , 0.0 , 0.075 ,
Gas quantity-m³/hr:	0.4 , 0.4 , 0.0 ,
Flue gas temperature 'C:	70.0 , 70.0 , 0.0 ,
Exit velocity of gas/sec:	10.0 , 10.0 , 0.0 ,

(a) Flue gas emission

Stack No.	Type of fuel	Quantity of fuel/hr	Type of firing	So ₂	Nox	CO/HC	Particulates	Others
2	Diesel	0.600	AUTOMATIC					
2	Diesel	0.276	AUTOMATIC					

(b) Process Emission

Quantity of gas (in Nm ³ /hr)	So ₂	Co ₂	Analysis of vent hydrocarbons	Particulates in mg/Nm ³	Other Specify

(c) Particulate analysis :

(d) Chemical Composition(if available) :

14. Give details of flue gas sampling arrangements : STACK ATTACHED WITH INCINERATOR AND DG
15. Give details of laboratory facilities available for analysis of emission : Outsource
16. Is there sufficient space available for installing air pollution control equipment : Yes
17. Details of Air Pollution :-

Stack Name	Equipment Name	State
Incinerator	Cyclone Separator	Proposed
Incinerator	Water Sprinkling System	Proposed
Incinerator	Packed Bed Scrubber	Proposed
Incinerator	Water Scrubber	Proposed
DG Set	Others	Proposed

18. State the total quantity of air handled by ventilation equipments,specify size and no.of equipments, installed or to be installed

Equipment Name	Equipment Size	No. of equipments	Status
Cyclone Separator	250	1	Install
Water Sprinkling System	250	1	Install
Packed Bed Scrubber	250	1	Install
Water Scrubber	250	1	Install
Others	82.5	1	Install

19. Give the following details

(a) Total investment in the factory and the year of investment. : Investment:-39800000
Year of Investment is :-2024

(b) The estimated expenditure for implementation of the scheme to control air pollution :

(c) Expenditure incurred to update progress achieved(physical) for air pollution control, if any, and the year/years of investment along with physical progress achieved. The firm should give details of action taken to date and the expenditure incurred and the time required for the scheme. :

(d) Annual operation and maintenance-cost of Air Pollution Control Plant, if any :

(e) Further action that is being taken up by the firm to control air pollution. :

20. Other relevent information, if any :

Signature

Name and Address of the applicant on behalf of : DIWAKAR SINGH,NDL TOWER THIRD FLOOR, BEHNANPURWA NEAR WAVE MALL, GOMTI NAGAR

Name and Address of the Firm on behalf of which application is made : DIWAKAR SINGH,NDL TOWER THIRD FLOOR, BEHNANPURWA NEAR WAVE MALL, GOMTI NAGAR

[See Rules 6(1)]

Application required for grant/renewal of authorisation for generation or collection or storage or transport or reception or recycling or reuse or recovery or pre-processing or co-processing or utilisation or treatment or disposal of hazardous and other waste

Part A: General(to be filled by all)

Part A: Activity/Hazardous Waste Generation Details

(a)	Mode of storage
-----	-----------------

Name of the Hazardous Waste generated/to be generated	Category of Hazardous Waste	Size of the Room/shed(in mts.)	Storage Capacity(in terms of months)
Collection,Transport,Storage,	Hazardous waste treatment processes, e.g. pre-processing, incineration and concentration	106764.2	0.15
Collection,Transport,Storage,	Hazardous waste treatment processes, e.g. pre-processing, incineration and concentration	106764.1	0.10

Part B: Mode of storage

(a) Mode of storage	Authorization Required For	Source of Generation	Category	Quantity(per day in TPD)
	ASH	37.2	13500 KG	4*4
	SLUDGE	35.3	13500 KG	4*4

Part C: Quantity of Hazardous waste disposed

1. Quantity of Hazardous waste disposed	Name of the Hazardous Waste generated/to be generated	Nature of Hazardous Waste	Category of Hazardous Waste	Total Quantity of Hazardous Waste generated/to be generated(in tones/annum)	Quantity of hazardous waste shifted/to be shifted to common TSDF	Quantity of hazardous waste given/to be given to regd. Recycler	Quantity of hazardous waste being/to be managed in the premises
	ASH	STORAGABLE	37.2	54	54	0	0
	SLUDGE	STORAGABLE	35.3	43	43	0	0

Part D: Hazardous substances used

1. Hazardous substances used	Name of substances	Quantity

Part E: Hazardous waste is being produced

1. Hazardous waste is being produced	Name of hazardous waste	Quantity
	ASH	7.5 KG/HR
	SLUDGE	2 KG/DAY

Explanatory Notes for filing in form and the Annexure .

The notes are given only for those items for which explanations is considered desirable .

Form-

1. Here mention the name of the owner of the land/premises, if other than the applicant industry or factory in continuation of legal business as per Air (Prevention and Control of Pollution) Act,1981. If the land/premises belongs to the factory/ industry, say self

2. Here mention the date up to which the consent is sought for.

Annexure to form-

'Existing 'means that which is operation at the time of applying for consent .

'New' that which has been modified due to change in quantity and/or quality of emission.

'Altered' means that which has been modified due to change in quantity and/or quality of discharge arrangement and/or point of discharge etc.

Item 1 : Here mention name of the owner of the land/premises if other than the applicant industry or factory in continuation of of legal busines as per Air (Prevention and Control of Polution) Act ,1981 if land/premises belong to the factory/industry say self .

Item 1(a) : The industrtes are categorised based on the investment as follows : Major industry- having investment of more than 2 crores. Medium industry- having investment of 10 lakhs to 2 crores.Small scale industry having investment of less than 10 lakhs rupees

In place of above criteria kindly give category as per latest notification

Item 2 : Here give the registered name of the industry/institution factory/local bodies etc under which the business is carried out.

Item 6 : Applicable to only those are as which are prohibited areas such astheOrdinance Factories, Mint, etc.

Item 10(c) : Here State the temperature in C in summer winter monsoon and post monsoon seas on.

Item 10(d) : Here state the seasonal average wind direction and speed in and around the site of the plant. The above information can be had from representative Meterological centre .

Item 13 : Analysis of the flue gas emission, process emission and particulars analysis should be done for each stack, emissions. Where ever stacks are not provided the shop floor specific concentration should be reported . Chemical Analysis of particulars matter in the emission should be furnished giving details such as organic matter ,metals ,non-metals , redioactive, substances, asbostos, silicates etc.

Item 17 : Here mention the detailed specifications of control system used or proposed to be used with efflciency . Also furnish ihe layout of the control system with dimensions.

Item 18 : Here state the total quantity of ventilation air handled by equipments' such as roof extractors, Evaporative coolers etc

Additional Documents suggested for submission:

1 : Separate Demand Draft towards consent fee Water & Air .

2 : Annual Report or certificate from Chartered Accountants in support of fixed assets,current assets and current liabilities .

3 : Layout plan showing the location of stacks (chimneys), effluent treatment plant, effluent disposal areas,

air pollution control devices, hazardous waste treatment and disposal areast .

4 : Manufacturing process flow sheet, with description note on the manufacturing process for each product .

5 : Copies of latest consenVauthorisation/Environmental Impact Assessment Clearance .

6 : Copies of SSI registration Letter of IntenV industrial licenses, clearances from the Department or any other relevant document (ifapplicable) .

7 : Copies of planning permission certificate issued by the local bodies/District Town & Country Planning/Metropolitan Development Authorities .

8 : Compliance report on the latest CTE /CTO conditions stipulated under Water & Air Acts issued to the Unit .

Common General Information required for consent to operate under Water Pollution (Prevention & Control) Act, 1974 and Air Water Pollution (Prevention & Control) Act, 1981.

1. (a) Full name of the applicant with address : DIWAKAR SINGH,NDL TOWER
THIRD FLOOR, BEHNANPURWA
NEAR WAVE MALL, GOMTI
NAGAR
(Tel. No.) -
- (b) Is the firm registered? : YES
- (c) If yes, give the number & date of registration and authority with whom registered. : ,
- (d) Full Address of the registered office :
- (e) Names, designation and full address of persons like Partners, Managing Director/Manager etc. : DIWAKAR SINGH
NDL TOWER THIRD FLOOR,
BEHNANPURWA NEAR WAVE
MALL, GOMTI NAGAR
LUCKNOW
9336013636
- (f) Under which category does the industry fall: Large/Medium/Small Scale. : small
2. Full name of the Land/Premises/Institute/Factory/Industry/Local body with address : RS BMW SERVICES

Address:C-20, Satharia Industrial
Development Authority Industrial
Estate, Satharia,JAUNPUR,222202
Tel. No.:-
E-mail :
3. Give revenue /City Survey No. of the land/premises for which the application is made: : District:JAUNPUR
Town/Village:
City Survey no./Revenue Survey no.:
Khata No.:
Area in Hectares:0.58
4. State month and year in which the plant was actually put into commissions or is proposed to be put into commission: : October,2024
5. State the Civil/Military /Defence/industrial Estate etc. under whose administrative jurisdiction the occupiers/industrial plant is situated: : Industrial Estate

District:JAUNPUR
Corporation:
Village Panchayat
Contonment:
Defence Deptt:
State Govt:
Prohibited areas:
Others:INDUSTRIAL AREA
6. (a) State whether plant site has been declared as prohibited area: : NO
- (b) If yes, state the name of the Authority and furnish a certified copy of the order under which the area has been declared as prohibited area : -



















Galaxy S24 Ultra









उत्तर प्रदेश प्रदूषण नियंत्रण बोर्ड 343
UTTAR PRADESH POLLUTION CONTROL BOARD

Ref. No. 400136 / सी०-६ / एन०ओ०सी०-१६९ / २०२३

Dated 30/8/23

सेवा में,

मेसर्स आर०एस० बी०एम०डब्ल्यू० सर्विसेस,
एन०डी०एल० टावर, तृतीय तल,
बेहननपुरवा, निकट वेव माल,
गोमती नगर, लखनऊ-226010

पंजीकृत

विषय:- सी०बी०डब्ल्यू०टी०एफ० मेसर्स आर०एस० बी०एम०डब्ल्यू० सर्विसेस, प्लाट सं०-सी०-२०, सतहरिया औद्योगिक विकास प्राधिकरण (सीडा), सतहरिया, जौनपुर के सम्बन्ध में। महोदय,

कृपया उपरोक्त विषयक आपके पत्र दिनांक 23.08.2023 का संदर्भ ग्रहण करने का कष्ट करें। सन्दर्भित सी०बी०डब्ल्यू०टी०एफ० के प्रस्तावित स्थल के निकटवर्ती जनपदों के संबंध में कार्यालय अभिलेखों में उपलब्ध सूचना के अनुसार चिकित्सालयों में उपलब्ध बेड्स की संख्या निम्नवत् है :-

जनपद का नाम	चिकित्सालयों में उपलब्ध बेड्स की संख्या	बेड्स के सापेक्ष आंकलित जैव चिकित्सा अपशिष्ट की मात्रा (कि०ग्रा०/दिन)
भदोही	2367	591.75
जौनपुर	7561	1890.25
मीरजापुर	3443	860.75
प्रयागराज	15471	3867.75
सुल्तानपुर	5085	1271.25
अमेठी	2865	716.25
प्रतापगढ़	4310	1077.5
योग	41102	10275.5

अवगत कराना है कि सन्दर्भित सी०बी०डब्ल्यू०टी०एफ० के प्रस्तावित स्थल से 75 कि०मी० रेडियल दूरी के भीतर 03 सी०बी०डब्ल्यू०टी०एफ० मेसर्स संगम मेडीसर्व, हण्डीया, प्रयागराज, मेसर्स फेरोबिल्ड हार्ड (इण्डिया) प्रा०लि०, 83ए, महेबा पुरबपट्टी, नैनी प्रयागराज, एवं मेसर्स रॉयल पॉल्यूशन कान्ट्रोल सर्विसेस, सुल्तानपुर कार्यरत है तथा उक्त सभी सी०बी०डब्ल्यू०टी०एफ० में इन्सीनिरेटर की कुल क्षमता 600 कि०ग्रा०/घण्टा है।

अतः यह मान लिया जाये कि सी०बी०डब्ल्यू०टी०एफ० में इन्सीनिरेटर का संचालन 12 घण्टा/दिन होता है, प्रति बेड जैव चिकित्सा अपशिष्ट 250 ग्राम/दिन जनित होता है एवं जनित जैव चिकित्सा अपशिष्ट का 80 प्रतिशत भाग इन्सीनिरेबिल अपशिष्ट में आता है तो उस दशा में कुल जनित अपशिष्ट यथा 10275.5 कि०ग्रा०/दिन में इन्सीनिरेबिल अपशिष्ट 8220.4 कि०ग्रा०/दिन हेतु उपरोक्त वर्णित समस्त सी०बी०डब्ल्यू०टी०एफ० द्वारा अधिकतम 7200 कि०ग्रा०/दिन इन्सीनिरेबिल अपशिष्ट का निस्तारण किया जा सकता है तथा जनित अपशिष्ट यथा 1020.4 कि०ग्रा०/दिन के निस्तारण हेतु अतिरिक्त सी०बी०डब्ल्यू०टी०एफ० की आवश्यकता होगी।

भवदीय,

(आर०के० सिंह)
मुख्य पर्यावरण अधिकारी
(वृत्त-६)



344

**BEFORE THE HON'BLE NATIONAL GREEN TRIBUNAL
PRINCIPAL BENCH, NEW DELHI**

ORIGINAL APPLICATION NO. 623 OF 2024

IN THE MATTER OF:

Ajay Kumar Singh

... Applicant

Versus

State Level Environmental Impact

Assessment Authority, Uttar Pradesh & Ors.

... Respondents

Know all to whom these presents shall come that I, Diwakar Singh S/o Sh. Narendra Bahadur Singh, Partner of M/s RS Bio Medical Waste Services office at NDL Tower, Third Floor, Behnanpurwa, Near Wave Mall, Gomti Nagar, Lucknow, Uttar Pradesh.

The above named _____ RESPONDENT NO. 2 _____ do hereby appoint.



Deva Shukla Advocate (Enrollment No. D/5303/2019)
Neha Shukla Advocate (Enrollment No. UP/7974 /2017)
Kumudini Shukla Advocate (Enrollment No. UP/7974 /2017)
Amit Kumar Advocate (Enrollment No. D/355/2021)

LEXWEB ADVOCATES & LEGAL ADVISORS

Office at :D-54, Sector 48, Noida – 201 303

Email: deva.shukla@lexweb.in

Ph. Nos. 0120-4206283, Mob. No. 9999228882; 9999118882

(Hereinafter called the advocate/s) to be my Advocates in the above noted case authorized him:-

To act, appear and plead in the above-noted case in this Tribunal or in any other Court in which the same may be tried or heard subject to payment of fees separately for each Court by me/ us.

To sign, file verify and present pleadings, appeals cross objections or petitions for execution review, revision, withdrawal, compromise or other petitions or affidavits or other documents as may be deemed necessary or proper for the prosecution of the said case in all its stages.

To file and take back documents to admit and/or deny the documents of Applicant.

And I/We undertake that I / we or my /our duly authorized agent would appear in the Court on all hearings and will inform the Advocates for appearance when the case is called.

And I /we the undersigned do hereby agree that in the event of the whole or part of the fee agreed by me/us to be paid to the Advocate remaining unpaid he shall be entitled to withdraw from the prosecution of the said case until the same is paid up. The fee settled is only for the above case and above Court. I/We hereby agree that once the fee is paid, I /we will not be entitled for the refund of the same in any case whatsoever. If the case lasts for more than three years, the advocate shall be entitled for additional fee equivalent to half of the agreed fee for every addition three years or part thereof.

IN WITNESS WHEREOF I/We do hereunto set my /our hand to these presents the contents of which have been understood by me/us on this 12th day of November 2024.

Accepted subject to the terms of fees.

Deva Shukla
Advocate

Neha Shukla
Advocate

Kumudini Shukla
Advocate

DIWAKAR SINGH
CLIENT

Amit Kumar
Advocate